

THE STATE OF TEXAS                   §  
COUNTY OF CAMERON               §

BE IT REMEMBERED on the 24th day of July 2025, there was conducted a Regular Meeting of the Cameron County Regional Mobility Authority, at the CCRMA Administrative Office, 3470 Carmen Avenue, Suite 5 thereof, in Rancho Viejo, Texas, for the purpose of transacting any and all business that may lawfully be brought before the same.

THE BOARD MET AT:  
12:00 P.M.

PRESENT:  
FRANK PARKER, JR.  
CHAIRPERSON  
  
MICHAEL SCAIEF  
VICE CHAIRMAN (ABSENT)  
  
ARTURO A. NELSON  
SECRETARY  
  
AL VILLARREAL  
TREASURER  
  
MARK ESPARZA  
DIRECTOR  
  
LEO R. GARZA  
DIRECTOR  
  
ALBERT GARZA, III  
DIRECTOR

=====

The Meeting was called to order by Chairman Parker, at 12:00 P.M. At this time, the Board considered the following matters as per CCRMA Agenda posted on the CCRMA’s website and physically at 3470 Carmen Avenue, Suite 5, Rancho Viejo, Texas, on this 21<sup>st</sup> day of July 2025 at 8:00 A.M.

\_\_\_\_\_

**PUBLIC COMMENTS**

1       **PUBLIC COMMENTS**  
  
None.

---

## **ACTION ITEMS**

### **2-A Consideration and Approval of the June 26, 2025 Regular Meeting Minutes.**

Secretary Nelson moved to approve the June 26, 2025, Regular Meeting Minutes. The motion was seconded by Director Esparza and carried unanimously.

### **2-B Acknowledgement of Claims.**

Mr. Victor Barron, RMA Chief Financial Officer went over the Claims and presented them into the record.

Director Esparza moved to acknowledge the Claims as presented. The motion was seconded by Director Leo Garza and carried unanimously.

**The Claims are as follows:**

---

### **2-C Approval of Claims.**

Mr. Victor Barron, RMA Chief Financial Officer went over the Claims and presented them into the record. Mr. Barron read in an additional claim for the following: RRP Consulting Engineers, LLC Inv. #U276.331-10 for Whipple Road in the amount of \$39,494.91. Staff recommended approval.

Director Esparza moved to approve the Claims as presented with the additional claim read in. The motion was seconded by Director Leo Garza and carried unanimously.

**The Claims are as follows:**

---

### **2-D Consideration and Possible of the Financial Statements and Budget Amendments for the Month of June 2025.**

Mr. Victor Barron, RMA Chief Financial Officer, went over the Financial Statement and Budget Amendments for the month of June 2025. Mr. Barron also went over the Toll Operation report for the month of June 2025.

Treasure Villarreal moved to approve the Financial Statements and Budget Amendments for the month of June 2025. The motion was seconded by Director Leo Garza and carried unanimously.

**The Financials are as follows:**

---

**2-E Consideration and Approval of Payment of Invoice and Release of Check to ZIWA Corporation for the Free Trade Bridge (Los Indios) Port of Entry Export Building Renovation Donation Acceptance Program Project and for Anahuac Infrastructure, LLC for the SH 550 Maintenance Project.**

Mr. Victor Barron, RMA Chief Financial Officer, advised the board of the need to approve the Invoice and Release of Check to ZIWA Corporation for the Free Trade Bridge (Los Indios) Port of Entry Export Building Renovation Donation Acceptance Program Project and for Anahuac Infrastructure, LLC for the SH 550 Maintenance Project. Mr. Barron advised the board of Pay App #6 in the amount of \$132,816.63 for ZIWA Corporation. Staff recommended approval.

Secretary Nelson moved to approve of the Payment of Invoices and Release of Check to ZIWA Corporation for the Free Trade Bridge (Los Indios) Port of Entry Export Building Renovation Donation Acceptance Program Project and for Anahuac Infrastructure, LLC for the SH 550 Maintenance Project. The motion was seconded by Director Esparza and carried unanimously.

**2-F Consideration and Authorization to Continue Participation in the Buy Board Interlocal Cooperative Purchasing Agreement.**

Mr. Pete Sepulveda, Jr., RMA Executive Director, advised the board of the need to continue participation with the Buy Board Interlocal Cooperative Purchasing Agreement. Mr. Sepulveda further advised this Cooperative Agreement is already in place and renewed yearly. Staff recommended approval.

Treasurer Villarreal moved to approve the continued participation in the Buy Board Interlocal Cooperative Purchasing Agreement. The motion was seconded by Secretary Nelson and carried unanimously.

**2-G Consideration and Authorization to Continue Participation in the Choice Partners Interlocal Cooperative Purchasing Agreement.**

Mr. Pete Sepulveda, Jr., RMA Executive Director, advised the board of the need to continue participation with the Choice Partners Interlocal Cooperative Purchasing Agreement. Mr. Sepulveda further advised this Cooperative Agreement is already in place and renewed yearly. Staff recommended approval.

Treasurer Villarreal moved to approve the continued participation in the Choice Partners Interlocal Cooperative Purchasing Agreement. The motion was seconded by Secretary Nelson and carried unanimously.

**2-H Consideration and Authorization to Participate in the Region VIII-Education Service Center (TIPS) Texas Interlocal Cooperative Purchasing System Agreement.**

Mr. Pete Sepulveda, Jr., RMA Executive Director, advised the board of the need to continue participation with the Region VIII-Education Service Center (TIPS) Texas Interlocal Cooperative Purchasing System Agreement. Mr. Sepulveda further advised this Cooperative Agreement is already in place and renewed yearly. Staff recommended approval.

Treasurer Villarreal moved to approve the continued participation in the Region VIII-Education Service Center (TIPS) Texas Interlocal Cooperative Purchasing System Agreement. The motion was seconded by Secretary Nelson and carried unanimously.

**2-I Consideration and Authorization to Participate in the Omnia Partners Cooperative Purchasing Agreement.**

Mr. Pete Sepulveda, Jr., RMA Executive Director, advised the board of the need to continue participation with the Omnia Partners Cooperative Purchasing Agreement. Mr. Sepulveda further advised this Cooperative Agreement is already in place and renewed yearly. Staff recommended approval.

Treasurer Villarreal moved to approve the continued participation in the Omnia Partners Cooperative Purchasing Agreement. The motion was seconded by Secretary Nelson and carried unanimously.

**2-J Consideration and Approval of Recommendation of Highest Ranked General Engineering Consultant Proposal for Gateway International Bridge County Administration Building, Toll Plaza, Canopies & Pedestrian Bridge Project.**

Mr. Pete Sepulveda, Jr., RMA Executive Director, advised the board of the need to approve the Highest Ranked General Engineering Consultant Proposal for Gateway International Bridge County Administration Building, Toll Plaza, Canopies & Pedestrian Bridge Project. Mr. Sepulveda further advised that two proposals were submitted, one from RRP Consulting Engineers, LLC and one from HDR Engineers, both were interviewed, evaluated and staff came up with a recommendation. Mr. Sepulveda also advised that funding for the project was previously approved through an Interlocal Agreement with the County. Staff recommended awarding the project to RRP Consulting Engineers, LLC and enter into contract negotiations.

Director Esparza moved to approve the Highest Ranked General Engineering Consultant Proposal for Gateway International Bridge County Administration Building, Toll Plaza, Canopies & Pedestrian Bridge Project. The motion was seconded by Director Leo Garza and carried unanimously.

**2-K Consideration and Approval of Change Order Number 14 with Kapsch for SH 550 DVR and DVAS Camera Replacement.**

Mr. Eric Davila, RMA Chief Development Engineer, advised the board of the need to approve Change Order Number 14 with Kapsch for SH 550 DVR and DVAS Camera Replacement. Mr. Davila further advised that this change order was for the upgrades of the cameras and servers that collect all the images of each transaction being captured. He further advised that this change order goes hand in hand with the other changes orders being presented. Staff recommended approval.

Director Esparza moved to approve Change Order Number 14 with Kapsch for SH 550 DVR and DVAS Camera Replacement. The motion was seconded by Director Leo Garza and carried unanimously.

**The Change Order is as follows:**

---

**2-L Consideration and Approval of Change Order Number 15 with Kapsch for SH 550 Point to Point Network Hardware Upgrade.**

Mr. Eric Davila, RMA Chief Development Engineer, advised the board of the need to approve Change Order Number 15 with Kapsch for SH 550 Point to Point Network Hardware Upgrade. Mr. Davila



further advised that this change order was to upgrade the point-to-point network which routes the transactions from the main IOP building to the data service locations for proper communication. Staff recommended approval.

Director Esparza moved to approve Change Order Number 15 with Kapsch for the SH 550 Point to Point Network Hardware Upgrade. The motion was seconded by Director Leo Garza and carried unanimously.

**The Change Order is as follows:**

---

**2-M Consideration and Approval of Change Order Number 16 with Kapsch for SH 550 Host Hardware Upgrade & Secondary Implementation.**

Mr. Eric Davila, RMA Chief Development Engineer, advised the board of the need to approve Change Order Number 16 with Kapsch for SH 550 Host Hardware Upgrade & Secondary Implementation. Mr. Davila further advised that the host hardware and secondary implementation servers have been there since the inception of the toll road and are in need of an upgrade. Staff recommended approval.

Director Esparza moved to approve Change Order Number 16 with Kapsch for SH 550 Host Hardware Upgrade and Secondary Implementation. The motion was seconded by Director Leo Garza and carried unanimously.

**The Change Order is as follows:**

---

## **ADJOURNMENT**

There being no further business to come before the Board and upon motion by Director Leo Garza and seconded by Director Mark Esparza and carried unanimously, the meeting was **ADJOURNED** at 12:38 P.M.

---

---

APPROVED this 28th day of August 2025.

  
CHAIRMAN FRANK PARKER, JR.

ATTESTED:   
ARTURO A. NELSON, SECRETARY



**IMPROVING MORE THAN JUST ROADS**

**POSTED ON WEB  
07/21/2025  
AT 8:00 AM**

**AGENDA  
Regular Meeting of the Board of Directors  
of the  
Cameron County Regional Mobility Authority  
3470 Carmen Avenue, Suite 5  
Rancho Viejo, Texas 78575  
July 24, 2025  
12:00 PM**

**PUBLIC COMMENTS:**

- 1. Public Comments.**

**ITEMS FOR DISCUSSION AND ACTION:**


- 2. Action Items.**

- A. Consideration and Approval of the June 26, 2025, Regular Meeting Minutes.**
- B. Acknowledgement of Claims.**
- C. Approval of Claims.**
- D. Consideration and Approval of the Financial Statements and Budget Amendments for the Month of June 2025.**
- E. Consideration and Approval of Payment of Invoice and Release of Check to ZIWA Corporation for the Free Trade Bridge (Los Indios) Port of Entry Export Building Renovation Donation Acceptance Program Project and for Anahuac Infrastructure LLC for the SH 550 Maintenance Project.**
- F. Consideration and Authorization to Continue Participation in the Buy Board Interlocal Cooperative Purchasing Agreement.**
- G. Consideration and Authorization to Continue Participation in the Choice Partners Interlocal Cooperative Purchasing Agreement.**
- H. Consideration and Authorization to Continue Participation in the Region VIII-Education Service Center (TIPS) Texas Interlocal Cooperative Purchasing System Agreement.**
- I. Consideration and Authorization to Continue Participation in the Omnia Partners Cooperative Purchasing Agreement.**

- J. Consideration and Approval of Recommendation of Highest Ranked General Engineering Consultant Proposal for Gateway International Bridge County Administration Building, Toll Plaza, Canopies & Pedestrian Bridge Project.**
- K. Consideration and Approval of Change Order Number 14 with Kapsch for SH 550 DVR and DVAS Camera Replacement.**
- L. Consideration and Approval of Change Order Number 15 with Kapsch for SH 550 Point to Point Network Hardware Upgrade.**
- M. Consideration and Approval of Change Order Number 16 with Kapsch for SH 550 Host Hardware Upgrade & Secondary Implementation.**

**ADJOURNMENT:**

Signed this 21st day of July 2025

A handwritten signature in dark ink, appearing to read "Frank Parker, Jr.", written over a horizontal line.

**Frank Parker, Jr.**  
**Chairman**

**NOTE:**

**Participation by Telephone Conference Call** – One or more members of the CCRMA Board of Directors may participate in this meeting through a telephone conference call, as authorized by Sec. 370.262, Texas Transportation Code. Each part of the telephone conference call meeting that by law must be open to the public shall be audible to the public at the meeting location and will be recorded. On conclusion of the meeting, the recording will be made available to the public.

**2-B      ACKNOWLEDGEMENT OF CLAIMS.**



# Claims for Acknowledgement



## CAMERON COUNTY REGIONAL MOBILITY AUTHORITY Claims July 15, 2025

### Operations

Vendor Name	Invoice Number	Cash Required	Invoice/Credit Description	PROJ Title	Transfer Funds	Funding Source	Bank Account
Alejandro Garcia	Travel AG Jun 2025	\$ 380.80	Travel Reimbursement AG June 2025	Indirect	Y	Local	Ope
Rio Grande Valley Partnership Chamber of Commerce	MTF 2508	10,870.00	2025 Alliance for 1-69 Texas Annual Dues	Indirect	Y	Local	Ope
Charter Communcations	185525901070125	774.06	Internet/Phones July 2025	Indirect	Y	Local	Ope
		<u>12,024.86</u>					

### Tolls

Vendor Name	Invoice Number	Cash Required	Invoice/Credit Description	PROJ Title	Transfer Funds	Funding Source	Bank Account
Aflac	674663	\$ 255.18	Employee Supplemental Insurance July 2025	Indirect	Y	Local	Tolls
Public Utilities Board	588837 7/25	207.88	Electricity 180042 SH 550 LOC Jul 2025	Port Spur - SH550	Y	Local	Tolls
Charter Communcations	185399301070125	590.88	Ethernet 2129 Fm 511 July 2025	Direct Connectors - SH550	Y	Local	Tolls
Charter Communcations	185525901070125	774.06	Internet/Phones July 2025	Indirect	Y	Local	Tolls
Charter Communcations	239414901070125	590.88	Ethernet Intrastate 7301 Metropolis Dr #6 July 2025	Direct Connectors - SH550	Y	Local	Tolls
		<u>2,418.88</u>					
	Ope	12,024.86					
	Tolls	<u>2,418.88</u>					
	Total Transfer	<u>14,443.74</u>					

Reviewed by:

Monica R. Ibarra,  
Accountant

*[Signature]* 7.15.25

Victor J. Barron,  
Chief Financial Officer

*[Signature]* 7.15.25

Pete Sepulveda Jr,  
Executive Director

*[Signature]* 7.15.25



**CAMERON COUNTY REGIONAL MOBILITY AUTHORITY**  
Claims July 10, 2025

**Operations**


Vendor Name	Invoice Number	Cash Required	Invoice/Credit Description	PROJ Title	Transfer Funds	Funding Source	Bank Account
JWH and Associates, Inc.	1325	\$ 1,750.00	Gateway Bridge Pedestrian June 2025	CC - Gateway Bridge	Y	Local	TRZ
JWH and Associates, Inc.	1425	1,156.97	FM 511 Traffic Roadway June 2025	FM 511	Y	Local	TRZ
JWH and Associates, Inc.	1525	1,000.00	North Railroad Alternatives June 2025	North Rail Relocation	Y	Local	TRZ
Lone Star Shredding Document Storage	2008156	157.50	Shredding Services June 2025	Indirect	Y	Local	Ope
Rentfro, Irwin, & Irwin, P.L.L.C	3156	4,085.00	Legal Expenses June 2025	Indirect	Y	Local	Ope
Valley Municipal Utility District	2030007806 6/25	38.12	Water & Wastewater Ste 7 June 2025	Indirect	Y	Local	Ope
Valley Municipal Utility District	2030007907 6/25	37.33	Water & Wastewater Ste 6 June 2025	Indirect	Y	Local	Ope
Valley Municipal Utility District	2030008005 6/25	37.41	Water & Wastewater Ste 4 June 2025	Indirect	Y	Local	Ope
Valley Municipal Utility District	2030008105 6/25	37.00	Water & Wastewater Ste 3 June 2025	Indirect	Y	Local	Ope
Valley Municipal Utility District	2030008306 6/25	36.48	Water & Wastewater Ste 8 June 2025	Indirect	Y	Local	Ope
Valley Municipal Utility District	2030008406 6/25	36.72	Water & Wastewater Ste 5 June 2025	Indirect	Y	Local	Ope
		<u>8,372.53</u>					

**Tolls**

Vendor Name	Invoice Number	Cash Required	Invoice/Credit Description	PROJ Title	Transfer Funds	Funding Source	Bank Account
Amazon Capital Services	1WP1-WGJ3-NCNT	\$ 2,183.19	Office & Furniture Supplies Tolls June 2025	Indirect	Y	Local	Tolls
Kapsch TrafficCom USA, Inc	486026SI00539	11,170.76	Annual Performance Audit/Tuning	Indirect	Y	Local	Tolls
LexisNexis Risk Solutions FL Inc	1100166881	123.94	Address and Name Lookup June 2025	Indirect	Y	Local	Tolls
MPC Studios, Inc	35655	875.00	Graphic Design Hours Used tp Edit Existing Full Page Ad CAAA	Indirect	Y	Local	Tolls
NSA Property Holdings LLC d/b/a Move It Storage-Los Fresnos	Unit#923 7/25	374.00	Storage Unit# 923 July 2025	Indirect	Y	Local	Tolls
Rentfro, Irwin, & Irwin, P.L.L.C	3156	2,050.00	Legal Expenses June 2025	Indirect	Y	Local	Tolls
United States Postal Service	FC Stamps 7.3.25	730.00	First Class Qty 1000 7.3.25	Indirect	Y	Local	Tolls
Valley Municipal Utility District	3010066802 6/25	54.80	Water & Wastewater Tolls June 2025	Indirect	Y	Local	Tolls
		<u>17,561.69</u>					
	Operations	8,372.53					
	Tolls	<u>17,561.69</u>					
	Total Transfer	<u>25,934.22</u>					

Reviewed by:


Monica R. Ibarra,  
Accountant

 7.10.25

Victor J. Barron,  
Chief Financial Officer

 07/10/25

Pete Sepulveda Jr.,  
Executive Director

 7.10.25



CAMERON COUNTY REGIONAL MOBILITY AUTHORITY  
Claims July 9, 2025

Operations

Vendor Name	Invoice Number	Cash Required	Invoice/Credit Description	PROJ Title	Transfer Funds	Funding Source	Bank Account
CAAAREM	Diamond Sponsor	<u>10,000.00</u> <u>10,000.00</u>	Sponsorship-Diamond	Indirect	Y	Local	Ope

Tolls

Vendor Name	Invoice Number	Cash Required	Invoice/Credit Description	PROJ Title	Transfer Funds	Funding Source	Bank Account
CAAAREM	A591188	<u>4,100.00</u> <u>4,100.00</u>	Promotional Booth	Indirect	Y	Local	Tolls
	Ope	10,000.00					
	Tolls	<u>4,100.00</u>					
	Total Transfer	<u>14,100.00</u>					

Reviewed by:

Monica R. Ibarra,  
Accountant

Monica R. Ibarra 7.9.25

Victor J. Barron,  
Chief Financial Officer

Victor J. Barron 7.9.25

Pete Sepulveda Jr,  
Executive Director

Pete Sepulveda Jr 7.9.25





**CAMERON COUNTY REGIONAL MOBILITY AUTHORITY**  
Claims July 2, 2025

**Operations**

Vendor Name	Invoice Number	Cash Required	Invoice/Credit Description	PROJ Title	Transfer Funds	Funding Source	Bank Account
Culligan of the Rio Grande Valley	320895 5/25-6/25	\$ 74.19	Bottled Water Delivery May-Jun 2025	Indirect	Y	Local	Ope
Direct Energy Business, LLC	251760057226306	68.89	Electricity Ste 7 June 2025	Indirect	Y	Local	Ope
Direct Energy Business, LLC	251760057226307	131.97	Electricity Ste 3 June 2025	Indirect	Y	Local	Ope
Direct Energy Business, LLC	251760057226308	37.84	Electricity Ste 5 June 2025	Indirect	Y	Local	Ope
Direct Energy Business, LLC	251760057226309	77.87	Electricity Ste 4 June 2025	Indirect	Y	Local	Ope
Lily Anne Garcia	Reimb LGF Jun 2025	25.51	Travel & Misc Reimbursement LGF Jun 2025	Indirect	Y	Local	Ope
MPC Studios, Inc	35612	334.00	Website Hosting July 2025	Indirect	Y	Local	Ope
Republic Services	0863-002756889	144.64	Waste Container July 2025	Indirect	Y	Local	Ope
RingCentral, Inc.	CD_001154633	368.50	Phone Systems July 2025	Indirect	Y	Local	Ope
Staples Business Credit	7005825564	437.55	Office Supplies/Furniture June 2025	Indirect	Y	Local	Ope
Verizon Wireless	6116768983	75.98	Internet HotSpot June 2025	Indirect	Y	Local	Ope
		<u>1,776.94</u>					

**Interlocal Agreement**

Vendor Name	Invoice Number	Cash Required	Invoice/Credit Description	PROJ Title	Transfer Funds	Funding Source	Bank Account
R.R.P. Consulting Engineers, L.L.C.	U3048-19	\$ 1,386.82	West Blvd APD April 2025	West Rail Corridor	Y	Local	Ope
		<u>1,386.82</u>					

**Tolls**

Vendor Name	Invoice Number	Cash Required	Invoice/Credit Description	PROJ Title	Transfer Funds	Funding Source	Bank Account
Bernard's Electric, LLC	Paper Dispenser	\$ 180.00	Paper dispensers were installed in restrooms at Tolls	Indirect	Y	Local	Tolls
Culligan of the Rio Grande Valley	320895 5/25-6/25	115.90	Bottled Water Delivery May-Jun 2025	Indirect	Y	Local	Tolls
Direct Energy Business, LLC	25160057226312	438.42	Electricity 1895 Fm 511 #1 June 2025	FM1847 - SH550	Y	Local	Tolls
Direct Energy Business, LLC	251760057226310	233.85	Electricity 570 Fm 511 June 2025	Direct Connectors - SH550	Y	Local	Tolls
Direct Energy Business, LLC	251760057226311	425.34	Electricity Tolls June 2025	Indirect	Y	Local	Tolls
Direct Energy Business, LLC	251760057229209	145.28	Electricity 1505 Fm 511 June 2025	Direct Connectors - SH550	Y	Local	Tolls
Direct Energy Business, LLC	251760057229210	110.15	Electricity 1705 Fm 511 June 2025	Direct Connectors - SH550	Y	Local	Tolls
Matus Contractor Company	904	750.00	Asphalt Litter Clean Up Hwy550 Section 1,2,3	Indirect	Y	Local	Tolls
Prisciliano Delgado	10639	250.00	Lawn Services June 2025	Indirect	Y	Local	Tolls
Public Utilities Board	600710 6/25	242.33	Electricity 1100 Fm 511 Hwy Jun 2025	Direct Connectors - SH550	Y	Local	Tolls
RingCentral, Inc.	CD_001154633	368.49	Phone Systems July 2025	Indirect	Y	Local	Tolls
Staples Business Credit	7005825564	23.58	Office Supplies/Furniture June 2025	Indirect	Y	Local	Tolls
Verizon Wireless	6116768983	75.98	Internet HotSpot June 2025	Indirect	Y	Local	Tolls
		<u>3,359.32</u>					
	Operations	1,776.94					
	Interlocal Agre	1,386.82					
	Tolls	<u>3,359.32</u>					
	Total Transfer	<u>6,523.08</u>					

Reviewed by:

Monica R. Ibarra,  
Accountant

*M. R. Ibarra* 7.2.25

Victor J. Barron,  
Chief Financial Officer

*V. J. Barron* 7.2.25

Pete Sepulveda Jr,  
Executive Director

*P. Sepulveda Jr* 7.3.25



**CAMERON COUNTY REGIONAL MOBILITY AUTHORITY**  
Claims June 26, 2025

**Operations**

Vendor Name	Invoice Number	Cash Required	Invoice/Credit Description	PROJ Title	Transfer Funds	Funding Source	Bank Account
Alert Termite & Pest Control Co	10559	\$ 55.00	Pest Control June 2025	Indirect	Y	Local	Ope
American Express	AMEX June 2025	1,237.90	Credit Card Charges Jun 2025	Indirect	Y	Local	Ope
Diamante Super Clean	36	850.00	Janitorial Services June 2025	Indirect	Y	Local	Ope
Gexa Energy, LP	30064950	92.92	Electricity Ste 6 Jun 2025	Indirect	Y	Local	Ope
NRG Energy, Inc	301006934003	92.92	Electricity Ste 8 Jun 2025	Indirect	Y	Local	Ope
R.R.P. Consulting Engineers, L.L.C.	U2716.120-16	1,717.75	Old Alice Rd APD May 2025	CC - Old Alice Road	Y	Local	TRZ
AIM Media Texas	40016751-0525	5,308.10	3010-BH Financial Mgmt & Acct Software, SH550 Maint Proj	Indirect	Y	Local	Ope
Toshiba Financial Services	558381125	291.10	Admin Printer Jul 2025	Indirect	Y	Local	Ope
		<u>9,645.69</u>					

**Interlocal Agreement**

Vendor Name	Invoice Number	Cash Required	Invoice/Credit Description	PROJ Title	Transfer Funds	Funding Source	Bank Account
R.R.P. Consulting Engineers, L.L.C.	U2716.120-16	3,769.10	Old Alice Rd APD May 2025	CC - Old Alice Road	Y	Local	Restri
		<u>3,769.10</u>					

# Tolls

Vendor Name	Invoice Number	Cash Required	Invoice/Credit Description	PROJ Title	Transfer Funds	Funding Source	Bank Account
Alert Termite & Pest Control Co	10559	\$ 55.00	Pest Control June 2025	Indirect	Y	Local	Tolls
American Express	AMEX June 2025	543.83	Credit Card Charges Jun 2025	Indirect	Y	Local	Tolls
Maria D Mayorga	Reim LM 6.4.25	21.26	Travel & Misc Reimbursement LM 6.4.25	Indirect	Y	Local	Tolls
		<u>620.09</u>					
	Operations	9,645.69					
	Interlocal Agre	3,769.10					
	Tolls	<u>620.09</u>					
	Total Transfer	<u>14,034.88</u>					

Reviewed by:

Monica R. Ibarra,  
Accountant

MMR 6.26.25

Victor J. Barron,  
Chief Financial Officer

VJB 6.26.25

Pete Sepulveda Jr,  
Executive Director

PSJ 6.26.25

**2-C    APPROVAL OF CLAIMS.**



CAMERON COUNTY REGIONAL MOBILITY AUTHORITY  
BOD Claims July 24, 2025

Operations

Vendor Name	Invoice Number	Cash Required	Invoice/Credit Description	PROJ Title	Transfer Funds	Funding Source	Bank Account
Texas County District Retirement System	TCDRS Jun - Jul 2025	\$ 25,613.21	TCDRS June - July 2025	Indirect	Y	Local	Ope
TML Health Benefits Pool	PCAMERO62508	14,623.58	Employee Health Benefits Aug 2025	Indirect	Y	Local	Ope
Union Pacific Railraod Co	90147580	9,101.33	Harlingen Bypass March 2025- June 2025	North Rail Relocation	Y	Local	TRZ
Union Pacific Railraod Co	90147580	34,671.69	Harlingen Bypass March 2025- June 2025	North Rail Relocation	Y	Local	Ope
		<u>84,009.81</u>					

Interlocal Agreements

Vendor Name	Invoice Number	Cash Required	Invoice/Credit Description	PROJ Title	Transfer Funds	Funding Source	Bank Account
GDJ Engineering	2025-104	\$ 101,887.08	Dana Rd Proj June 2025	Dana Rd	Y	Local	Restri
		<u>101,887.08</u>					

Tolls

Vendor Name	Invoice Number	Cash Required	Invoice/Credit Description	PROJ Title	Transfer Funds	Funding Source	Bank Account
Harris County Toll Road Authority	CCRMA June 2025	\$ 30,000.00	CCRMA Flat Service Fee Owed to HCTRA June 2025	Indirect	Y	Local	Tolls
Kapsch TrafficCom USA, Inc	486026SI	22,520.70	Toll System Maintenance Support June 2025	Indirect	Y	Local	Tolls
Texas County District Retirement System	TCDRS Jun - Jul 2025	12,082.57	TCDRS June - July 2025	Indirect	Y	Local	Tolls
TML Health Benefits Pool	PCAMERO62508	10,997.64	Employee Health Benefits Aug 2025	Indirect	Y	Local	Tolls
TML Intergovernmental	9384 7.1.25	27,449.00	Insurance Coverage July 2025	Indirect	Y	Local	Tolls
		<u>103,049.91</u>					
Operations		\$ 84,009.81					
Interlocal Agree		101,887.08					
Tolls		103,049.91					
Total Transfer		<u>\$ 288,946.80</u>					

Reviewed by:

Victor J. Barron,  
Chief Financial Officer



7.18.25

Pete Sepulveda Jr,  
Executive Director



07.18.25

**2-D    CONSIDERATION   AND   APPROVAL   OF   THE   FINANCIAL  
STATEMENTS AND BUDGET AMENDMENTS FOR THE MONTH OF  
JUNE 2025.**



# CAMERON COUNTY REGIONAL MOBILITY AUTHORITY

June 2025 Financial Report



PETE SEPULVEDA, JR., EXECUTIVE DIRECTOR  
VICTOR J. BARRON, CHIEF FINANCIAL OFFICER



# Administrative Operations Revenues and Expenses Current Period

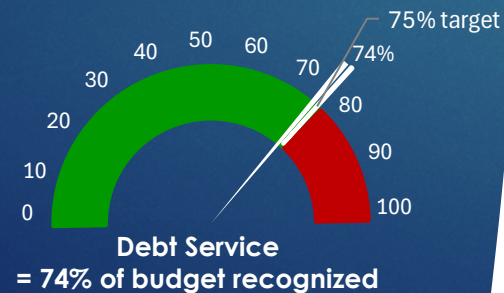
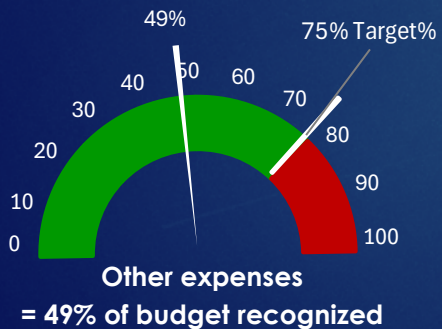
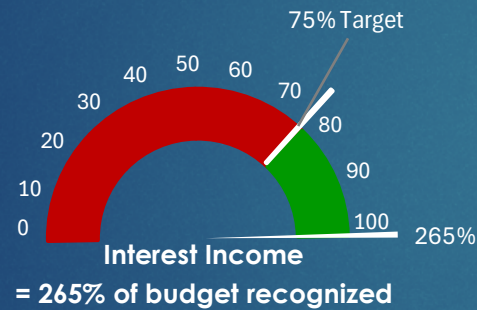
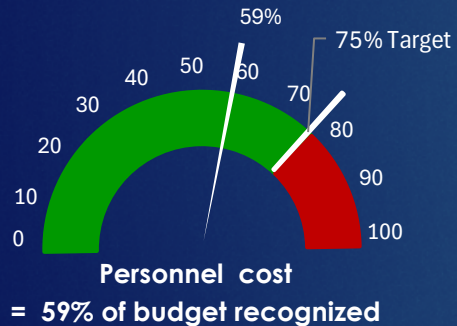
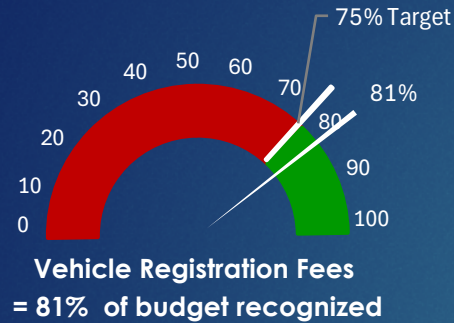
- ▶ Total operating revenues Current Period Actual increased 9.92% compared to Prior Year Current Period Actual.
- ▶ Total operating income Current Period Actual increased 14.35% compared to Prior Year Current Period
- ▶ Current Period Actual Net Position (\$20,840).

## CAMERON COUNTY REGIONAL MOBILITY AUTHORITY Statement of Revenues and Expenses - Monthly R&E - Unposted Transactions Included In Report From 6/1/2025 Through 6/30/2025

	Current Period Actual	Prior Year Current Period Actual	Current Period % Change
Operating Revenues			
Vehicle registration fees	\$ 316,800	\$ 277,710	14.08
Interlocal agreements	13,000	22,331	(41.78)
Total Operating Revenues	329,800	300,041	9.92
Operating Expenses			
Personnel costs	84,744	87,964	(4)
Professional services	19,085	15,118	26
Advertising & marketing	5,642	1,740	224
Data processing	1,327	2,395	(45)
Dues & memberships	440	-	100
Fiscal agent fees	-	500	(100)
Insurance	743	-	100
Maintenance & repairs	905	850	6
Office supplies	805	1,741	(54)
Leases	239	311	(23)
Travel	10	292	(97)
Utilities	2,176	2,288	(5)
Contingency	30	-	100
Total Operating Expenses	116,146	113,198	3
Total Operating Income	213,654	186,843	14
Non Operating Revenues			
Interest income	163,063	84,175	94
TRZ revenue	-	7,624,815	(100)
Total Non Operating Revenues	163,063	7,708,990	(98)
Non Operating Expenses			
Project expenses	397,557	87,308	355
Total Non Operating Expenses	397,557	87,308	355
Total Changes in Net Position	\$ (20,840)	\$ 7,808,525	(100.27)

Unaudited Financial Statements Subject to Change

# Administrative Operations Revenues and Expenses Year-to-Date Budget Performance



\*The target for June 2025 is 75%, which corresponds to 9 out of 12 months of the fiscal year.

## CAMERON COUNTY REGIONAL MOBILITY AUTHORITY Statement of Revenues and Expenses - Monthly R&E - Unposted Transactions Included In Report From 6/1/2025 Through 6/30/2025

	Current Year Actual	Prior Year Actual	Original Budget	Annual Budget Variance - Original	Current Year % Change
<b>Operating Revenues</b>					
Vehicle registration fees	\$ 2,811,480	\$ 2,645,000	\$ 3,490,000	\$ (678,520)	6.29
Interlocal agreements	117,000	185,262	425,700	(308,700)	(36.85)
Other revenues	-	4,188	-	-	(100.00)
<b>Total Operating Revenues</b>	<b>2,928,480</b>	<b>2,834,451</b>	<b>3,915,700</b>	<b>(987,220)</b>	<b>3.32</b>
<b>Operating Expenses</b>					
Personnel costs	903,897	879,017	1,532,424	628,527	2.83
Professional services	203,561	191,292	284,000	80,439	6.41
Advertising & marketing	50,557	17,082	62,000	11,443	195.97
Data processing	34,363	27,899	40,000	5,637	23.17
Dues & memberships	19,573	25,000	30,000	10,427	(21.71)
Education & training	240	199	10,000	9,760	20.60
Fiscal agent fees	3,090	9,480	52,590	49,500	(67.41)
Insurance	7,551	3,508	9,300	1,749	115.23
Maintenance & repairs	9,202	9,823	85,000	75,798	(6.33)
Office supplies	14,956	24,010	46,050	31,094	(37.71)
Leases	2,391	27,132	2,870	479	(91.19)
Travel	23,506	23,482	30,000	6,494	0.10
Utilities	19,374	20,096	34,150	14,776	(3.59)
Contingency	9,837	37,980	131,491	121,654	(74.10)
<b>Total Operating Expenses</b>	<b>1,302,099</b>	<b>1,295,999</b>	<b>2,349,875</b>	<b>1,047,776</b>	<b>0.47</b>
<b>Total Operating Income</b>	<b>1,626,381</b>	<b>1,538,451</b>	<b>1,565,825</b>	<b>60,556</b>	<b>5.72</b>
<b>Non Operating Revenues</b>					
Interest income	1,127,170	758,366	425,000	702,170	48.63
TRZ revenue	8,808,638	7,624,815	9,000,000	(191,362)	15.53
<b>Total Non Operating Revenues</b>	<b>9,935,808</b>	<b>8,383,181</b>	<b>9,425,000</b>	<b>510,808</b>	<b>18.52</b>
<b>Non Operating Expenses</b>					
Debt principal and interest	1,455,072	1,431,497	1,965,825	510,753	1.65
Debt interest-LOC	-	-	25,000	25,000	-
Project expenses	2,381,136	937,520	9,000,000	6,618,864	153.98
<b>Total Non Operating Expenses</b>	<b>3,836,208</b>	<b>2,369,017</b>	<b>10,990,825</b>	<b>7,154,617</b>	<b>61.93</b>
<b>Total Changes in Net Position</b>	<b>\$ 7,725,981</b>	<b>\$ 7,552,616</b>	<b>\$ -</b>	<b>\$ 7,725,981</b>	<b>2.30</b>

Unaudited Financial Statements Subject to Change



# Toll Operation Revenues and Expenses Current Period

- ▶ Total toll operating revenues Current Period Actual increased 45.06% compared to Prior Year Current Period
- ▶ Total operating income Current Period Actual increased 176.09% compared to Prior Year Current Period
- ▶ Current Period Actual Net Position \$527,976

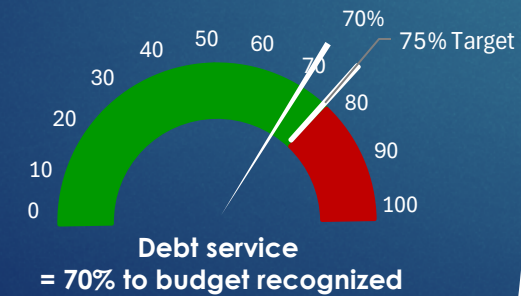
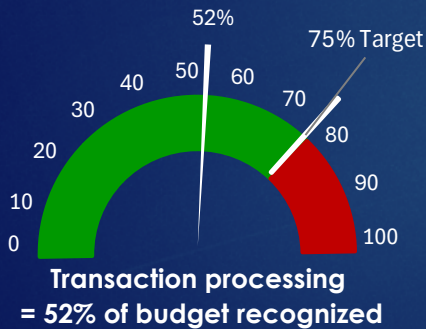
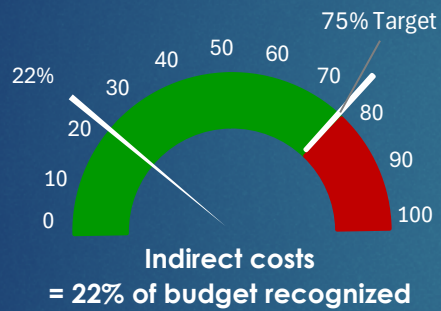
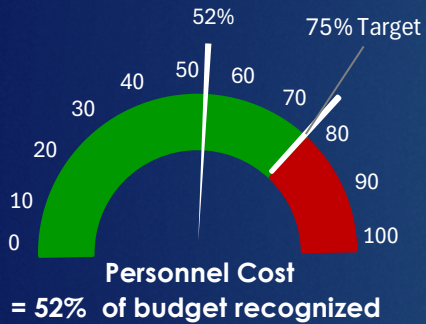
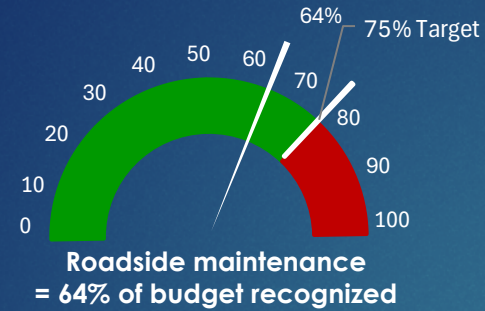
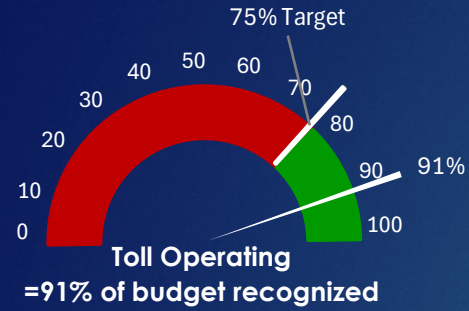
## CAMERON COUNTY REGIONAL MOBILITY AUTHORITY

Toll Operations Revenues Expenses - Cash - Toll Operations Revenues Expenses - Cash -  
Unposted Transactions Included In Report From 6/1/2025 Through 6/30/2025

	Current Period Actual	Prior Year Current Period Actual	Current Period % Change
Toll Operating Revenues			
Pay-By-Mail	\$ 457,453	\$ 275,211	66.22
Fuego revenues	92,164	81,593	12.95
Interop revenues			
Interop revenues	131,749	111,863	17.78
Total Interop revenues	131,749	111,863	17.78
Other Toll Revenues			
Interlocal agreement revenues	3,333	3,333	-
Total Other Toll Revenues	3,333	3,333	-
Total Toll Operating Revenues	684,699	472,000	45.06
Toll Operating Expenses			
Personnel costs	67,308	66,221	1.64
Transaction processing costs	34,240	87,268	(60.77)
Roadside maintenace	40,670	111,933	(63.67)
CSC indirect/overhead costs	14,505	15,345	(5.48)
Total Toll Operating Expenses	156,723	280,767	(44.18)
Total Operating Income	527,976	191,233	176.09
Changes in Net Position	\$ 527,976	\$ 191,233	176.09

Unaudited Financial Statements Subject to Change

# Toll Operation Revenues and Expenses Year-to-Date Budget Performance



\*The target for June 2025 is 75%, which corresponds to 9 out of 12 months of the fiscal year.

## CAMERON COUNTY REGIONAL MOBILITY AUTHORITY

Toll Operations Revenues Expenses - Cash - Toll Operations Revenues Expenses - Cash - Unposted Transactions Included In Report  
From 6/1/2025 Through 6/30/2025

	Current Year Actual	Prior Year Actual	Original Budget	Annual Budget Variance - Original	Current Year % Change
<b>Toll Operating Revenues</b>					
Pay-By-Mail	\$ 2,991,751	\$ 2,750,251	\$ 3,250,000	\$ (258,249)	8.78
Fuego revenues	764,154	638,894	750,000	14,154	19.61
Interop revenues					
Interop revenues	1,092,877	1,041,101	1,295,000	(202,123)	4.97
Bridge interoperability	-	326,913	-	-	(100.00)
Total Interop revenues	1,092,877	1,368,013	1,295,000	(202,123)	(20.11)
Other Toll Revenues					
Interlocal agreement revenues	32,392	101,578	43,600	(11,208)	(68.11)
Total Other Toll Revenues	32,392	101,578	43,600	(11,208)	(68.11)
Total Toll Operating Revenues	4,881,173	4,858,735	5,338,600	(457,427)	0.46
<b>Toll Operating Expenses</b>					
Personnel costs	600,692	526,691	1,164,685	563,993	14.05
Transaction processing costs	312,347	859,003	595,000	282,653	(63.64)
Roadside maintnenace	457,992	457,549	716,100	258,108	0.10
CSC indirect/overhead costs	249,873	208,288	1,117,034	867,161	19.97
Total Toll Operating Expenses	1,620,903	2,051,531	3,592,819	1,971,916	(20.99)
<b>Total Operating Income</b>	<b>3,260,270</b>	<b>2,807,205</b>	<b>1,745,781</b>	<b>1,514,489</b>	<b>16.14</b>
<b>Non Operating Revenues</b>					
Other Financing Sources					
Pass through grant revenues	-	-	1,385,000	(1,385,000)	-
Total Other Financing Sources	-	-	1,385,000	(1,385,000)	-
Total Non Operating Revenues	-	-	1,385,000	(1,385,000)	-
<b>Non Operating Expenses</b>					
Debt principal and interest	2,192,692	2,032,010	3,130,781	938,089	7.91
Total Non Operating Expenses	2,192,692	2,032,010	3,130,781	938,089	7.91
<b>Changes in Net Position</b>	<b>\$ 1,067,578</b>	<b>\$ 775,195</b>	<b>\$ -</b>	<b>\$ 1,067,578</b>	<b>37.72</b>

Unaudited Financial Statements Subject to Change



# Combined Revenues and Expenses

- ▶ Total operating revenues Current Year Actual increased 1.51% compared to Prior Year Current Year
- ▶ Operating expenses in line with budget
- ▶ Total net change from operations increased 12.45% compared to Prior Year Current Year
- ▶ Current Year Actual Net Position \$8,793,559.

## CAMERON COUNTY REGIONAL MOBILITY AUTHORITY Combined Statement of Revenues and Expenses - Unposted Transactions Included In Report From 6/1/2025 Through 6/30/2025

	Current Period Actual	Current Year Actual	Annual Budget Original Budget	Variance - Original	Prior Year Actual	Current Year % Change
Operating Revenues						
Vehicle registration fees	\$ 316,800	\$ 2,811,480	\$ 3,490,000	\$ (678,520)	\$ 2,645,000	6.29
Interlocal agreement	16,333	149,392	469,300	(319,908)	291,028	(48.67)
Toll revenues	681,366	4,848,782	5,295,000	(446,218)	4,757,158	1.93
Total Operating Revenues	1,014,499	7,809,653	9,254,300	(1,444,647)	7,693,186	1.51
Operating Expenses						
Personnel costs	152,052	1,504,589	2,697,109	1,192,520	1,405,707	7.03
Accounting software and services	-	-	10,000	10,000	-	-
Professional services	15,000	171,233	214,000	42,767	144,027	18.89
Contractual services	6,135	45,010	95,000	49,990	142,075	(68.32)
Advertising & marketing	8,998	98,297	312,000	213,703	80,731	21.76
Data processing	1,327	34,312	40,000	5,688	27,899	22.99
Dues & memberships	440	26,501	42,000	15,499	31,910	(16.95)
Education & training	-	539	20,000	19,461	199	170.85
Fiscal agent fees	-	3,090	57,790	54,700	9,480	(67.41)
Insurance	1,206	101,456	117,900	16,444	79,547	27.54
Maintenance & repairs	1,390	35,946	210,000	174,054	20,827	72.60
Office supplies	3,438	32,749	183,550	150,801	319,344	(89.74)
Road maintenance	67,383	609,427	910,000	300,573	705,860	(13.66)
Leases	613	5,651	37,370	31,719	56,353	(89.97)
Toll services	4,240	39,184	230,000	190,816	158,054	(75.21)
Travel	4,188	37,583	80,000	42,417	43,418	(13.44)
Utilities	6,429	56,134	108,442	52,308	51,289	9.45
Contingency	30	121,301	577,533	456,232	70,811	71.30
Total Operating Expenses	272,869	2,923,002	5,942,694	3,019,692	3,347,530	(12.68)
Net Change from Operations	741,631	4,886,651	3,311,606	1,575,045	4,345,656	12.45
Non Operating Revenue						
Pass through grant revenues	-	-	1,385,000	(1,385,000)	-	-
Interest income	163,063	1,127,170	425,000	702,170	758,366	48.63
TRZ Revenue	-	8,808,638	9,000,000	(191,362)	7,624,815	15.53
Total Non Operating Revenue	163,063	9,935,808	10,810,000	(874,192)	8,383,181	18.52
Non Operating Expenses						
Bond Debt Expense	-	3,647,764	5,096,606	1,448,842	3,463,507	5.32
Debt Interest - LOC	-	-	25,000	25,000	-	-
Project expenses	397,557	2,381,136	9,000,000	6,618,864	937,520	153.98
Total Non Operating Expenses	397,557	6,028,900	14,121,606	8,092,706	4,401,026	36.99
Changes in Net Position	\$ 507,137	\$ 8,793,559	\$ -	\$ 8,793,559	\$ 8,327,810	5.59

Unaudited Financial Statements Subject to Change

## Interlocal Revenues and Expenses – Monthly

### CAMERON COUNTY REGIONAL MOBILITY AUTHORITY

#### Statement of Revenues and Expenses

From 6/1/2025 Through 6/31/2025

	Cameron County	City of San Benito	Federal Funds	Total
Interlocal Revenues				
N. Williams Road	\$ 72,309	\$ 72,309	\$ -	\$ 144,618
Stenger Rd TASA	-	20,097	-	20,097
North Rail Relocation	-	-	29,803	29,803
Dana Rd	178,778	-	-	178,778
CC - Old Alice Road	3,769	-	-	3,769
CC - Consulting Services PF	20,000	-	-	20,000
Total Interlocal Revenues	274,856	92,406	29,803	397,065
Interlocal Expenses				
N. Williams Road	72,309	72,309	-	144,618
Stenger Rd TASA	-	20,097	-	20,097
North Rail Relocation	-	-	29,803	29,803
Dana Rd	178,778	-	-	178,778
CC - Old Alice Road	3,769	-	-	3,769
CC - Consulting Services PF	20,000	-	-	20,000
Total Interlocal Expenses	274,856	92,406	29,803	397,065
Total Changes in Net Position	\$ -	\$ -	\$ -	\$ -

Unaudited Financial Statements Subject to Change



# Interlocal Revenues and Expenses – Year-to-Date

## CAMERON COUNTY REGIONAL MOBILITY AUTHORITY

Statement of Revenues and Expenses

From 10/1/2024 Through 6/30/2025

	Cameron County	City of Brownsville	City of San Benito	City of Los Fresnos	Federal Funds	Military Highway Water Supply Corporation	Total
<b>Interlocal Revenues</b>							
West Rail Corridor	\$ 136,995	\$ -	\$ -	\$ -	\$ -	\$ -	\$ 136,995
Outer Parkway	430,058	-	-	-	-	-	430,058
SH 32 (East Loop)	17,201	101,809	-	-	-	-	119,010
South Parallel Corridor	214,279	-	-	-	-	-	214,279
Whipple Road	-	-	-	270,572	-	-	270,572
COLF Hike & Bike Trail Project	-	-	-	4,625	-	-	4,625
N. Williams Road	72,309	-	72,309	-	-	-	144,618
Stenger Rd TASA	-	-	80,585	-	-	-	80,585
FM 509	64,554	-	-	-	-	-	64,554
North Rail Relocation	-	-	-	-	184,299	-	184,299
281 Connector	67,925	-	-	-	-	1,003,208	1,071,133
Flor De Mayo Bridge	81,512	-	-	-	-	-	81,512
Dana Rd	425,838	68,297	-	-	-	-	494,134
CC - Old Alice Road	14,438	-	-	-	-	-	14,438
CC - Los Indios	356,451	-	-	-	-	-	356,451
CC - Consulting Services PF	74,000	-	-	-	-	-	74,000
<b>Total Interlocal Revenues</b>	<b>1,955,557</b>	<b>170,105</b>	<b>152,894</b>	<b>275,196</b>	<b>184,299</b>	<b>1,003,208</b>	<b>3,741,260</b>
<b>Interlocal Expenses</b>							
West Rail Corridor	136,995	-	-	-	-	-	136,995
Outer Parkway	430,058	-	-	-	-	-	430,058
SH 32 (East Loop)	17,201	101,809	-	-	-	-	119,010
South Parallel Corridor	214,279	-	-	-	-	-	214,279
Whipple Road	-	-	-	270,572	-	-	270,572
COLF Hike & Bike Trail Project	-	-	-	4,625	-	-	4,625
N. Williams Road	72,309	-	72,309	-	-	-	144,618
Stenger Rd TASA	-	-	80,585	-	-	-	80,585
FM 509	64,554	-	-	-	-	-	64,554
North Rail Relocation	-	-	-	-	184,299	-	184,299
281 Connector	67,925	-	-	-	-	1,003,208	1,071,133
Flor De Mayo Bridge	81,512	-	-	-	-	-	81,512
Dana Rd	425,838	68,297	-	-	-	-	494,134
CC - Old Alice Road	14,438	-	-	-	-	-	14,438
CC - Los Indios	356,451	-	-	-	-	-	356,451
CC - Consulting Services PF	74,000	-	-	-	-	-	74,000
<b>Total Interlocal Expenses</b>	<b>1,955,557</b>	<b>170,105</b>	<b>152,894</b>	<b>275,196</b>	<b>184,299</b>	<b>1,003,208</b>	<b>3,741,260</b>
<b>Total Changes in Net Position</b>	<b>\$ -</b>	<b>\$ -</b>	<b>\$ -</b>	<b>\$ -</b>	<b>\$ -</b>	<b>\$ -</b>	<b>\$ -</b>

Unaudited Financial Statements Subject to Change



# Balance Sheet

CAMERON COUNTY REGIONAL MOBILITY AUTHORITY	
Balance Sheet	
As of 6/30/2025	
	Current Year
ASSETS	
Current Assets:	
Cash and cash equivalents	\$ 12,145,794
Restricted cash - projects	11,355,555
Restricted cash accounts - debt service	6,075,588
Restricted cash - bond proceeds	1,402,984
Restricted cash - Transportation Reinvestment Zone (TRZ)- South Padre Island	5,000,000
Restricted cash - Transportation Reinvestment Zone (TRZ)- East Loop	6,978,827
Restricted cash - Transportation Reinvestment Zone (TRZ)- Outer Parkway	1,131,141
Restricted cash - Transportation Reinvestment Zone (TRZ)- US 281 Connector	1,000,000
Restricted cash - Transportation Reinvestment Zone (TRZ)- Whipple Road	997,358
Restricted cash - Transportation Reinvestment Zone (TRZ)- Old Alice Rd	2,998,282
Restricted cash - Transportation Reinvestment Zone (TRZ)- Other Projects	5,050,365
Accounts receivable, net	
Tolls Accounts Receivable	735,976
Collections Linebarger	3,412,598
Allowance Collections Linebarger	(3,241,968)
Vehicle Registration Fees - Receivable	250,135
Total Accounts receivable, net	1,156,741
Accounts receivable - other agencies	2,701,569
Prepaid expenses	39,350
Total Current Assets:	58,033,553
Non Current Assets:	
Capital assets, net	90,519,548
Capital projects in progress	20,568,813
Unamortized bond prepaid costs	80,602
Net pension asset	289,629
Total Non Current Assets:	111,458,591
Deferred Outflow of Resources	
Deferred outflow related to pension	235,270
Total ASSETS	169,727,414
LIABILITIES	
Current Liabilities	
Accounts payable	2,678,248
Unearned revenue	11,006,405
Total Current Liabilities	13,684,653
Non Current Liabilities	
Due to other agencies	13,084,420
Long term bond payable	70,015,066
Total Non Current Liabilities	83,099,487
Deferred Inflows of Resources	
Deferred inflows related to pension	188,050
Total LIABILITIES	96,972,190
NET POSITION	
Beginning net position	63,578,810
Total Beginning net position	63,578,810
Changes in net position	9,176,415
Total Changes in net position	9,176,415
Total NET POSITION	72,755,225
TOTAL LIABILITIES, DEFERRED INFLOWS AND NET POSITION	\$ 169,727,414

# Statement of Cash Flows

## CAMERON COUNTY REGIONAL MOBILITY AUTHORITY

### Statement of Cash Flows

As of 6/30/2025

	Current Period	Current Year
Cash Flows from Operating Activities		
Receipts from vehicle registration fees	\$ 399,450	\$ 3,391,190
Receipts from toll revenues	648,545	5,021,274
Receipts from other operating revenues	16,333	8,958,030
Payments to vendors	(101,486)	(1,477,765)
Payments to employees	(151,370)	(1,510,600)
Total Cash Flows from Operating Activities	811,472	14,382,129
Cash Flows from Capital and Related Financing Activities		
Acquisitions of property and equipment	(235,549)	(401,345)
Acquisitions of construction in progress	180,485	(179,381)
Payments on principal and interest	-	(3,945,351)
Payment on interlocal project expenses	(774,623)	(6,048,396)
Advances and Interlocal project proceeds	8,853,449	11,158,936
Total Cash Flows from Capital and Related Financing Activities	8,023,763	584,462
Cash Flows from Investing Activities		
Receipts from interest income	163,063	1,127,170
Total Cash Flows from Investing Activities	163,063	1,127,170
Beginning Cash & Cash Equivalents	45,137,595	38,042,132
Ending Cash & Cash Equivalents	\$ 54,135,893	\$ 54,135,893

Unaudited Financial Statements Subject to Change



# Budget Amendment



To: Pete Sepulveda

From: Victor J. Barron

Date: 7/15/2025


Budget Amendment (Line item transfer) #1 FY2025

## Description:

GL#	GL Description	Current	Budget Amended	Net Change
<b>100</b>	<b>Admin Operation</b>			
51100	Payroll - Direct	\$ 1,041,084	\$ 1,037,184	(3,900)
60127	Consulting	175,000	202,000	27,000
60166	Loan Interest Expense	25,000	-	(25,000)
70120	Property Insurance	7,100	9,000	1,900
	Total Fund 100	\$ 1,248,184	\$ 1,248,184	\$ -

GL#	GL Description	Current	Amended	Net Change
<b>525</b>	<b>Toll Operations</b>			
51400	Payroll Benefits-Health	\$ 213,378	\$ 202,378	\$ (11,000)
60176	Interop Collection Fees	120,000	110,000	(10,000)
70120	Property Insurance	93,600	124,600	31,000
70140	Toll System Provider Maintenance	300,000	290,000	(10,000)
	Total Fund 525	\$ 726,978	\$ 726,978	\$ -

  
 Victor J. Barron, Chief Financial Officer

  
 Pete Sepulveda, Jr. Executive Director

7.15.25  
 Date

7.15.25  
 Date

# CAMERON COUNTY REGIONAL MOBILITY AUTHORITY

June 2025 Toll Operations Report



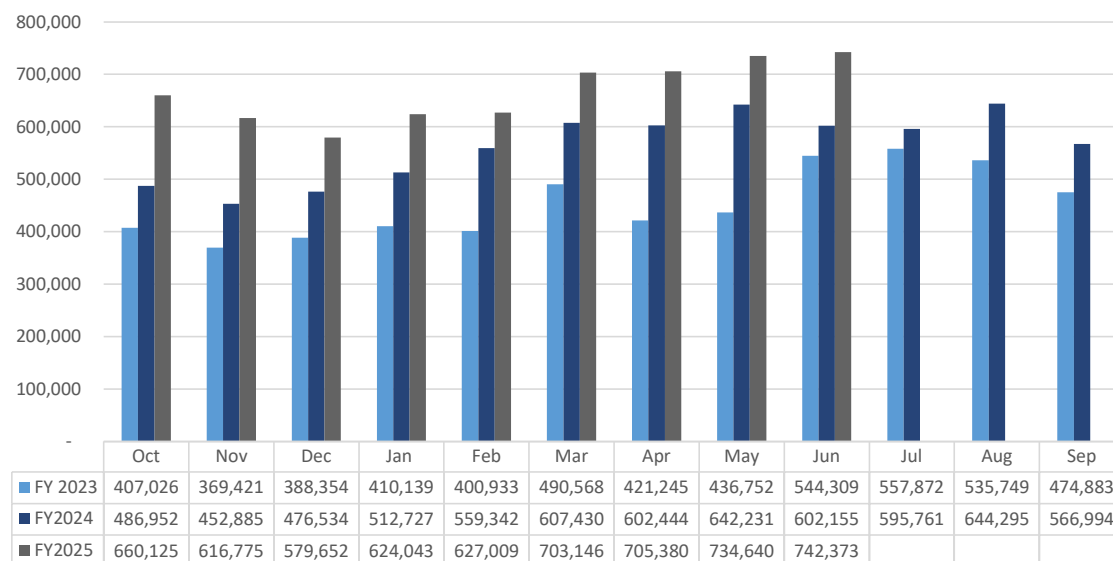
JANETT HUERTA  
TOLL OPERATIONS ADMINISTRATOR



# Year to Year Traffic Comparison

23% Increase from June 2024

SH 550 Transactions



## FY Year Total

FY 2023	5,437,251
FY 2024	6,749,750
FY 2025*	5,993,143

\*Through June

# Tag Penetration June 2025



Agency	Transaction Count	Projected Revenue
FUEGO	120,778	\$ 92,163.77
HCTRA & TxTag	172,861	\$ 113,448.63
NTTA	24,050	\$ 21,042.50
KTA	580	\$ 545.50
PIKEPASS	2,520	\$ 2,518.50
BANKPASS	266	\$ 133.00
E470	174	\$ 134.50
FTE	277	\$ 171.00
LCF	14	\$ 7.00
<b>Total</b>	<b>321,520</b>	<b>\$ 230,164.40</b>

**Valid Tag Penetration  
43%**





# Image Review Overview

FY 2025	
Month	Total
October	447,413
November	442,935
December	406,275
January	440,153
February	459,578
March	516,014
April	500,760
May	526,508
June	540,118
July	
August	
September	
Total Images Processed	4,279,754

Code Off Report June 2025					
Breakdown - Reason Codes	Gantries				
	Direct Connector	FM1847	Old Alice	Port Spur	Total
Blurred Plate	789	740	147	614	2,290
DMV Mismatch	17	13	3	8	41
No Image					-
No Plate	1,101	1,249	168	652	3,170
No Vehicle	41	20	2	4	67
Partial Plate	315	274	92	399	1,080
Plate Obstruction	1,026	1,187	196	876	3,285
Too Bright	54	67	18	24	163
Too Dark				1	1
Unknown State	29	35	5	15	84
Total per Plaza	3,372	3,585	631	2,593	10,181

**1% Code Off Rate**

Payment Form	OCT	NOV	DEC	JAN	FEB	MAR	APR	MAY	JUN	JUL	AUG	SEP
Bank	\$3,517.44	\$8,773.48	\$23,021.03	\$11,854.73	\$11,891.04	\$18,289.42	\$14,775.77	\$13,765.36	\$14,954.29			
Cash	\$1,467.48	\$7,394.28	\$3,464.08	\$2,724.96	\$5,791.57	\$3,567.54	\$4,671.82	\$3,206.12	\$3,289.96			
Check/Money Order	\$9,035.64	\$10,157.82	\$2,481.00	\$8,414.06	\$7,062.19	\$11,365.87	\$5,641.66	\$24,654.26	\$5,208.10			
CreditCard/DebitCard	\$166,466.35	\$231,212.48	\$229,993.10	\$263,858.95	\$317,730.05	\$420,235.00	\$393,864.00	\$464,723.15	\$534,193.95			
<b>Total Amount</b>	<b>\$180,486.91</b>	<b>\$ 257,538.06</b>	<b>\$258,959.21</b>	<b>\$ 286,852.70</b>	<b>\$ 342,474.85</b>	<b>\$ 453,457.83</b>	<b>\$ 418,953.25</b>	<b>\$ 506,348.89</b>	<b>\$ 557,646.30</b>	<b>\$ -</b>	<b>\$ -</b>	<b>\$ -</b>

YTD \$3,262,718.00

Daily Average \$5,822.16 \$ 8,584.60 \$ 8,353.52 \$ 9,253.31 \$ 12,231.24 \$ 14,627.67 \$ 13,965.11 \$ 16,333.84 \$ 18,588.21 \$ - \$ - \$ -

# FY 2025 Payment Processing





# FY 2025 Mail Report



Month	Toll Bill	First Notice	Second Notice	Final Notice	Total
October	24,868	100	100	100	25,168
November	24,296	10,406	8,994	9,367	53,063
December	25,512	7,151	5,248	5,000	42,911
January	28,026	7,780	8,795	3,577	48,178
February	26,343	13,363	10,491	7,730	57,927
March	26,292	10,515	7,934	8,247	52,988
April	27,514	12,168	11,629	9,275	60,586
May	32,333	11,083	7,726	7,938	59,080
June	42,010	15,015	10,075	9,929	77,029
July					-
August					-
September					-
Total	257,194	87,581	70,992	61,163	476,930

# FY 2025 CSR Monthly Call Report



## FY 2025 CSR Monthly Call Report

CSR Name	October	November	December	January	February	March	April	May	June	Total
Barbara	827	839	899	602	1,261	1,615	1,268	621	575	8,507
Ashanti								757	1387	2,144
Robert	1,131	634	754	1,276	787	497	1,188	682	663	7,612
Alexandria								535	899	1,434
Angelica				669	1,387	562	1,185	704	517	5,024
Victoria									421	421
Esmeralda						639	114	852	1,326	2,931
										-
										-
Juan	493	495	293	443	254	303	295	276	177	3,029
Jose Luis	383	279	271	238	90	268	160	159	87	1,935
										-
Evelyn	154	480	278							912
Albert						639				639
Itzel	482	632	746	428	986	878	374	163		4,689
Shelby	880	626	558	873	796	320	44			4,097
Nadia			396	1,148	580	1,145	185			3,454
Veronica					44	1,182	83			1,309
Zelda								754	952	1,706
Noah								984		984
Total Answered Calls	4,350	3,985	4,195	5,677	6,185	8,048	4,896	6,487	7,004	50,827
Missed Calls	166	252	301	340	934	307	1229	320	235	4,084
Totals Calls Received	4,516	4,237	4,496	6,017	7,119	8,355	6,125	6,807	7,239	54,911
% Missed	4%	6%	7%	6%	13%	4%	25%	5%	3%	7%

# FY 2025 Fuego Accounts Registered



CSR	October	November	December	January	February	March	April	May	June	Total/per person
Barbara	20	13	18	29	28	27	46	26	22	229
Robert	14	23	26	11	22	14	24	28	24	186
Ashanti								5	7	12
Alexandria								9	10	19
Angelica				6	11	31	15	19	22	104
Esmeralda								7	16	23
Victoria								5	1	6
										-
										-
Juan	5	4	6	13	6	6	2	7	6	55
Jose Luis	8	6	1	10	3	3	1	3	3	38
										-
Evelyn	-	19	15							34
Veronica					3	7	1			11
Albert						2				2
Shelby	8	18	15	14	15	18	-			88
Itzel	12	5	10	22	22	13	23	2		109
Nadia			4	18	30	27	20			99
Zelda								5	8	13
Noah								9		9
										-
<b>Total FUEGO Accts Opened by CSR</b>	67	88	95	123	140	148	132	125	119	1,037
<b>Total FUEGO Accts Opened</b>	130	172	191	236	259	274	258	247	358	2,125
<b>Enrollment % in Office</b>	52%	51%	50%	52%	54%	54%	51%	51%	33%	49%



# CSC Activity FY2025

## June 2025 Exempt Activity

Reason	Txn Count	Total Amounts	%
Disabled Veterans	16,657	\$ 10,312.11	2%
Non-Revenue	5,437	\$ 3,485.83	0%
Plate Corrections	56	\$ 51.46	0%

## FY2025 SETTLEMENTS

MONTH	Settlements	Amount Paid	Enrollments
2024.10OCTOBER	2	\$ 624.72	0
2024.11NOVEMBER	5	\$ 1,872.44	1
2024.12DECEMBER	11	\$ 1,792.54	5
2025.01JANUARY	8	\$ 4,025.41	4
2025.02FEBRUARY	20	\$ 8,075.24	12
2025.03MARCH	10	\$ 2,616.06	2
2025.04APRIL	13	\$ 4,870.94	4
2025.05MAY	8	\$ 2,556.67	4
2025.06JUNE	11	\$ 7,112.35	5
2025.07JULY			
2025.08AUGUST			
2025.09SEPTEMBER			
FISCAL YEAR TOTALS:	88	\$ 33,546.37	37

**2-E      CONSIDERATION AND APPROVAL OF PAYMENT OF INVOICES AND  
RELEASE OF CHECKS TO ZIWA CORPORATION FOR THE FREE  
TRADE BRIDGE (LOS INDIOS) PORT OF ENTRY EXPORT BUILDING  
RENOVATION DONATION ACCEPTANCE PROGRAM PROJECT AND  
FOR ANAHUAC INFRASTRUCTURE LLC FOR THE SH 550  
MAINTENANCE PROJECT.**

Ziwa Corporation - Pay App #6 - \$132,816.63

**2-F      CONSIDERATION AND AUTHORIZATION TO CONTINUE PARTICIPATION  
IN THE BUY BOARD INTERLOCAL COOPERATIVE PURCHASING  
AGREEMENT.**

**MEMORANDUM**

**To: Board of Directors**

**From: Pete Sepulveda, Jr., Executive Director** *PSJ*

**Date: July 24, 2025**

**Subj: Item 2F- Consideration and Authorization to Continue Participation in the Buy Board Interlocal Cooperative Purchasing Agreement.**

---

On November 15, 2018, the CCRMA Board of Directors approved an Interlocal Agreement with the Local Government Purchasing Cooperative to facilitate compliance with state procurement requirements and to obtain substantial savings for participating local government agencies through cooperative purchasing.

This interlocal agreement automatically renews yearly and CCRMA staff recommends continued participation with said agreement and recommends approval.

**2-G      CONSIDERATION AND AUTHORIZATION TO CONTINUE PARTICIPATION  
IN THE CHOICE PARTNERS INTERLOCAL COOPERATIVE PURCHASING  
AGREEMENT.**



**MEMORANDUM**

**To: Board of Directors**

**From: Pete Sepulveda, Jr., Executive Director** *PSJ*

**Date: July 24, 2025**

**Subj: Item 2G- Consideration and Authorization to Continue  
Participation in the Choice Partners Interlocal Cooperative  
Purchasing Agreement.**

---

On August 26, 2021, the CCRMA Board of Directors approved an Interlocal Agreement with the Harris County Department of Education- Choice Partners Cooperative to facilitate compliance with state procurement requirements and to obtain substantial savings for participating local government agencies through cooperative purchasing.

This interlocal agreement automatically renews yearly and CCRMA staff recommends continued participation with said agreement and recommends approval.

**2-H      CONSIDERATION AND AUTHORIZATION TO CONTINUE PARTICIPATION  
IN THE REGION VIII-EDUCATION SERVICE CENTER (TIPS) TEXAS  
INERLOCAL COOPERATIVE PURCHASING SYSTEM AGREEMENT.**

MEMORANDUM

**To: Board of Directors**

**From: Pete Sepulveda, Jr., Executive Director** *PSJ*

**Date: July 24, 2025**

**Subj: Item 2H- Consideration and Authorization to Continue Participation in the Region VIII-Education Service Center (TIPS) Texas Interlocal Cooperative Purchasing System Agreement.**

---

On August 09, 2018, the CCRMA Board of Directors approved an Interlocal Agreement with the Region VIII-Education Service Center (TIPS) Texas Interlocal Cooperative Purchasing System to facilitate compliance with state procurement requirements and to obtain substantial savings for participating local government agencies through cooperative purchasing.

This interlocal agreement automatically renews yearly and CCRMA staff recommends continued participation with said agreement and recommends approval.

**2-I      CONSIDERATION AND AUTHORIZATION TO CONTINUE PARTICIPATION  
IN THE OMNIA PARTNERS COOPERATIVE PURCHASING AGREEMENT.**

**MEMORANDUM**

**To: Board of Directors**

**From: Pete Sepulveda, Jr., Executive Director** *PSJ*

**Date: July 24, 2025**

**Subj: Item 2I- Consideration and Authorization to Continue  
Participation in the Omnia Partners Cooperative Purchasing  
Agreement.**

---

On August 26, 2021, the CCRMA Board of Directors approved an Interlocal Agreement with the Omnia Partners Cooperative to facilitate compliance with state procurement requirements and to obtain substantial savings for participating local government agencies through cooperative purchasing.

This interlocal agreement automatically renews yearly and CCRMA staff recommends continued participation with said agreement and recommends approval.

**2-J      CONSIDERATION AND APPROVAL OF RECOMMENDATION OF HIGHEST  
RANKED GENERAL ENGINEERING CONSULTANT PROPOSAL FOR  
GATEWAY INTERNATIONAL BRIDGE COUNTY ADMINISTRATION  
BUILDING, TOLL PLAZA, CANOPIES AND PEDESTRIAN BRIDGE PROJECT.**

## MEMORANDUM

To: Board of Directors

From: Pete Sepulveda, Jr., Executive Director *PSJ*

Date: July 24, 2025

Subj: Item 2-J Consideration and Approval of Recommendation of Highest Ranked General Engineering Consultant Proposal for Gateway International Bridge County Administration Building, Toll Plaza, Canopies & Pedestrian Bridge Project.

---

On May 29, 2025, the CCRMA Board of Directors approved staff to issue a Work Authorization Solicitation to CCRMA approved GEC's. The Work Authorization Solicitation was issued per our procurement policies and in compliance with Federal Standards listed in 23 CFR section 172 for the procurement, management and administration of engineering and design related services.

The solicitation was strictly qualifications based with no cost estimates provided. Each response was evaluated in the following categories:

- Specific Project Team and Staffing Plan
- Consultant Comments and Approach
- Consultant Availability
- Consultant Interview

Below is a summary of the resulting scores from the evaluation for Gateway International Bridge County Administration Building, Toll Plaza, Canopies & Pedestrian Bridge Project.

### Ranking

The CCRMA has ranked the firms' responses in order from highest to lowest as follows:

1. 345- R.R.P. Consulting Engineers, LLC.
2. 293- HDR
3. No Score- Civil Systems Engineering, Inc. (Firm did not submit a solicitation)
4. No score-GDJ Engineering, LLC (Firm did not submit a solicitation)

In order to comply with the Interlocal Agreement CCRMA and Cameron County approved for the Gateway International Bridge County Administration Building, Toll Plaza, Canopies & Pedestrian Bridge Project, CCRMA Staff is requesting Board approval to commence negotiations with the highest ranked proposer, R.R.P. Consulting Engineers LLC.



## IMPROVING MORE THAN JUST ROADS

### Summary of Evaluation Committee Scores

#### CCRMA Evaluation Committee Scores

Gateway International Bridge, County Administration Building, Toll Plaza, Canopies & Pedestrian Bridge Project  
WA Solicitation

Committee Score	Civil Systems Engineering, Inc.	HDR	R.R.P. Consulting Engineers, LLC	GDJ Engineering, LLC
Evaluator 1	0	92	112	0
Evaluator 2	0	105	119	0
Evaluator 3	0	96	114	0
Total	Firm did not submit a solicitation	293	345	Firm did not submit a solicitation



**2-K      CONSIDERATION AND APPROVAL OF CHANGE ORDER NUMBER 14 WITH  
KAPSCH FOR SH 550 DVR AND DVAS CAMERA REPLACEMENT.**



# **System Integration Agreement**



**CCRMA Toll Systems Integration**



**CCRMA CO #14 – DVR and DVAS Camera Replacement**



**5/9/2025**

**Updated : 7/16/2025**

	System Integration	
	CCRMA CO #14 – DVR and DVAS Camera Replacement	

## Change Request Description

<b>Request ID</b>	CCRMA CO #14
<b>Request Date</b>	5/9/2025
<b>System Module</b>	DVR and DVAS Camera Replacement
<b>Change Type</b>	Hardware/Software
<b>Description</b>	
Change order quote to replace existing DVAS camera's, DVR servers, and POE switches for each of the following locations: 550 Mainline, Port Spur, Old Alice Road, and 77DC.	
<b>Affected Systems</b>	
<input checked="" type="checkbox"/> <b>Hardware</b> <input type="checkbox"/> <b>Software - Apex</b> <input type="checkbox"/> <b>Software - Host</b> <input type="checkbox"/> <b>Database</b>	
<b>Solution Details</b>	
<p><b>Hardware</b></p> <ul style="list-style-type: none"> <li>See breakdown of hardware in table below</li> </ul> <p><b>Inclusions</b></p> <ul style="list-style-type: none"> <li>All equipment rentals.</li> <li>Termination of equipment and configuration</li> <li>Basic testing to verify functionality of equipment once installation is complete</li> <li>All lodging and travel have been included.</li> <li>Dell server includes 3 year warranty</li> <li>Spares are included in the material table below</li> </ul> <p><b>Exclusions</b></p> <ul style="list-style-type: none"> <li>Delays and/or extension of the project schedule.</li> <li>MOT</li> </ul> <p><b>Key Notes and Assumptions</b></p> <ul style="list-style-type: none"> <li>CCRMA to provide MOT</li> <li>No replacing any cables or conduits</li> <li>No transferring data from existing system to newly deployed system</li> <li>Mounting hardware for cameras will be like for like</li> <li>Kapsch assumes all pricing is in U.S Dollars, and pricing is detailed below.</li> <li>Kapsch will provide a project schedule within 15 days of Change Order execution.</li> <li>Pricing is valid for 30 days from Initial Submission</li> <li>Due to fluctuations in global markets and policy, quoted tariff amounts are subject to change and may affect the final invoice.</li> <li>Hardware pricing subject to change based on timing of the Change Order Approval.</li> </ul>	
<b>Impact</b>	<input type="checkbox"/> High <input checked="" type="checkbox"/> Medium <input type="checkbox"/> Low



	System Integration	
	CCRMA CO #14 – DVR and DVAS Camera Replacement	

### COST SUMMARY

Material / Equipment / Subcontract	Qty	Amount	15% Markup	Extended Price
PowerEdge R550 Server	5	\$38,096.00	\$5,714.40	\$43,810.40
COSTAR 3430HD Fixed Cameras I 3430HD Series	28	\$38,416.00	\$5,762.40	\$44,178.40
RJ45 IP67 Coupler	25	\$750.00	\$112.50	\$862.50
CAT5e MS to RJ45 (3.5 FT)	25	\$2,100.00	\$315.00	\$2,415.00
POE++ Injector	25	\$2640.00	\$396.00	\$3,036.00
Mounting Bracket for Fixed Cameras	25	\$1365.00	\$204.75	\$1,569.75
Tripp lite 8 port POE+(NG8POE-1)	10	\$1272.50	\$190.88	\$1,463.38
Rack Shelf	4	\$200.00	\$30.00	\$230.00
<b>Total Material / Equipment / Subcontractor:</b>				<b>\$97,565.43</b>

Labor	No. of Hours	Hr. Contract Rate	Total
Maint SW/DB/Admin Support	0.00	\$220.49	\$0.00
Sys/Network Engineer /Sys Admin	120.00	\$249.28	\$29,913.60
Lead Technician	80.00	\$131.69	\$10,535.20
Install/Maint – Manager	16.00	\$237.44	\$3,799.04
Host/DB SW/HW Engineer	20.00	\$203.51	\$4,070.20
Gen Support (Admin, Purchasing)	80.00	\$146.99	\$11,759.20
Testing Support	0.00	\$203.51	\$0.00
Lane SW/HW Engineer	0.00	\$203.51	\$0.00
PM/Asst PM	56.00	\$298.49	\$16,715.44
<b>Total Hours:</b>	<b>372</b>	<b>Total Labor:</b>	<b>\$76,792.68</b>

ODCs / Travel	Qty	Amount	15% Markup	Extended Price
---------------	-----	--------	------------	----------------



	System Integration	
	CCRMA CO #14 – DVR and DVAS Camera Replacement	

Mileage	1500	\$1,005.00	\$150.75	\$1,155.75
Lodging	10	\$2,100.00	\$315.00	\$2,415.00
Per Diem	10	\$740.00	\$111.00	\$851.00
Total Material / Equipment / Subcontractor:				\$4,421.75

Total Amount Due:	\$178,779.86
-------------------	--------------

### Payment Milestones

#	Milestone	% Paid	Cum. % Paid	Amount	Cum. \$'s
A-1	Notice to Proceed	15.0%	15.0%	\$26,816.98	\$26,816.98
A-2	Equipment Ordered and received	50.0%	65.0%	\$89,389.93	\$116,206.91
A-3	Commissioning Complete	35.0%	100.0%	\$62,572.95	\$178,779.86
Total:				\$178,779.86	

Client Acceptance:	
Client name	Frank Parker, Jr., Chairman
Date	July 24, 2025
Signature	
Kapsch Acceptance	
Kapsch Name	Craig Koudelka
Date	7/16/2025
Signature	

#### 1 Reference Documents:

- N/A

#### 2 Document Version History

Version	Created	Created by	Comments
1.0	5/9/2025	Craig Koudelka	Initial Submission
1.2	7/16/2025	Craig Koudelka	Updated per customer comments

**2-L      CONSIDERATION AND APPROVAL OF CHANGE ORDER NUMBER 15 WITH  
KAPSCH FOR SH 550 POINT TO POINT NETWORK HARDWARE UPGRADE.**





# **System Integration Agreement**



**CCRMA Toll Systems Integration**



**CCRMA CO #15 – Point to Point Network Hardware Upgrade**



5/9/2025

Update : 7/16/2025

	System Integration	
	CCRMA CO #15 – Point to Point Network Hardware Upgrade	

## Change Request Description

<b>Request ID</b>	CCRMA CO #15
<b>Request Date</b>	5/9/2025
<b>System Module</b>	Point to Point Network Hardware Upgrade
<b>Change Type</b>	Hardware/Software
<b>Description</b>	
Upgrade of the Existing Cambium 500 Series Point to Point Wireless Radios to the new Cambium 550 Series Radios.	
<b>Affected Systems</b>	
<input checked="" type="checkbox"/> <b>Hardware</b> <input type="checkbox"/> <b>Software - Apex</b> <input type="checkbox"/> <b>Software - Host</b> <input type="checkbox"/> <b>Database</b>	
<b>Solution Details</b>	
<p><b>Hardware &amp; Installation</b></p> <ul style="list-style-type: none"> <li>Kapsch will decommission the existing Cambium 500 series radios at the Port Spur to 550 ML, 77DC to Old Alice Road, Old Alice Road to 550 ML sites and install the new Cambium 550 series radios.</li> <li>Kapsch will install one site pair at a time to ensure proper radio operations before moving to the next site.</li> </ul> <p><b>Spares</b></p> <ul style="list-style-type: none"> <li>Kapsch will purchase 2 additional radio for use as spares and deliver to CCRMA when installing the new radios on-site.</li> </ul> <p><b>MOT / Closures</b></p> <ul style="list-style-type: none"> <li>Closures are required for this Change Order and will be provided by CCRMA.</li> </ul> <p><b>Key Notes and Assumptions</b></p> <ul style="list-style-type: none"> <li>Existing Radio Masts will be reused.</li> <li>No new cabling to be installed to support the upgrade.</li> <li>Kapsch assumes all pricing is in U.S Dollars, and pricing is detailed below.</li> <li>Kapsch will provide a project schedule within 15 days of Change Order execution.</li> <li>Pricing is valid for 30 days from Initial Submission</li> <li>Due to fluctuations in global markets and policy, quoted tariff amounts are subject to change and may affect the final invoice.</li> <li>Hardware pricing subject to change based on timing of the Change Order Approval.</li> </ul>	
<b>Impact</b>	<input checked="" type="checkbox"/> High <input type="checkbox"/> Medium <input type="checkbox"/> Low

	System Integration	
	CCRMA CO #15 – Point to Point Network Hardware Upgrade	



## COST SUMMARY

Material / Equipment / Subcontract	Qty	Amount	15% Markup	Extended Price
Point to Point wireless Radio	8	\$6,810.40	\$1,021.56	\$7,831.96
Miscellaneous installation brackets	6	\$1,760.04	\$264.01	\$2,024.05
<b>Total Material / Equipment / Subcontractor:</b>				<b>\$9,856.01</b>

Labor	No. of Hours	Hr. Contract Rate	Total
Maint SW/DB/Admin Support		\$220.49	
Sys/Network Engineer /Sys Admin	65	\$249.28	\$16,203.20
Lead Technician	80	\$131.69	\$10,535.20
Install/Maint – Manager	8	\$237.44	\$1,899.52
Host/DB SW/HW Engineer		\$203.51	
Gen Support (Admin, Purchasing)	41	\$146.99	\$6,026.59
Testing Support		\$203.51	
Lane SW/HW Engineer		\$203.51	
PM/Asst PM	40	\$298.49	\$11,939.60
<b>Total Hours:</b>	<b>234</b>	<b>Total Labor:</b>	<b>\$46,604.11</b>



ODCs / Travel	Qty	Amount	15% Markup	Extended Price
Mileage	1500	\$1,005.00	\$150.75	\$1,155.75
Lodging	10	\$2,100.00	\$315.00	\$2,415.00
Per Diem	10	\$740.00	\$111.00	\$851.00
<b>Total Material / Equipment / Subcontractor:</b>				<b>\$4,421.75</b>

<b>Total Amount Due:</b>	<b>\$60,881.87</b>
--------------------------	--------------------

	System Integration	
	CCRMA CO #15 – Point to Point Network Hardware Upgrade	

### Payment Milestones

#	Milestone	% Paid	Cum. % Paid	Amount	Cum. \$'s
A - 1	Notice to Proceed	15.0%	15.0%	\$9,132.28	\$9,132.28
A - 2	Equipment Ordered and Received	50.0%	65.0%	\$30,440.93	\$39,573.21
A - 3	Equipment Commissioning Complete	35.0%	100.0%	\$21,308.65	\$60,881.87
<b>Total:</b>		<b>100.0%</b>	<b>100.0%</b>		<b>\$60,881.87</b>

Client Acceptance:	
Client name	Frank Parker, Jr., Chairman
Date	July 24, 2025
Signature	
Kapsch Acceptance	
Kapsch Name	Craig Koudelka
Date	7/16/2025
Signature	

#### 1 Reference Documents:

- N/A

#### 2 Document Version History

Version	Created	Created by	Comments
1.0	5/9/2025	Craig Koudelka	Initial Submission
2.0	7/16/2025	Craig Koudelka	Modified per comments from CCRMA

**2-M    CONSIDERATION AND APPROVAL OF CHANGE ORDER NUMBER 16 WITH  
KAPSCH FOR SH 550 HOST HARDWARE UPGRADE AND SECONDARY  
IMPLEMENTATION.**






# **System Integration Agreement**

**CCRMA Toll Systems Integration**



**CCRMA CO #16 – Host Hardware Upgrade & Secondary Implementation**

7/21/2025

	<b>System Integration</b>	
	<b>CCRMA CO #16 – Host Hardware Upgrade &amp; Secondary Implementation</b>	

## Change Request Description

<b>Request ID</b>	CCRMA CO #16
<b>Request Date</b>	7/21/2025
<b>System Module</b>	Host Hardware Upgrade & Secondary Implementation
<b>Change Type</b>	Hardware/Software

### Description

Upgrade of the Existing Host Architecture to support a new Primary & Secondary Host Architecture.

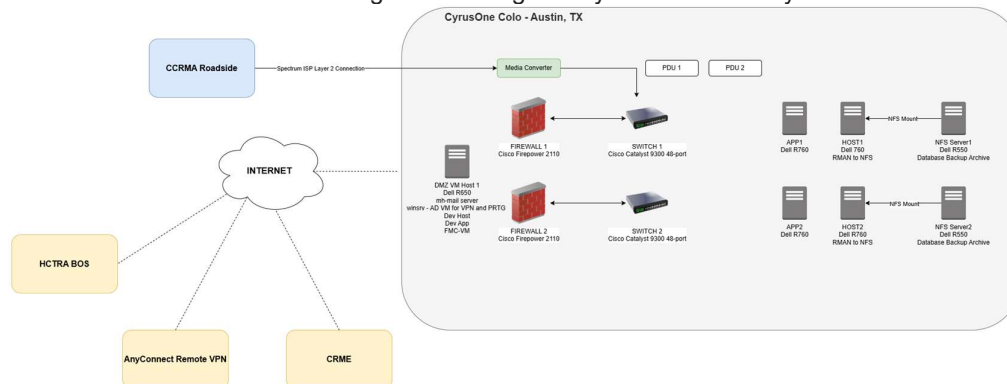
### Affected Systems

- ☒ **Hardware**
- ☒ **Software - Apex**
- ☒ **Software - Host**
- ☒ **Database**

### Solution Details

#### Host Hardware


- Kapsch will procure, configure, and implement new primary & secondary Host, App, and data backup servers to be located CyrusOne Colo near the MET Center in Austin, Texas for the purposes of Primary operations and a new Secondary operations capability. See breakdown of hardware in table below. Diagram showing the layout of the new system is outlined below.



- After go-live of new hardware, the old servers will be decommissioned, data wiped, and properly disposed.

#### Software & Database Tasks

- Support documentation for failover and go-live transition
- Install host software dependencies on DB1 and DB2 (19C SE, python...) Dev/PP/Prod X 2
- Install application software dependencies on App1, App2 (Java, wildfly, python...) Dev/PP/Prod X 2
- CCRMA Primary and Secondary - migrate Host DB structure, code, data onto DB1
- CCRMA Primary and Secondary - install/migrate production App software (UI, MW, cron ...) utilizing new dependencies
- CCRMA PRIMARY - GUI and scheduled reports testing and resolution of issues

	<b>System Integration</b>	
	<b>CCRMA CO #16 – Host Hardware Upgrade &amp; Secondary Implementation</b>	

- CCRMA PRIMARY - App software testing and resolution of issues
- Replication of database to secondary setup, configuration, testing, and DB backups
- Image storage/location/modification
- Production Data migration for CCRMA
- Integration testing with BOS
- Integrate ALL new CCRMA plazas into the system
- Setup and configure BufferDB in secondary DB
- Support switchover to SECONDARY and validate operations and Switchback
- Production Data migration for CCRMA
- GoLive and Hypercare

#### **Systems Engineering and IT Technical Delivery Tasks**

- Failover Plan and host redundancy details documentation
- Transition/Cutover/Go-Live Plan
- Transition Steps
- Outline all checks to certify operations
- Network IP Plan
- Expand Site-to-Site VPNs
- CCRMA Laneside to Colo
- Colo to HCTRA BOS
- Procurement Activities
- Pre-Install (OS, imaging, etc.)
- Physical Install
- RFC Processes to manage installations without impacting operations
- New buffers / ZC Configurations to ingest lane data in BufferDB on Secondary (16 ZICs)
- Go Live
- Hypercare/ Certify post go-live success with SW Support
- Failover Test

#### **Data Migration**

- Kapsch will complete data migration to sync the data on the legacy servers with the new servers within the CCRMA data retention policies. In new hardware, all historical database data will be retained, and image files for transactions will be retained for 3 years.

#### **Failover Test**


- Kapsch will demonstrate a failover test from the primary Host to secondary Host servers

#### **Exclusions**

- Delays and/or extension of the project schedule
- Any Spare hardware

#### **Key Notes and Assumptions**

- The monthly data center rental fee at the CyrusOne Colo will increase from \$1750 to \$2,250 due to additional space usage for new secondary Host servers.
- Additional years of Oracle support fees can be procured through future Change Orders.
- Kapsch to provide a Transition Plan and Failover Test Plan for CCRMA's review and approval.
- Kapsch assumes all pricing is in U.S Dollars, and pricing is detailed below.
- Kapsch will provide a project schedule within 15 days of Change Order execution.
- Pricing is valid for 30 days from Initial Submission
- Due to fluctuations in global markets and policy, quoted tariff amounts are subject to change and may affect the final invoice.
- Hardware pricing subject to change based on timing of the Change Order Approval.

	<b>System Integration</b>	
	<b>CCRMA CO #16 – Host Hardware Upgrade &amp; Secondary Implementation</b>	

<b>Impact</b>	<input checked="" type="checkbox"/> High	<input type="checkbox"/> Medium	<input type="checkbox"/> Low
---------------	--	---------------------------------	------------------------------


### COST SUMMARY

Material / Equipment / Subcontract	Qty	Amount	15% Markup	Extended Price
PowerEdge R760 Server [PowerEdge R760 - 16x1.2TB] HOST	2	\$24,139.20	\$3,620.88	\$27,760.08
PowerEdge R760 Server [PowerEdge R760 - 16x2.4TB] APP	2	\$29,184.16	\$4,377.62	\$33,561.78
Power Cord, 125V, 15A, 10 Feet, C13 to NEMA 5-15	12	\$167.04	\$25.06	\$192.10
PowerEdge R550 Server [PowerEdge R550] Storage Backup	2	\$17,729.20	\$2,659.38	\$20,388.58
Oracle License - includes 1 year support	4	\$22,925.96	\$3,438.89	\$26,364.85
<b>Total Material / Equipment / Subcontractor:</b>				<b>\$108,267.39</b>

Labor	No. of Hours	Hr. Contract Rate	Total
Maint SW/DB/Admin Support	300.00	\$220.49	\$66,147.00
Sys/Network Engineer /Sys Admin	624.00	\$249.28	\$155,550.72
Lead Technician	10.00	\$131.69	\$1,316.90
Install/Maint – Manager	0.00	\$237.44	\$0.00
Host/DB SW/HW Engineer	1,400.00	\$203.51	\$284,914.00
Drafter/CAD-Operator/Tech Writer	189.00	\$146.99	\$27,781.11
Testing Support	0.00	\$203.51	\$0.00
Lane SW/HW Engineer	0.00	\$203.51	\$0.00
PM/Asst PM	390.00	\$298.49	\$116,411.10
<b>Total Hours:</b>	<b>2,913</b>	<b>Total Labor:</b>	<b>\$652,120.83</b>



ODCs/Travel	Qty	Amount	15% Markup	Extended Price
Warr/Maint – Other/Misc. - Shipping	1	\$2,450	367.50	\$2,817.50
<b>Total ODCs/Travel:</b>				<b>\$2,817.50</b>

<b>Total Amount Due:</b>	<b>\$763,205.72</b>
--------------------------	---------------------

	System Integration	
	CCRMA CO #16 – Host Hardware Upgrade & Secondary Implementation	

### Payment Milestones

#	Milestone	% Paid	Cum. % Paid	Amount	Cum. \$'s
A - 1	Notice to Proceed	15.0%	15.0%	\$114,480.86	\$114,480.86
A - 2	Oracle Software Ordered and Received	20.0%	35.0%	\$152,641.14	\$267,122.00
A - 3	Equipment Ordered and Received	15.0%	50.0%	\$114,480.86	\$381,602.86
A - 4	Start of Host Equipment Installation Activities	10.0%	60.0%	\$76,320.57	\$457,923.43
A - 5	New Primary Host Operational	20.0%	80.0%	\$152,641.14	\$610,564.58
A - 6	Secondary Host Operational Failover Test Complete	20.0%	100.0%	\$152,641.14	\$763,205.72
<b>Total:</b>		<b>100.0%</b>	<b>100.0%</b>	<b>\$763,205.72</b>	<b>\$763,205.72</b>

Client Acceptance:	
Client name	Frank Parker, Jr., Chairman
Date	July 24, 2025
Signature	
Kapsch Acceptance	
Kapsch Name	Mark Stewart
Date	7/21/2025
Signature	

#### 1 Reference Documents:

- N/A

#### 2 Document Version History

Version	Created	Created by	Comments
1.0	6/2/2025	Craig Koudelka	Initial Submission
1.1	7/21/2025	Mark Stewart	Scope clarifications; price improvement of 7.1%



APP Server specs:

PowerEdge R760 Server [PowerEdge R760 - 16x2.4TB Alternative Storage Sweetspot] (210-BDZY)

2

Estimated delivery if purchased today: 2025/06/06

Module	Description	SKU	Qty
Components			
Base	PowerEdge R760 Server	210-BDZY	1
Trusted Platform Module	Trusted Platform Module 2.0 V5	461-AAIG	1
Chassis Configuration	2.5" Chassis with up to 24 SAS/SATA Drives, Front PERC 11	321-BHWE	1
Processor	Intel Xeon Gold 5415+ 2.9G, 8C/16T, 16GT/s, 22.5M Cache, Turbo, HT (150W) DDR5-4400	338-CHSS	1
Additional Processor	Intel Xeon Gold 5415+ 2.9G, 8C/16T, 16GT/s, 22.5M Cache, Turbo, HT (150W) DDR5-4400	338-CHSS	1
Additional Processor Features	No HBM	379-BFFD	1
Processor Thermal Configuration	Heatsink for 2 CPU configuration (CPU less than or equal to 165W)	412-ABCN	1
Memory Configuration Type	Performance Optimized	370-AAIP	1
Memory DIMM Type and Speed	5600MT/s RDIMMs	370-BBRX	1
Memory Capacity	16GB RDIMM, 5600MT/s, Single Rank	370-BBRQ	8
RAID Configuration	RAID 5	780-BCDP	1
RAID/Internal Storage Controllers	PERC H755 SAS Front	405-AAZB	1
RAID/Internal Storage Controllers	Front PERC Mechanical Parts, for 2.5" x24 SAS/SATA Chassis	750-ADUB	1
Hard Drives	2.4TB Hard Drive SAS ISE 12Gbps 10K 512e 2.5in Hot-Plug	161-BCBX	16
BIOS and Advanced System Configuration Settings	Power Saving Dell Active Power Controller	750-AABF	1
Fans	Standard Fan x6	750-ADGK	1
Power Supply	Dual, Hot-Plug, Power Supply, 1100W MM (100-240Vac) Titanium, Redundant (1+1)	450-AKKS	1
Power Cords	C13 to C14, PDU Style, 10 AMP, 6.5 Feet (2m), Power Cord	450-AADY	2
PCIe Riser	Riser Config 1, 6x8 FH Slots (Gen4), 2x16 LP Slots (Gen4)	330-BBYK	1
Motherboard	Motherboard supports ONLY CPUs below 250W (cannot upgrade to CPUs 250W and above), MLK	329-BKCJ	1
OCPI 3.0 Network Adapters	No OCPI 3.0 mezzanine NIC card	412-AASK	1
Additional Network Cards	Broadcom 5720 Dual Port 1GbE LOM	540-BDKD	1
Additional Network Cards	Broadcom 5719 Quad Port 1GbE BASE-T Adapter, PCIe Low Profile, V2, FIRMWARE RESTRICTIONS APPLY	540-BDRK	1
GPU/FPGA/Acceleration Cables	No Cables Required	470-AEYU	1
Cables	No Cables Required	470-AEYU	1
Bezel	Dell Luggage Tag	321-BHMY	1
Bezel	PowerEdge 2U Standard Bezel	325-BEVI	1
Boot Optimized Storage Cards	Assembly BOSS Blank	329-BERC	1
Embedded Systems Management	iDRAC9, Enterprise 16G	528-CTIC	1
Embedded Systems Management	Dell Connectivity Client - Enabled	379-BFXS	1
Embedded Systems Management	Dell Connectivity Module	634-CYDF	1
Quick Sync	No Quick Sync	350-BBYX	1
Password	iDRAC,Legacy Password	379-BCSG	1
IDRAC Service Module	iDRAC Service Module (ISM), NOT Installed	379-BCQX	1
Group Manager	iDRAC Group Manager, Disabled	379-BCQY	1
Rack Rails	Cable Management Arm, 2U	770-BDRQ	1
Rack Rails	ReadyRails Sliding Rails (B21)	770-BEKK	1
SHIPPING	PowerEdge R760 Shipping EMEA1 (English/French/German/Spanish/Russian/Hebrew)	340-DKCH	1
Shipping Material	PowerEdge R760 Shipping Material	340-DJQY	1
Regulatory	PowerEdge R760 CE and CCC Marking	343-BBUC	1
OEM Regulatory	Titanium PSU configuration	389-EFJU	1
Software			
Advanced System Configurations	UEFI BIOS Boot Mode with GPT Partition	800-BBDM	1
Operating System	No Operating System	611-BBBF	1
OS Media Kits	No Media Required	605-BBFN	1
System Documentation	No Systems Documentation, No OpenManage DVD Kit	631-AACK	1
Service			
Shipping Box Labels - Standard	Order Configuration Shipbox Label (Ship Date, Model, Processor Speed, HDD Size, RAM)	293-10049	1
Dell Services: Hardware Support	Basic Next Business Day 36 Months	709-BBIM	1
Dell Services:Extended Service	No Warranty Upgrade Selected, 36 Month(s)	883-BBBD	1
Infrastructure Deployment Svcs	No Field Deployment	883-BBFN	1
Anti Theft Device & Asset Tagging	Asset Tag - ProSupport (Website, barcode, Onboard MacAddress)	293-10025	1

HOST Server specs:

PowerEdge R760 Server [PowerEdge R760 - 16x1.2TB] (210-BDZY)

2

Estimated delivery if purchased today: 2025/06/06

Module	Description	SKU	Qty
Components			
Base	PowerEdge R760 Server	210-BDZY	1
Trusted Platform Module	Trusted Platform Module 2.0 V5	461-AAIG	1
Chassis Configuration	2.5" Chassis with up to 24 SAS/SATA Drives, Front PERC 11	321-BHWE	1
Processor	Intel Xeon Gold 5415+ 2.9G, 8C/16T, 16GT/s, 22.5M Cache, Turbo, HT (150W) DDR5-4400	338-CHSS	1
Additional Processor	Intel Xeon Gold 5415+ 2.9G, 8C/16T, 16GT/s, 22.5M Cache, Turbo, HT (150W) DDR5-4400	338-CHSS	1
Additional Processor Features	No HBM	379-BFFD	1
Processor Thermal Configuration	Heatsink for 2 CPU configuration (CPU less than or equal to 165W)	412-ABCN	1
Memory Configuration Type	Performance Optimized	370-AAIP	1
Memory DIMM Type and Speed	5600MT/s RDIMMs	370-BBRX	1
Memory Capacity	16GB RDIMM, 5600MT/s, Single Rank	370-BBRQ	8
RAID Configuration	RAID 5	780-BCDP	1
RAID/Internal Storage Controllers	PERC H755 SAS Front	405-AAZB	1
RAID/Internal Storage Controllers	Front PERC Mechanical Parts, for 2.5" x24 SAS/SATA Chassis	750-ADUB	1
Hard Drives	1.2TB Hard Drive ISE SAS 12Gbps 10k 512n 2.5in Hot-Plug	400-AVFE	16
BIOS and Advanced System Configuration Settings	Power Saving Dell Active Power Controller	750-AABF	1
Fans	Standard Fan x6	750-ADGK	1
Power Supply	Dual, Hot-Plug, Power Supply, 1100W MM (100-240Vac) Titanium, Redundant (1+1)	450-AKKS	1
Power Cords	C13 to C14, PDU Style, 10 AMP, 6.5 Feet (2m), Power Cord	450-AADY	2
PCIe Riser	Riser Config 1, 6x8 FH Slots (Gen4), 2x16 LP Slots (Gen4)	330-BBYK	1
Motherboard	Motherboard supports ONLY CPUs below 250W (cannot upgrade to CPUs 250W and above), MLK	329-BKCJ	1
OCP 3.0 Network Adapters	No OCP 3.0 mezzanine NIC card	412-AASK	1
Additional Network Cards	Broadcom 5720 Dual Port 1GbE LOM	540-BDKD	1
Additional Network Cards	Broadcom 5719 Quad Port 1GbE BASE-T Adapter, PCIe Low Profile, V2, FIRMWARE RESTRICTIONS APPLY	540-BDRK	1
GPU/FPGA/Acceleration Cables	No Cables Required	470-AEYU	1
Cables	No Cables Required	470-AEYU	1
Bezel	Dell Luggage Tag	321-BHMY	1
Bezel	PowerEdge 2U Standard Bezel	325-BEVI	1
Boot Optimized Storage Cards	Assembly BOSS Blank	329-BERC	1
Embedded Systems Management	iDRAC9, Enterprise 16G	528-CTIC	1
Embedded Systems Management	Dell Connectivity Client - Enabled	379-BFXS	1
Embedded Systems Management	Dell Connectivity Module	634-CYDF	1
Quick Sync	No Quick Sync	350-BBYX	1
Password	iDRAC,Legacy Password	379-BCSG	1
IDRAC Service Module	iDRAC Service Module (ISM), NOT Installed	379-BCQX	1
Group Manager	iDRAC Group Manager, Disabled	379-BCQY	1
Rack Rails	Cable Management Arm, 2U	770-BDRQ	1
Rack Rails	ReadyRails Sliding Rails (B21)	770-BEKK	1
SHIPPING	PowerEdge R760 Shipping EMEA1 (English/French/German/Spanish/Russian/Hebrew)	340-DKCH	1
Shipping Material	PowerEdge R760 Shipping Material	340-DJQY	1
Regulatory	PowerEdge R760 CE and CCC Marking	343-BBUC	1
OEM Regulatory	Titanium PSU configuration	389-EFJU	1
Software			
Advanced System Configurations	UEFI BIOS Boot Mode with GPT Partition	800-BBDM	1
Operating System	No Operating System	611-BBBF	1
OS Media Kits	No Media Required	605-BBFN	1
System Documentation	No Systems Documentation, No OpenManage DVD Kit	631-AACK	1
Service			
Shipping Box Labels - Standard	Order Configuration Shipbox Label (Ship Date, Model, Processor Speed, HDD Size, RAM)	293-10049	1
Dell Services: Hardware Support	Basic Next Business Day 36 Months	709-BBIM	1
Dell Services:Extended Service	No Warranty Upgrade Selected, 36 Month(s)	883-BBBD	1
Infrastructure Deployment Svcs	No Field Deployment	883-BBFN	1
Anti Theft Device & Asset Tagging	Asset Tag - ProSupport (Website, barcode, Onboard MacAddress)	293-10025	1

NFS (Storage Backup) Server Specs:

PowerEdge R550 Server [R550 - Smart Selection Flexi |8x3.5"|] (210-AZEG)

2

Estimated delivery if purchased today: 2025/06/13

Module	Description	SKU	Qty
Components			
Base	PowerEdge R550 Server	210-AZEG	1
Bundle	Smart Selection PowerEdge R550	486-68386	1
FRONT STORAGE	3.5 Chassis	379-BDSZ	1
BACKPLANE	SAS/SATA Backplane	379-BDSS	1
Trusted Platform Module	No Trusted Platform Module	461-AADZ	1
Chassis Configuration	8x3.5" SAS/SATA, 1 CPU, V3	321-BKJQ	1
Processor	Intel Xeon Silver 4310 2.1G, 12C/24T, 10.4GT/s, 18M Cache, Turbo, HT (120W) DDR4-2666	338-CBWJ	1
Additional Processor	No Additional Processor	374-BBBX	1
Processor Thermal Configuration	Standard Heatsink	412-AAVU	1
Processor Thermal Configuration	CPU Blank	412-AAXL	1
Memory Configuration Type	Performance Optimized	370-AAIP	1
Memory DIMM Type and Speed	3200MT/s RDIMMs	370-AEVR	1
Memory Capacity	16GB RDIMM, 3200MT/s, Dual Rank	370-AEVQ	4
RAID Configuration	RAID 5	780-BCDP	1
RAID/Internal Storage Controllers	PERC H755 SAS Front	405-AAZB	1
RAID/Internal Storage Controllers	Front PERC Mechanical Parts, front load	750-ACFR	1
Hard Drives	8TB Hard Drive SAS ISE 12Gbps 7.2K 512e 3.5in Hot-Plug, AG Drive	161-BCPX	4
BIOS and Advanced System Configuration Settings	Power Saving BIOS Settings	384-BBBH	1
Advanced System Configurations	No Energy Star	387-BBEY	1
Fans	Standard Fan Cold Swap 2U,V2 x5	750-ADIN	1
Embedded Systems Management	iDRAC9, Enterprise 15G	385-BBQV	1
Embedded Systems Management	Dell Connectivity Client - Enabled	379-BFXS	1
Embedded Systems Management	Dell Connectivity Module	634-CYDF	1
Power Supply	Dual, (1+1) Redundant, Hot-Plug Power Supply, 600W MM (100-240Vac)	450-AKMP	1
Power Cords	C13 to C14, PDU Style, 10 AMP, 6.5 Feet (2m), Power Cord	450-AADY	2
PCIe Riser	1 CPU, 1x16 LP+ 1x8(x4 link) LP	330-BBWI	1
Motherboard	PowerEdge R550 Motherboard with Broadcom 5720 Dual Port 1Gb On-Board LOM, V4	329-BHNH	1
OCP 3.0 Network Adapters	Broadcom 57416 Dual Port 10GbE BASE-T Adapter, OCP NIC 3.0	540-BCOD	1
Quick Sync	No Quick Sync	350-BCER	1
Password	iDRAC,Legacy Password	379-BCSG	1
iDRAC Service Module	iDRAC Service Module (ISM), NOT Installed	379-BCQX	1
Group Manager	iDRAC Group Manager, Disabled	379-BCQY	1
Bezel	PowerEdge 2U Standard Bezel	325-BCHU	1
Bezel	Dell EMC Luggage Tag R550	350-BCFM	1
Boot Optimized Storage Cards	BOSS Blank	403-BCID	1
Rack Rails	ReadyRails Sliding Rails Without Cable Management Arm (B21)	770-BDZP	1
Internal Optical Drive	No Internal Optical Drive	429-AAIQ	1
SHIPPING	PowerEdge R540 Shipping EMEA1 (English/French/German/Spanish/Russian/Hebrew)	340-CWXC	1
Shipping Material	PowerEdge R550 Shipping Material	343-BBRT	1
Regulatory	PowerEdge 2U CE, CCC, Marking	389-EBMG	1
OEM Regulatory	Intended for EMBEDDED or SERVER APPLIANCE Applications Only	389-DUYR	1
Shipping Box Labels - Standard	Not Selected in this Configuration	888-10066	1
Anti Theft Device & Asset Tagging	Not Selected in this Configuration	888-10066	1
Software			
Advanced System Configurations	UEFI BIOS Boot Mode with GPT Partition	800-BBDM	1
Operating System	No Operating System	611-BBBF	1
OS Media Kits	No Media Required	605-BBFN	1
System Documentation	No Systems Documentation, No OpenManage DVD Kit	631-AACK	1
Service			
Services: Hardware Support	Basic Next Business Day 36 Months	709-BBIL	1
Services: Extended Service	ProSupport and Next Business Day Onsite Service Initial, 36 Month(s)	865-BBMY	1
Infrastructure Deployment Svcs	No Field Deployment	883-BBFN	1