



**IMPROVING MORE THAN JUST ROADS**

POSTED TO WEB  
06/17/2024  
@ 9:50 A.M.

**AGENDA**  
**Regular Meeting of the Board of Directors**  
**of the**  
**Cameron County Regional Mobility Authority**  
**3470 Carmen Avenue, Suite 5**  
**Rancho Viejo, Texas 78575**  
**June 20, 2024**  
**12:00 PM**

**PUBLIC COMMENTS:**

**1. Public Comments.**

**ITEMS FOR DISCUSSION AND ACTION:**

**2. Action Items.**

- A. Consideration and Approval of the May 30, 2024, Regular Meeting Minutes.**
- B. Acknowledgement of Claims.**
- C. Approval of Claims.**
- D. Consideration and Approval of the Financial Statements and Budget Amendments for the Month of May 2024.**
- E. Consideration and Approval of the Quarterly Investment Report for the Period Ending May 31, 2024.**
- F. Consideration and Approval of Payment of Invoices and Release of Checks to SpawGlass for the Cameron County Veterans Bridge DAP Project and American Contracting USA, Inc. for the Roofing Improvements on the CCRMA Administration Building.**
- G. Consideration and Approval of an Amended Interlocal Agreement Between the Cameron County Regional Mobility Authority and Cameron County for the 281 Connector Project.**
- H. Discussion and Possible Action Regarding the Status of the Cameron County Regional Mobility Authority Projects.**
- I. Discussion and Possible Action Regarding the Transition with the Harris County Toll Road Authority.**

**3. Executive Session.**

- A. Confer with Legal Counsel for the Cameron County Regional Mobility Authority Regarding Legal Issues with Insurance Claim Related to SH 550 Northbound Direct Connector, Pursuant to V.T.C.A., Government Code, Section 551.071.**
- B. Confer with Legal Counsel for the Cameron County Regional Mobility Authority Regarding Legal Issues with the Status of the Cameron County Regional Mobility Authority Projects, Pursuant to V.T.C.A., Government Code, Section 551.071.**


**4. Action Relative to Executive Session.**

**A. Possible Action.**

**B. Possible Action.**

**ADJOURNMENT:**

**Signed this 17<sup>th</sup> day of June 2024**

  
**Frank Parker, Jr.**  
**Chairman**

**NOTE:**

**Participation by Telephone Conference Call** – One or more members of the CCRMA Board of Directors may participate in this meeting through a telephone conference call, as authorized by Sec. 370.262, Texas Transportation Code. Each part of the telephone conference call meeting that by law must be open to the public shall be audible to the public at the meeting location and will be recorded. On conclusion of the meeting, the recording will be made available to the public.

**2-A      CONSIDERATION AND APPROVAL OF THE MAY 30, 2024 REGULAR  
MEETING MINUTES.**

THE STATE OF TEXAS           §  
COUNTY OF CAMERON       §

BE IT REMEMBERED on the 30<sup>th</sup> day of May 2024, there was conducted a Regular Meeting of the Cameron County Regional Mobility Authority, at the CCRMA Administrative Office, 3470 Carmen Avenue, Suite 5 thereof, in Rancho Viejo, Texas, for the purpose of transacting any and all business that may lawfully be brought before the same.

THE BOARD MET AT:  
12:00 P.M.

PRESENT:

FRANK PARKER, JR.  
CHAIRPERSON

MICHAEL SCAIEF  
VICE CHAIRMAN

ARTURO A. NELSON  
SECRETARY

AL VILLARREAL  
TREASURER

MARK ESPARZA  
DIRECTOR

LEO R. GARZA  
DIRECTOR

JULIE GUERRA-RAMIREZ  
DIRECTOR (Absent)

=====

The Meeting was called to order by Chairman Parker, at 12:00 P.M. At this time, the Board considered the following matters as per CCRMA Agenda posted on the CCRMA's website and physically at 3470 Carmen Avenue, Suite 5, Rancho Viejo, Texas, on this 24th day of May 2024 at 7:20 P.M.

\_\_\_\_\_  
**PUBLIC COMMENTS**

**1 PUBLIC COMMENTS**

None.



## **ACTION ITEMS**

### **2-A Consideration and Approval of the April 25, 2024, Regular Meeting Minutes**

Secretary Nelson moved to approve the April 25, 2024, Regular Meeting Minutes. The motion was seconded by Director Esparza and carried unanimously.

### **2-B Acknowledgement of Claims.**

Mr. Victor Barron, RMA Chief Financial Officer went over the Claims and presented them into the record.

Secretary Nelson moved to acknowledge the Claims as presented. The motion was seconded by Treasurer Villarreal and carried unanimously with the exception of the claim for Estrada Hinojosa Company, Inc. Vice Chairman Scaief, Director Garza, and Director Esparza abstained from voting on this item only.

**The Claims are as follows:**

---

### **2-C Approval of Claims.**

Mr. Victor Barron, RMA Chief Financial Officer went over the Claims and presented them into the record. Mr. Barron read in an additional invoice for American Contracting, USA for pay app #2 - \$53,833.65.

Director Esparza moved to approve the Claims as presented with the additional claim read in. The motion was seconded by Vice Chairman Scaief and carried unanimously.

**The Claims are as follows:**

---

### **2-D Consideration and Possible of the Financial Statements and Budget Amendments for the Month of April 2024.**

Mr. Victor Barron, RMA Chief Financial Officer, went over the Financial Statement and Budget Amendments for the month of April 2024. Mrs. Janett Huerta, Tolls Administrator, went over the Toll Operation report for the month of April 2024.

Director Esparza moved to approve the Financial Statements and Budget Amendments for the month of April 2024. The motion was seconded by Director Garza and carried unanimously.

**The Financials are as follows:**

---

### **2-E Consideration and Approval of a Line of Credit Agreement Between the Cameron County**

**Regional Mobility Authority and Texas Regional Bank.**

Mr. Victor Barron, Chief Financial Officer, advised the board of the need to approve the Line of Credit Agreement between the Cameron County Regional Mobility Authority and Texas Regional Bank. Mr. Barron went on to advise that this was the 7<sup>th</sup> Amendment.

Treasurer Villarreal moved to approve the Line of Credit Agreement between the Cameron County Regional Mobility Authority and Texas Regional Bank. The motion was seconded by Secretary Nelson and carries as follows:

Ayes: Chairman Parker, Treasurer Villarreal, Secretary Nelson,  
Nays: n/a  
Abstain: Vice Chairman Scaief, Director Garza, and Director Esparza

Affidavits were filed by Vice Chairman Scaief, Director Garza, and Director Esparza

**2-F Consideration and Approval of Payment of Invoices and Release of Checks to SpawGlass for the Cameron County Veterans Bridge DAP Project.**

Mr. Victor Barron, RMA Chief Financial Officer, advised the board of the need to approve the payment of invoices and release of checks to SpawGlass for the Cameron County Veteran's Bridge DAP Project. The invoices are as follows: Pay App #21 - \$1,000,000; Pay App #22 - \$750,000.

Director Garza moved to approve the Payment of Invoices and Release of Checks to SpawGlass for the Cameron County Veteran's Bridge DAP Project. The motion was seconded by Director Esparza and carried unanimously.

**2-G Consideration and Approval of an Amended Interlocal Agreement Between the Cameron County Regional Mobility Authority and City of San Benito for the Stenger Road Sidewalk Project.**

Mr. Pete Sepulveda, Jr., Executive Director, advised the board for the need to approve the Amended Interlocal Agreement between the Cameron County Regional Mobility Authority and the City of San Benito for the Stenger Road Sidewalk Project to include the local government portion as per the AFA. Staff recommended approval.

Vice Chairman Scaief moved to approve the Amended Interlocal Agreement Between the Cameron County Regional Mobility Authority and City of San Benito for the Stenger Road Sidewalk Project. The motion was seconded by Secretary Nelson and carried unanimously.

**The Interlocal is as follows:**

---

**2-H Consideration and Approval of a Resolution Approving an Advance Funding Agreement between the Cameron County Regional Mobility and the Texas Department of Transportation for the West Blvd Project and Authorizing Chairman Frank Parker, Jr. to Sign any Necessary Documents as may be Needed by the Texas Department of Transportation and Approving the costs associated therewith including costs referred to in the Advanced Funding Agreement.**

Mr. Pete Sepulveda, Jr., Executive Director, advised the board for the need to approve a Resolution Approving an Advance Funding Agreement between the Cameron County Regional Mobility and the Texas Department of Transportation for the West Blvd. Project and Authorizing Chairman Frank Parker, Jr. to sign any necessary documents as may be needed by the Texas Department of Transportation and Approving the costs associated therewith including costs referred to in the Advance

Funding Agreement. Staff recommends approval.

Director Esparza moved to approve a Resolution Approving an Advance Funding Agreement between the Cameron County Regional Mobility and the Texas Department of Transportation for the West Blvd. Project and Authorizing Chairman Frank Parker, Jr. to sign any necessary documents as may be needed by the Texas Department of Transportation and Approving the costs associated therewith including costs referred to in the Advance Funding Agreement. The motion was seconded by Director Garza and carried unanimously.

**The Resolution is as follows:**

---

**2-I Consideration and Approval of the Amended Cameron County Regional Mobility Authority Personnel Policies and Procedures.**

Mr. Pete Sepulveda, Jr., Executive Director, advised the board of the need to approve the Amended Cameron County Regional Mobility Authority Personnel Policies and Procedures. Mr. Sepulveda went on to advise that the CCRMA received notification of a change to the Fair Labor Standards Act on overtime and that we were just updating the Personnel Policy to be compliant. Staff recommends approval.

Director Esparza moved to approve the Amended Cameron County Regional Mobility Authority Personnel Policies and Procedures. The motion was seconded by Treasurer Villarreal and carried unanimously.

**The Personnel Policies and Procedures is as follows:**

---

**2-J Consideration and Approval of Work Authorization No. 10 with GDJ Engineering LLC, for the US 281 Connector Project.**

Mr. Pete Sepulveda, Jr., Executive Director, advised the board for the need to approve Work Authorization No. 10 with GDJ Engineering LLC, for the US 281 Connector Project. Mr. Sepulveda also advised that the project was funded by the Cameron County Commissioners Court, but he is needing to take back the Interlocal Agreement to the Commissioner's Court for additional funding. Staff recommends approval.

Director Esparza moved to approve Work Authorization No. 10 with GDJ Engineering LLC for the US 281 Connector Project pending approval from Cameron County Commissioner's Court. The motion was seconded by Director Garza and carried unanimously.

**The Work Authorization is as follows:**

---

**2-K Consideration and Approval for CCRMA Staff to advertise and request bids for the Los Indios Free Trade Bridge DAP Project.**

Mr. Pete Sepulveda, Jr., Executive Director, advised the board of the need to approve CCRMA Staff to advertise and request bids for the Los Indios Trade Bridge DAP Project. Staff recommended approval.

Secretary Nelson moved to Approve for CCRMA Staff to advertise and request bids for the Los Indios

Free Trade Bridge DAP Project. The motion was seconded by Director Esparza and carried unanimously.

**2-L Consideration and Approval of Supplemental Work Authorization No. 2 to Work Authorization No. 12 with R.R.P. Consulting Engineers, L.L.C. for the Old Alice Road Project.**

Mr. Pete Sepulveda, Jr., Executive Director, advised the board of the need to approve Supplemental Work Authorization No. 2 to Work Authorization No 12 with R.R.P. Consulting Engineers, L.L.C. for the Old Alice Road Project. Mr. Sepulveda went on to advise that this was just an extension of the termination date for the project and it is expected to begin construction in the 1<sup>st</sup> quarter of 2025.

Director Garza moved to approve the Supplemental Work Authorization No. 2 to Work Authorization No. 12 with R.R.P. Consulting Engineers, L.L.C. for the Old Alice Road Project. The motion was seconded by Director Esparza and carried unanimously.

**The Supplemental Work Authorization is as follows:**

---

**2-M Consideration and Approval of Supplemental Work Authorization No. 1 to Work Authorization No. 31 with R.R.P. Consulting Engineers, L.L.C. for the Whipple Road Project.**

Mr. Pete Sepulveda, Jr., Executive Director, advised the board of the need to approve Supplemental Work Authorization No. 1 to Work Authorization No. 31 with R.R.P. Consulting Engineers, L.L.C., for the Whipple Road Project. Mr. Sepulveda went on to advise that this was just an extension of the termination date for the project and the schematic is 90-95% complete.

Treasurer Villarreal moved to approve the Supplemental Work Authorization No. 1 to Work Authorization No. 31 with R.R.P. Consulting Engineers, L.L.C., for the Whipple Road Project. The motion was seconded by Secretary Nelson and carried unanimously.

**The Supplemental Work Authorization is as follows:**

---

**2-N Consideration and Approval of Supplemental Work Authorization No. 1 to Work Authorization No. 32 with R.R.P. Consulting Engineers, L.L.C. from the FM 509 Advanced Project Development Project.**

Mr. Eric Davila, Chief Development Engineer, advised the board of the need to approve Supplemental Work Authorization No. 1 to Work Authorization No. 32 with R.R.P. Consulting Engineers, L.L.C. from the FM 509 Advanced Project Development. Mr. Davila went on to advise that this supplemental was at no cost since it was to update to the latest processes introduced in the new scope.

Secretary Nelson moved to approve the Supplemental Work Authorization No. 1 to Work Authorization No. 32 with R.R.P., Consulting Engineers, L.L.C. from the FM 509 Advanced Project Development Project. The motion was seconded by Director Esparza and carried unanimously.

**The Supplemental Work Authorization is as follows:**

---

**2-O Consideration and Approval of Supplemental Work Authorization No. 2 to Work Authorization**

**No. 39 with R.R.P. Consulting Engineers, L.L.C. for the SH 48 Master Plan.**

Mr. Pete Sepulveda, Jr., Executive Director, advised the board of the need to approve Supplemental Work Authorization No. 2 to Work Authorization No. 39 with R.R.P. Consulting Engineers, L.L.C., for the SH 48 Master Plan. Mr. Sepulveda went on to advise that this is just an extension of the termination date for the project.

Director Esparza moved to approve the Supplemental Work Authorization No. 2 to Work Authorization No. 39 with R.R.P. Consulting Engineers, L.L.C., for the SH 48 Master Plan. The motion was seconded by Vice Chairman Scaief and carried unanimously.

**The Supplemental Work Authorization is as follows:**

---

**2-P Consideration and Approval of a Professional Services Agreement between the Cameron County Regional Mobility Authority and R.R.P. Consulting Engineers, L.L.C. for the SH 550 Maintenance Assessment Report.**

Mr. Pete Sepulveda, Jr., Executive Director, advised the board of the need to approve a Professional Services Agreement between the Cameron County Regional Mobility Authority and R.R.P. Consulting Engineers, L.L.C. for the SH 550 Maintenance Assessment Report. Mr. Sepulveda further advised that this is just an annual assessment for preparation of the Section 129 reporting. Staff recommends approval.

Director Esparza moved to approve the Professional Service Agreement between the Cameron County Regional Mobility Authority and R.R.P. Consulting Engineers, L.L.C. for the SH 550 Maintenance Assessment Report. The motion was seconded by Director Garza and carried unanimously.

**The Professional Service Agreement is as follows:**

---

**2-Q Consideration and Approval for CCRMA Staff to advertise and request bids for SH 550 Maintenance in compliance with TxDOT Section 129.**

Mr. Pete Sepulveda, Jr., Executive Director, advised the board of the need for CCRMA Staff to advertise and request bids for SH 550 Maintenance in compliance with TxDOT Section 129. Mr. Sepulveda went on to advise that this is to be in compliance with TxDOT Section 129. Staff recommends approval.

Secretary Nelson moved to approve CCRMA Staff to advertise and request bids for SH 550 Maintenance in compliance with TxDOT Section 129. The motion was seconded by Director Esparza and carried unanimously.

**2-R Consideration and Approval to Award RFP No. 2024-001 and Contract for Debt Collection Services.**

Mr. Pete Sepulveda, Jr., Executive Director, advised the board of the need to approve and award RFP No. 2024-001 and Contract for Debt Collection Services. Mr. Sepulveda went on to advise that the RFP requested for the toll-fees to be upfronted and Lineberger agreed to the terms and criteria in our RFP. Lineberger agreed to 28.5% of the violation fee and advised that they would need to go before the Cameron County Commissioner's Court to approve the Scoff Law for collections.

Treasurer Villarreal moved to approve to Award RFP No. 2024-001 and Contract for Debt Collection Services. The motion was seconded by Arturo Nelson and carries as follows:

Ayes: Chairman Parker, Treasurer Villarreal, Secretary Nelson and Vice Chairman Scaief.

Nays: n/a

Abstain: Director Garza, and Director Esparza

Affidavits were filed by Director Garza, and Director Esparza.

**The Contract is as follows:**

---

**2-S Consideration and Approval of the Amended Cameron County Regional Mobility Authority's Toll Policies Business Rules.**

Mr. Pete Sepulveda, Jr., Executive Director, advised the board to approve the Amended Cameron County Regional Mobility Authority's Toll Policies Business Rules. Mr. Sepulveda further discussed that these updates were needed to align with HCTRA regulations. Staff recommends approval.

Director Esparza moved to approve the Amended Cameron County Regional Mobility Authority's Toll Policies Business Rules. The motion was seconded by Director Garza and carried unanimously.

**The Business Rules are as follows:**

---

**2-T Consideration and Approval of the Amended Cameron County Regional Mobility Authority's Toll Collection Operations Policies.**

Mr. Pete Sepulveda, Jr., Executive Director, advised the board to approve the Amended Cameron County Regional Mobility Authority's Toll Collection Operations Policies. Mr. Sepulveda further discussed that these updates were needed to align with HCTRA regulations. Staff recommends approval.

Secretary Nelson moved to approve the Amended Cameron County Regional Mobility Authority's Toll Collection Operations Policies. The motion was seconded by Director Esparza and carried unanimously.

**The Collection Operation Policies are as follows:**

---

**2-U Consideration and Approval to Ratify the Spectrum Enterprise Service Order Agreement with Charter Communications Operating, LLC for New Spectrum Circuit from SH 550 to CyrusOne Austin Data Center.**

Mr. Pete Sepulveda, Jr., advised the board of the need to Ratify the Spectrum Enterprise Service Order Agreement to Charter Communications Operating, LLC for New Spectrum Circuit from SH 550 to CyrusOne Austin Data Center. Mr. Sepulveda further advised that the 60 month contract is for \$51,500

and that the bond proceeds would be paying for the contract.

Director Garza moved to approve to Ratify the Spectrum Enterprise Service Order Agreement with Charter Communication Operating, LLC for New Spectrum Circuit from SH 550 to CyrusOne Austin Data Center. The motion was seconded by Director Esparza and carried unanimously.

**2-V Consideration and Approval for the Purchase and Installation of Guardrail for Repairs on SH 550.**

Mr. Pete Sepulveda, Jr., Executive Director, advised the board of the need to approve the Purchase and Installation of Guardrail for Repairs on SH 550. Mr. Eric Davila, Chief Development Engineer went on to advise that this was a safety issue and that the average pricing comes in close/compliance with TxDOT prices.

Secretary Nelson moved to approve the Purchase and Installation of Guardrail for Repairs on SH 550. The motion was seconded by Treasurer Villarreal and carried unanimously.

**2-W Consideration and Approval of Amendment No. 10 to Master Service Agreement between the Cameron County Regional Mobility Authority and Kapsch for the SH 550 Toll Road.**

Mr. Eric Davila, Chief Development Engineers advised the board to approve Amendment No. 10 to Master Service Agreement between the Cameron County Regional Mobility Authority and Kapsch for the SH 550 Toll Road. Mr. Davila advised that the amendment would cost an additional \$24,200 to cover service fees.

Vice Chairman Scaief moved to approve Amendment No. 10 to Master Service Agreement between the Cameron County Regional Mobility Authority and Kapsch for the SH 550 Toll Road. The motion was seconded by Director Esparza and carried unanimously.

**The Amendment is as follows:**

---

**2-X Discussion and Possible Action Regarding the Transition with the Harriss County Toll Road Authority.**

No Action was taken on this Item.

**2-Y Consideration and Approval of Fiber Cabling Installation with SmartCom for the Cameron County Regional Mobility Authority Offices via Cooperative TIPS Purchasing Contract #230102.**

Mr. Pete Sepulveda, Jr., Executive Director, advised the board of the need to approve of Fiber Cabling Installation with SmartCom for the Cameron County Regional Mobility Authority Offices via Cooperative TIPS Purchase Contract #230102. Mr. Sepulveda further advised that the contract was for \$4,800 to connect the Administrative Offices.

Secretary Nelson moved to approve of Fiber Cabling Installation with SmartCom for the Cameron County Regional Mobility Authority Offices via Cooperative TIPS Purchasing Contract #230102. The motion was seconded by Director Esparza and carried unanimously.



**The Contract is as follows:**

---

**2-Z Consideration and Approval of Change Order No. 1 with American Contracting USA, Inc. for Roofing Improvements on the CCRMA Administration Building.**

Mr. Pete Sepulveda, Jr., Executive Director, advised the board of the need to approve Change Order No. 1 with American Contracting USA, Inc. for the Roofing Improvements on the CCRMA Administration Building. Mr. Sepulveda went on to further advise that this additional scope is asking for the exterior wall in the board room to be fixed due to leaking issues. This change order is for the removal, placement and disposal of the stucco wall.

Vice Chairman Scaief moved to approve Change Order No. 1 with American Contracting USA, Inc. for Roofing Improvements on the CCRMA Administration Building. The motion was seconded by Director Garza and carried unanimously.

**The Change Order is as follows:**

---

**2-AA Consideration and Acknowledgement that all Cameron County Regional Mobility Authority Employees have taken the Cyber Security Training as Required by HB 3834.**

Mr. Pete Sepulveda, Jr., Executive Director, advised the board that all Cameron County Regional Mobility Authority Employees have taken the Cyber Security Training as Required by HB3834.

Director Esparza moved to acknowledge that all the Cameron County Regional Mobility Authority Employees have taken the Cyber Security Training as Required by HB 3834. The motion was seconded by Treasurer Villarreal and carried unanimously.

**2-BB Consideration and Approval of Adopting the Cameron County Regional Mobility Authority Title VI/Nondiscrimination Plan and all Required Corresponding Attachments.**

Mr. Pete Sepulveda, Jr., Executive Director, advised the board of the need for the approval of Adopting the Cameron County Regional Mobility Authority Title VI/Nondiscrimination Plan and all Required Corresponding Attachments. Mr. Sepulveda went on to further advise that we have 18 months to come up with the Policy and make sure that the website is in compliance. Staff recommends approval.

Treasurer Villarreal moved to approve Adopting the Cameron County Regional Mobility Authority Title VI/Nondiscrimination Plan and all Required Corresponding Attachments. The motion was seconded by Director Esparza and carried unanimously.

**2-CC Consideration and Approval of Adopting the Cameron County Regional Mobility Authority ADA Plan and all Required Corresponding Attachments.**

Mr. Pete Sepulveda, Jr., Executive Director, advised the board of the need to approve the Adopting the Cameron County Regional Mobility Authority ADA Plan and all Required Corresponding Attachments. Mr. Sepulveda further advised the board that this is to be compliant with ADA regulations in all buildings.

Treasurer Villarreal moved to approve Adopting the Cameron County Regional Mobility Authority ADA Plan and all Required Corresponding Attachments. The motion was seconded by Director Esparza and carried unanimously.

**2-DD Consideration and Approval to Authorize Staff to Negotiate an Interlocal Agreement between the Cameron County Regional Mobility Authority and the City of Donna for Toll Collection System and Back Office Services at the Donna International Bridge.**

Mr. Pete Sepulveda, Jr., Executive Director, advised the board of the need to authorize Staff to Negotiate an Interlocal Agreement between the Cameron County Regional Mobility Authority and the City of Donna for Toll Collection System and Back Office Services at the Donna International Bridge. Mr. Sepulveda further advised that they had two options. First option was for City of Donna is to procure toll systems services and CCRMA handles their back office, second option was that we procure toll system services and handle their back office.

Director Esparza moved to Authorize Staff to Negotiate and Interlocal Agreement between the Cameron County Regional Mobility Authority and the City of Donna for Toll Collection System and Back Office Services at the Donna International Bridge. The motion was seconded by Secretary Nelson and carried unanimously.

**2-EE Consideration and Approval of Master Lease Agreement for a Printer with Maintenance with Toshiba Utilizing the DIR CO-OP.**

Mr. Pete Sepulveda, Jr., Executive Director, advised the board of the need to approve the Master Lease Agreement for a Printer with Maintenance with Toshiba Utilizing the DIR CO-OP.

Treasurer Villarreal moved to approve Master Lease Agreement for a Printer with Maintenance with Toshiba Utilizing DIR CO-OP. The motion was seconded by Director Garza and carried unanimously.

**The Agreement is as follows:**

---

**Director Garza motioned to go into Executive Session at 12:03 pm. The motion was seconded by Director Esparza and carried unanimously.**

**3. EXECUTIVE SESSION**

**3-A Confer with Legal Counsel for the Cameron County Regional Mobility Authority Regarding Legal Issues with Insurance Claim Related to the SH 550 Northbound Direct Connector, Pursuant to V.T.C.A., Government Code, Section 551.071.**

**3-B Confer with Legal Counsel for the Cameron County Regional Mobility Authority Regarding Legal Issues with RFP 2024-001 Debt Collection Services, Pursuant to V.T.C.A., Government Code, Section 551.071 and 551.072.**

**3-C Confer with Legal Counsel for the Cameron County Regional Mobility Authority Regarding Legal Issues with the Use of Certain Cameron County Regional Mobility**

**Authority Property, Pursuant to V.T.C.A., Government Code, Section 551.071 and 551.072.**

Secretary Nelson motioned to come back from Executive Session at 12:09 pm. The motion was seconded by Director Garza and carried unanimously.

**4. Possible Action Relative to Executive Session**

**4-A Possible Action**

Director Garza moved to acknowledge the report of legal counsel and to proceed as discussed in Executive Session. The motion was seconded by Director Esparza and carried unanimously.

**4-B Possible Action**

Item 3-B was tabled. No discussion in Executive Session. Treasurer Villarreal moved to table Item 3-B. The motion was seconded by Vice Chairman Scaief carried unanimously.

**4-C Possible Action**

Director Garza moved to acknowledge the report of legal counsel and to proceed as discussed in Executive Session. The motion was seconded by Director Esparza and carried unanimously.

**ADJOURNMENT**

There being no further business to come before the Board and upon motion by Director Esparza and seconded by Treasurer Villarreal and carried unanimously, the meeting was **ADJOURNED** at 1:21 P.M.

APPROVED this \_\_\_\_\_ day of \_\_\_\_\_ 2024.

\_\_\_\_\_  
**CHAIRMAN FRANK PARKER, JR.**

ATTESTED: \_\_\_\_\_  
**ARTURO A. NELSON, SECRETARY**

**2-B      ACKNOWLEDGEMENT OF CLAIMS.**

## Claims for Acknowledgement



CAMERON COUNTY REGIONAL MOBILITY AUTHORITY  
Claims June 13, 2024

Vendor Name	Invoice Number	Cash Required	Invoice/Credit Description	PROJ Title	Transfer Funds	Funding Source	Bank Account
Aflac	322942	\$ 105.84	Employee Supplemental Insurance June 2024	Indirect	Y	Local	Ope
Culligan of the Rio Grande Valley	320895 5/24	36.46	Bottled Water Delivery May 2024	Indirect	Y	Local	Ope
JWH and Associates, Inc.	1024	10,289.22	Gateway Bridge Pedestrian May 2024	CC - Gateway Bridge	Y	Local	TRZ
JWH and Associates, Inc.	1124	1,000.00	North Railroad Alternatives May 2024	North Rail Relocation	Y	Local	TRZ
Lone Star Shredding Document Storage	1997923	97.50	Shredding Services May 2024	Indirect	Y	Local	Ope
Pathfinder Public Affairs, Inc	77	12,000.00	Consulting Services May 2024	Indirect	Y	Local	Ope
PEDRO SEPULVEDA JR.	Reim PSJ 6.7.24	803.89	Reimbursement Misc PSJ 6.7.24	Indirect	Y	Local	Ope
Rentfro, Irwin, & Irwin, P.L.L.C	2466	3,818.85	Legal Services May 2024	Indirect	Y	Local	Ope
Charter Communications	185525901060124	671.69	Internet Admin/Tolls June 2024	Indirect	Y	Local	Ope
Toshiba Financial Services	44893676	311.23	Admin Printer June 2024	Indirect	Y	Local	Ope
Valley Municipal Utility District	2030007806 5/24	35.03	Water & Wastewater Ste 7 May 2024	Indirect	Y	Local	Ope
Valley Municipal Utility District	2030007907 5/24	34.81	Water & Wastewater Ste 6 May 2024	Indirect	Y	Local	Ope
Valley Municipal Utility District	2030008005 5/24	35.38	Water & Wastewater Ste 4 May 2024	Indirect	Y	Local	Ope
Valley Municipal Utility District	2030008105 5/24	34.81	Water & Wastewater Ste 3 May 2024	Indirect	Y	Local	Ope
Valley Municipal Utility District	2030008306 5/24	34.17	Water & Wastewater Ste 8 May 2024	Indirect	Y	Local	Ope
Valley Municipal Utility District	2030008406 5/24	34.28	Water & Wastewater Ste 5 May 2024	Indirect	Y	Local	Ope
		<u>29,343.16</u>					

## Tolls

Vendor Name	Invoice Number	Cash Required	Invoice/Credit Description	PROJ Title	Transfer Funds	Funding Source	Bank Account
Culligan of the Rio Grande Valley	320895 5/24	\$ 57.95	Bottled Water Delivery May 2024	Indirect	Y	Local	Toll
Law Enforcement Systems LLC	1014380	1,089.40	Out of State DMV Records May 2024	Indirect	Y	Local	Toll
Lily Anne Garcia	Travel LG May-Jun 24	325.71	Travel Reimbursement LG 6.11.24	Indirect	Y	Local	Toll
Fagan Consulting LLC	BOS-2405	3,908.48	Back Office System Transition Support May 2024	Indirect	Y	Local	Toll
LexisNexis Risk Solutions FL Inc	1546392-20240531	120.33	Address and Name Lookup May 2024	Indirect	Y	Local	Toll
Matus Contractor Company	736	9,975.00	Grass, Garbage, Herbicide Direct Connector to Paredes Line	Indirect	Y	Local	Toll
Public Utilities Board	588837 6/24	239.70	Electricity 180042 SH550 LOC June 2024	Port Spur - SH550	Y	Local	Toll
Rentfro, Irwin, & Irwin, P.L.L.C	2466	2,956.25	Legal Services May 2024	Indirect	Y	Local	Toll
Charter Communications	185399301060124	261.06	Ethernet Intrastate 2129 Fm Apt 511 June 2024	Direct Connectors - SH550	Y	Local	Toll
Charter Communications	185525901060124	671.68	Internet Admin/Tolls June 2024	Indirect	Y	Local	Toll
Charter Communications	185961401060124	292.58	Ethernet Intrastate 104 N Lynnwood June 2024	Direct Connectors - SH550	Y	Local	Toll
Town of Rancho Viejo	RV Under the Stars	500.00	Town of Rancho Viejo Movies Under the Stars Sponsorship	Indirect	Y	Local	Toll
Valley Municipal Utility District	3010066802 5/24	56.78	Water & Wastewater Tolls May 2024	Indirect	Y	Local	Toll
		<u>20,454.92</u>					
Operations		\$ 29,343.16					
Tolls		<u>20,454.92</u>					
Total Transfer		<u>49,798.08</u>					

Reviewed by:

Monica R. Ibarra,  
AccountantMR. Ibarra 6.13.24Victor J. Barron,  
Chief Financial OfficerV. Barron 6.13.24Pete Sepulveda Jr,  
Executive DirectorPS 6.13.24



**CAMERON COUNTY REGIONAL MOBILITY AUTHORITY**  
**Claims June 6, 2024**

**Operations**

Vendor Name	Invoice Number	Cash Required	Invoice/Credit Description	PROJ Title	Transfer Funds	Funding Source	Bank Account
Jose De Jesus Rocha Acosta	J Rocha 6.6.24	1,305.69	Trade Expos Mexico J. Rocha	Indirect	Y	Local	Ope
		<u>1,305.69</u>					

**Tolls**

Vendor Name	Invoice Number	Cash Required	Invoice/Credit Description	PROJ Title	Transfer Funds	Funding Source	Bank Account
Jose De Jesus Rocha Acosta	J Rocha 6.6.24	1,305.69	Trade Expos Mexico J. Rocha	Indirect	Y	Local	Toll
		<u>1,305.69</u>					

Operations	\$ 1,305.69
Tolls	<u>1,305.69</u>
Total Transfer	<u>2,611.38</u>

Reviewed by:

Monica R. Ibarra,  
Accountant

*Monica R. Ibarra* 6.6.24

Victor J. Barron,  
Chief Financial Officer

*Victor J. Barron* 6.6.24

Pete Sepulveda Jr.,  
Executive Director

*Pete Sepulveda Jr.* 6.6.24





**CAMERON COUNTY REGIONAL MOBILITY AUTHORITY**  
**Claims June 6, 2024**

**Operations**

Vendor Name	Invoice Number	Cash Required	Invoice/Credit Description	PROJ Title	Transfer Funds	Funding Source	Bank Account
Amazon Capital	1GMH-RM4R-7CHL	\$ 314.61	Office Supplies May 2024	Indirect	Y	Local	Ope
CDW Government LLC, CDW	RK39239	152.92	Solarwinds Dameware Mini RMT MNT RNW	Indirect	Y	Local	Ope
CheckMark	119054 5/24	55.92	Time Clock Service May 2024	Indirect	Y	Local	Ope
Monica R Ibarra	Travel MRI 5.31.24	100.10	Travel Reimbursement MRI May 2024	Indirect	Y	Local	Ope
GDJ Engineering	2024-112	9,009.62	MPO Project May 2024	Indirect	Y	Local	TRZ
MPC Studios, Inc	34313	334.00	Website Hosting June 2024 & ADA Compliance	Indirect	Y	Local	Ope
PEDRO SEPULVEDA JR.	Travel PSJ 5.31.24	1,467.30	Travel Reimbursement PSJ May 2024	Indirect	Y	Local	Ope
Staples Business Credit	7000753622	76.05	Office Supplies/Furniture May 2024	Indirect	Y	Local	Ope
State Comptroller	K2017 FY2024	100.00	State of Texas Cooperative Purchasing Annual Fee	Indirect	Y	Local	Ope
Union Pacific Railroad Company	90129274	577.00	Harlingen Bypass May 2023	North Rail Relocation	Y	Local	TRZ
Union Pacific Railroad Company	90129809	1,503.69	Union Pacific FM 550 Aug 2023	SH550 GAP II	Y	Local	TRZ
Union Pacific Railroad Company	90132867	518.50	Union Pacific FM 550 Jan 2024	SH550 GAP II	Y	Local	TRZ
Union Pacific Railroad Company	90135068	6,096.28	Harlingen Bypass Proj April 2024	North Rail Relocation	Y	Local	TRZ
Union Pacific Railroad Company	90135352	595.50	Union Pacific Railroad Fm 550 February 2024	SH550 GAP II	Y	Local	TRZ
Verizon Wireless	9964906147	75.98	Internet Hotspot May 2024	Indirect	Y	Local	Ope
		<u>20,977.47</u>					


**Interlocal Agreement**

Vendor Name	Invoice Number	Cash Required	Invoice/Credit Description	PROJ Title	Transfer Funds	Funding Source	Bank Account
GDJ Engineering	2024-121	\$ 10,819.04	Los Fresnos Sidwalk Proj May 2024	COLF Side Walk	Y	Local	Restri
GDJ Engineering	2024-124	4,449.07	COLF Hike & Bike Proj May 2024	COLF Hike & Bike Trail Project	Y	Local	Restri
Union Pacific Railroad Company	90129809	6,014.74	Union Pacific FM 550 Aug 2023	SH550 GAP II	Y	Local	Ope
Union Pacific Railroad Company	90132867	2,074.02	Union Pacific FM 550 Jan 2024	SH550 GAP II	Y	Local	Ope
Union Pacific Railroad Company	90135352	2,381.99	Union Pacific Railroad Fm 550 February 2024	SH550 GAP II	Y	Local	Ope
		<u>25,738.86</u>					

## Tolls

Vendor Name	Invoice Number	Cash Required	Invoice/Credit Description	PROJ Title	Transfer Funds	Funding Source	Bank Account
Amazon Capital	1GMH-RM4R-7CHL	\$ 590.28	Office Supplies May 2024	Indirect	Y	Local	Toll
CAAAREM	Promo Booth	3,852.00	CAAAREM Promotional	Indirect	Y	Local	Toll
Monica R Ibarra	Travel MRI 5.31.24	49.85	Travel Reimbursement MRI May 2024	Indirect	Y	Local	Toll
NSA Property Holdings LLC d/b/a Move It Storage-Los Fresnos	Unit #923 6/24	321.00	Storage Unit #923 June 2024	Indirect	Y	Local	Toll
Public Utilities Board	600710 5/24	263.62	Electricity 1100 Fm 511 Hwy Bro May 2024	Direct Connectors - SH550	Y	Local	Toll
South Padre Island Chamber of Commerce	SPI Guide 2025	1,693.00	2025 Guide to South Padre Island 1/4 Page	Indirect	Y	Local	Toll
Staples Business Credit	7000753622	815.34	Office Supplies/Furniture May 2024	Indirect	Y	Local	Toll
Verizon Wireless	9964906147	75.98	Internet Hotspot May 2024	Indirect	Y	Local	Toll
Xtreme Security	94661	119.85	Alarm Security June-August 2024	Indirect	Y	Local	Toll
		<u>7,780.92</u>					
	Operations	\$ 20,977.47					
	Interlocal Agree	25,738.86					
	Tolls	<u>7,780.92</u>					
	Total Transfer	<u>54,497.25</u>					

Reviewed by:

Monica R. Ibarra,  
Accountant 6.6.24Victor J. Barron,  
Chief Financial Officer 6.6.24Pete Sepulveda Jr,  
Executive Director 6.6.24



**CAMERON COUNTY REGIONAL MOBILITY AUTHORITY**  
**Claims May 31, 2024**

**Operations**

Vendor Name	Invoice Number	Cash Required	Invoice/Credit Description	PROJ Title	Transfer Funds	Funding Source	Bank Account
American Express	AMEX May 2024	\$ 695.51	Credit Card Charges May 2024	Indirect	Y	Local	Ope
Diamante Super Clean	11-016	850.00	Janitorial Services May 2024	Indirect	Y	Local	Ope
Direct Energy Business, LLC	241430054424228	66.69	Electricity Ste 7 May 2024	Indirect	Y	Local	Ope
Direct Energy Business, LLC	241430054424229	126.31	Electricity Ste 3 May 2024	Indirect	Y	Local	Ope
Direct Energy Business, LLC	241430054424230	96.25	Electricity Ste 5 May 2024	Indirect	Y	Local	Ope
Direct Energy Business, LLC	241430054424231	84.63	Electricity Ste 4 May 2024	Indirect	Y	Local	Ope
Victor J. Barron	Travel VJB 5.28.24	28.27	Travel Reimbursement VJB May 2024	Indirect	Y	Local	Ope
Environmental Systems Research Institute, Inc.	94726283	1,507.22	Arc GIS Online GIS Professional Basic User Type Annual Suber	Indirect	Y	Local	Ope
GDJ Engineering	2024-064	4,969.66	Stenger Rd TASA Proj March 2024	Stenger Rd TASA	Y	Local	TRZ
GDJ Engineering	2024-089	9,009.62	MPO Project April 2024	Indirect	Y	Local	TRZ
GDJ Engineering	2024-101	3,268.44	Stenger Rd TASA April 2024	Stenger Rd TASA	Y	Local	TRZ
GDJ Engineering	2024-102	8,611.32	Primera Sidewalk April 2024	Primera Rd Sidewalk Improvements Project	Y	Local	TRZ
NRG Energy, Inc	115011530461	32.95	Electricity Ste 8 May 2024	Indirect	Y	Local	Ope
Republic Services	0863-002560733	140.26	Waste Container June 2024	Indirect	Y	Local	Ope
Union Pacific Railroad Company	90132222	400.00	Harlingen Bypass Proj Feb 2023	North Rail Relocation	Y	Local	Ope
		<u>29,887.13</u>					

**Interlocal Agreement**

Vendor Name	Invoice Number	Cash Required	Invoice/Credit Description	PROJ Title	Transfer Funds	Funding Source	Bank Account
GDJ Engineering	2024-100	\$ 8,622.00	Los Fresnos Sidewalk Proj April 2024	COLF Side Walk	Y	Local	Restr
		<u>8,622.00</u>					

## Tolls

Vendor Name	Invoice Number	Cash Required	Invoice/Credit Description	PROJ Title	Transfer Funds	Funding Source	Bank Account
American Express	AMEX May 2024	\$ 719.89	Credit Card Charges May 2024	Indirect	Y	Local	Toll
Direct Energy Business, LLC	241430054424232	437.12	Electricity Tolls May 2024	Indirect	Y	Local	Toll
Direct Energy Business, LLC	241450054447223	268.52	Electricity 570 Fm 511 May 2024	Direct Connectors - SH550	Y	Local	Toll
Direct Energy Business, LLC	241450054447224	426.30	Electricity 1895 Fm 511 #1 May 2024	FM1847 - SH550	Y	Local	Toll
Direct Energy Business, LLC	241450054448278	80.52	Electricity 1505 Fm 511 May 2024	Direct Connectors - SH550	Y	Local	Toll
Direct Energy Business, LLC	241450054448279	50.61	Electricity 1705 Fm 511 May 2024	Direct Connectors - SH550	Y	Local	Toll
Victor J. Barron	Travel VJB 5.28.24	16.75	Travel Reimbursement VJB May 2024	Indirect	Y	Local	Toll
FRANCISCO J SANMIGUEL	Travel CC FSM 1/24	462.30	Travel Reimbursement CC FSM Jan 2024	Indirect	Y	Local	Toll
FRANCISCO J SANMIGUEL	Travel FSM 10-12/23	866.57	Travel Reimbursement CC FSM Oct-Dec 2023	Indirect	Y	Local	Toll
Prisciliano Delgado	10614	250.00	Lawn Services May 2024	Indirect	Y	Local	Toll
		<u>3,578.58</u>					
Operations		\$ 29,887.13					
Interlocal Agree		8,622.00					
Tolls		<u>3,578.58</u>					
Total Transfer		<u>42,087.71</u>					

Reviewed by:

Monica R. Ibarra,  
AccountantM R. Ibarra 5.31.24Victor J. Barron,  
Chief Financial OfficerV. Barron 5.31.24Pete Sepulveda Jr.,  
Executive DirectorP. Sepulveda Jr. 5.31.24



**CAMERON COUNTY REGIONAL MOBILITY AUTHORITY**  
**Claims May 23, 2024**

**Operations**

Vendor Name	Invoice Number	Cash Required	Invoice/Credit Description	PROJ Title	Transfer Funds	Funding Source	Bank Account
Gexa Energy, LP	24092645	\$ 97.06	Electricity Ste 6 May 2024	Indirect	Y	Local	Ope
Lone Star Shredding Document Storage	1997726	97.50	Shredding Services May 2024	Indirect	Y	Local	Ope
Pathfinder Public Affairs, Inc	76	12,000.00	Consulting Services April 2024	Indirect	Y	Local	Ope
		<u>12,194.56</u>					

**Tolls**

Vendor Name	Invoice Number	Cash Required	Invoice/Credit Description	PROJ Title	Transfer Funds	Funding Source	Bank Account
InfoSend, Inc.	262344	\$ 5,797.35	Additional Postage Deposit	Indirect	Y	Local	Tolls
Cash	Petty Cash 5.21.24	100.00	Imprest/Petty Cash 5.21.24	Indirect	Y	Local	Tolls
Texas Department of Motor Vehicles (TxDMV)	TxDMV 5.23.24	2,500.00	Name and Address Lookup May 2024	Indirect	Y	Local	Tolls
		<u>8,397.35</u>					

Operations	\$ 12,194.56
Tolls	<u>8,397.35</u>
Total Transfer	<u>20,591.91</u>

Reviewed by:

Monica R. Ibarra,  
Accountant

Monica R. Ibarra 5.23.24

Victor J. Barron,  
Chief Financial Officer

Victor J. Barron 5.23.24

Pete Sepulveda Jr,  
Executive Director

Pete Sepulveda Jr. 5.23.24



**CAMERON COUNTY REGIONAL MOBILITY AUTHORITY**  
Claims May 23, 2024

**Operations**

Vendor Name	Invoice Number	Cash Required	Invoice/Credit Description	PROJ Title	Transfer Funds	Funding Source	Bank Account
SpawGlass Contractors, Inc.	3022054 #20	429,856.20	Veterans Bridge POV Exp February 2024	CC- Veterans Bridge	Y	Local	Ope
		<u>429,856.20</u>					
	Operations	\$ 429,856.20					
	Total Transfer	<u>429,856.20</u>					

Reviewed by:

Monica R. Ibarra,  
Accountant

CMR ml 5.23.24

Victor J. Barron,  
Chief Financial Officer

VJBa 5.23.24

Pete Sepulveda Jr,  
Executive Director

PSJ 5.23.24

**2-C    APPROVAL OF CLAIMS.**





**CAMERON COUNTY REGIONAL MOBILITY AUTHORITY**  
**BOD Claims June 20, 2024**

**Operations**

Vendor Name	Invoice Number	Cash Required	Invoice/Credit Description	PROJ Title	Transfer Funds	Funding Source	Bank Account
GDJ Engineering	2024-122	\$ 20,542.40	Stenger Rd TASA Proj May 2024	Stenger Rd TASA	Y	Local	TRZ
Kapsch TrafficCom USA, Inc	486025SI00391	30,817.72	CO#11- Kapsch RTCS to HCTRA BOS Integration A-5 Integration Testing Begins	Indirect	Y	Local	Bond Pro
R.R.P. Consulting Engineers, L.L.C.	U2716.339-09	17,742.41	SH 48 Master Plan WA 39 May 2024	SH 48 Master Plan	Y	Local	TRZ
Texas County District Retirement System	TCDRS May 2024	14,222.73	TCDRS May 2024	Indirect	Y	Local	Ope
TML Health Benefits Pool	PCAMERO62407	12,698.63	Employee Health Benefits July 2024	Indirect	Y	Local	Ope
		<u>96,023.89</u>					

**Interlocal Agreement**

Vendor Name	Invoice Number	Cash Required	Invoice/Credit Description	PROJ Title	Transfer Funds	Funding Source	Bank Account
GDJ Engineering	2024-113	\$ 19,567.97	Dana Rd Proj May 2024	Dana Rd	Y	Local	Restri
		<u>19,567.97</u>					

**Tolls Interlocal**

Vendor Name	Invoice Number	Cash Required	Invoice/Credit Description	PROJ Title	Transfer Funds	Funding Source	Bank Account
TollPlus, LLC	US23	\$ 6,958.16	Support and Maintenance Pharr Bridge May 2024	Pharr Bridge	Y	Local	Toll
		<u>6,958.16</u>					

**Tolls**

Vendor Name	Invoice Number	Cash Required	Invoice/Credit Description	PROJ Title	Transfer Funds	Funding Source	Bank Account
Top Notch Fence, Inc. dba Dependable Fence	1519	\$ 30,650.00	SH 550 & SH 48 Repair Guard Rail	Indirect	Y	Local	Toll
InfoSend, Inc.	263201	38,431.33	Printing and Mailing Service May 2024	Indirect	Y	Local	Toll
Kapsch TrafficCom USA, Inc	486025SI00382	22,469.00	Maintenance and Support May 2024	Indirect	Y	Local	Toll
Texas County District Retirement System	TCDRS May 2024	5,966.13	TCDRS May 2024	Indirect	Y	Local	Toll
TML Health Benefits Pool	PCAMERO62407	11,613.40	Employee Health Benefits July 2024	Indirect	Y	Local	Toll
TollPlus LLC	US23	16,799.45	Maintenance and Support May 2024	Indirect	Y	Local	Toll
		<u>125,929.31</u>					
Operations		\$ 96,023.89					
Interlocal Agree		19,567.97					
Tolls Interlocal		6,958.16					
Tolls		<u>125,929.31</u>					
Total Transfer		<u>\$ 248,479.33</u>					

Reviewed by:

Victor J. Barron,  
Chief Financial Officer*Victor J Barron*

6.14.24

Pete Sepulveda Jr,  
Executive Director*Pete Sepulveda, Jr.*

06.14.24

**2-D    CONSIDERATION   AND   APPROVAL   OF   THE   FINANCIAL  
STATEMENTS AND BUDGET AMENDMENTS FOR THE MONTH OF  
MAY 2024**

# CAMERON COUNTY REGIONAL MOBILITY AUTHORITY

## May 2024 Financial Report



PETE SEPULVEDA, JR., EXECUTIVE DIRECTOR  
VICTOR J. BARRON, CHIEF FINANCIAL OFFICER



# Administrative Operations Revenues and Expenses

- ▶ Total operating revenue Current Year Actual increased 3.09% compared to Prior Year Current Year.
- ▶ Operating expenses in line with budget
- ▶ Total operating income increased 7.46% compared to Prior Year Current Year.
- ▶ Current Year Actual Net Position \$(275,323).
- ▶ Projected positive Current Year Actual Net Position June 2024

**CAMERON COUNTY REGIONAL MOBILITY AUTHORITY**  
Statement of Revenues and Expenses - Monthly R&E - Unposted Transactions Included  
In Report From 5/1/2024 Through 5/31/2024

	Current Period Actual	Current Year Actual	Budget - Original	Annual Budget Variance - Original	Prior Year Actual	Current Year % Change
Operating Revenues						
Vehicle registration fees	\$ 323,600	\$ 2,367,290	\$ 3,450,000	\$ (1,082,710)	\$ 2,312,560	2.37
Interlocal agreements	22,946	162,931	425,700	(262,769)	138,998	17.22
Other revenues	-	4,188	10,080	(5,892)	6,933	(39.59)
Total Operating Revenues	346,546	2,534,410	3,885,780	(1,351,370)	2,458,491	3.09
Operating Expenses						
Personnel costs	118,270	791,053	1,357,306	566,253	921,423	(14.15)
Professional services	20,819	176,174	277,000	100,826	159,978	10.12
Advertising & marketing	2,106	15,342	59,000	43,658	13,978	9.76
Data processing	827	25,504	30,000	4,496	12,946	97.01
Dues & memberships	-	25,000	25,000	-	8,315	200.66
Education & training	-	199	10,000	9,801	1,545	(87.12)
Fiscal agent fees	-	8,980	52,590	43,610	12,725	(29.43)
Insurance	-	3,508	9,200	5,692	6,470	(45.78)
Maintenance & repairs	850	8,973	70,000	61,027	6,766	32.63
Office supplies	1,975	22,269	33,650	11,381	12,396	79.64
Leases	311	26,820	32,735	5,915	2,490	977.20
Travel	1,596	23,190	25,000	1,810	23,966	(3.24)
Utilities	2,133	17,807	31,624	13,817	17,766	0.23
Contingency	-	37,980	127,250	89,270	-	100.00
Total Operating Expenses	148,887	1,182,801	2,140,355	957,554	1,200,763	(1.50)
Total Operating Income (Loss)	197,659	1,351,609	1,745,425	(393,816)	1,257,728	7.46
Non Operating Revenues						
Interest income	86,296	674,191	250,000	424,191	310,441	117.17
TRZ revenue	-	-	4,000,000	(4,000,000)	-	-
Total Non Operating Revenues	86,296	674,191	4,250,000	(3,575,809)	310,441	117.17
Non Operating Expenses						
Debt principal and interest	-	1,431,497	1,970,425	538,928	1,407,322	1.72
Debt interest-LOC	-	-	25,000	25,000	-	-
Project expenses	95,635	869,626	4,000,000	3,130,374	202,001	330.51
Total Non Operating Expenses	95,635	2,301,123	5,995,425	3,694,302	1,609,323	42.99
Total Changes in Net Position	\$ 188,320	\$ (275,323)	\$ -	\$ (275,323)	\$ (41,153)	569.02

# Toll Operation Revenues and Expenses

- ▶ Total toll operating revenue Current Year Actual increased 21.47% compared to PY Current Year
- ▶ Operating expenses in line with budget
- ▶ Total operating income increased 28.10% compared to PY Current Year
- ▶ Net Position Current Year Actual \$587,027.

## CAMERON COUNTY REGIONAL MOBILITY AUTHORITY

Toll Operations Revenues Expenses - Cash - Toll Operations Revenues Expenses - Cash - Unposted Transactions Included  
In Report From 5/1/2024 Through 5/31/2024

	Current Period Actual	Current Year Actual	Budget - Original	Annual Budget Variance - Original	Prior Year Actual	Current Year % Change
<b>Toll Operating Revenues</b>						
TPS Revenues	\$ 297,097	\$ 2,475,040	\$ 2,865,000	\$ (389,960)	\$ 2,248,546	10.07
Fuego Revenues	94,412	557,300	500,000	57,300	304,029	83.30
<b>Interop Revenues</b>						
Interop revenues	136,027	929,279	995,000	(65,721)	555,394	67.32
Bridge interoperability	40,498	326,913	520,000	(193,088)	398,319	(17.93)
<b>Total Interop Revenues</b>	<b>176,525</b>	<b>1,256,191</b>	<b>1,515,000</b>	<b>(258,809)</b>	<b>953,712</b>	<b>31.72</b>
<b>Other Toll Revenues</b>						
Interlocal agreement revenues	12,167	100,119	172,517	(72,398)	106,766	(6.23)
<b>Total Other Toll Revenues</b>	<b>12,167</b>	<b>100,119</b>	<b>172,517</b>	<b>(72,398)</b>	<b>106,766</b>	<b>(6.23)</b>
<b>Total Toll Operating Revenues</b>	<b>580,200</b>	<b>4,388,650</b>	<b>5,052,517</b>	<b>(663,867)</b>	<b>3,613,053</b>	<b>21.47</b>
<b>Toll Operating Expenses</b>						
Personnel costs	65,220	460,470	938,097	477,627	367,389	25.34
Transaction processing costs	78,383	583,161	1,046,850	463,689	516,911	12.82
Toll system maintenance/IT	23,758	188,574	288,000	99,426	182,618	3.26
Roadside maintenace	32,823	344,237	615,000	270,763	371,416	(7.32)
CSC indirect/overhead costs	13,699	193,172	570,371	377,199	130,234	48.33
<b>Total Toll Operating Expenses</b>	<b>213,883</b>	<b>1,769,613</b>	<b>3,458,318</b>	<b>1,688,705</b>	<b>1,568,569</b>	<b>12.82</b>
<b>Total Operating Income (Loss)</b>	<b>366,317</b>	<b>2,619,037</b>	<b>1,594,199</b>	<b>1,024,838</b>	<b>2,044,485</b>	<b>28.10</b>
<b>Non Operating Revenues</b>						
Pass through grant revenues	-	-	1,385,000	(1,385,000)	-	-
<b>Total Non Operating Revenues</b>	<b>-</b>	<b>-</b>	<b>1,385,000</b>	<b>(1,385,000)</b>	<b>-</b>	<b>-</b>
<b>Non Operating Expenses</b>						
Debt principal and interest	-	2,032,010	2,979,199	947,189	1,836,858	10.62
<b>Total Non Operating Expenses</b>	<b>-</b>	<b>2,032,010</b>	<b>2,979,199</b>	<b>947,189</b>	<b>1,836,858</b>	<b>10.62</b>
<b>Changes in Net Position</b>	<b>\$ 366,317</b>	<b>\$ 587,027</b>	<b>\$ -</b>	<b>\$ 587,027</b>	<b>\$ 207,627</b>	<b>182.73</b>

Unaudited Financial Statements Subject to Change



# Combined Revenues and Expenses

- ▶ Total operating revenue Current Year Actual increased 14.02% compared to Prior Year Current Year
- ▶ Operating expenses in line with budget
- ▶ Total net change from operations increased 20.24% compared to PY Current Year
- ▶ Net Position Current Year Actual \$311,704.

**CAMERON COUNTY REGIONAL MOBILITY AUTHORITY**  
Combined Statement of Revenues and Expenses - Unposted Transactions Included  
In Report From 5/1/2024 Through 5/31/2024

	Current Period Actual	Current Year Actual	Budget - Original	Annual Budget Variance - Original	Prior Year Actual	Current Year % Change
Operating Revenues						
Vehicle registration fees	\$ 323,600	\$ 2,367,290	\$ 3,450,000	\$ (1,082,710)	\$ 2,312,560	2.37
Interlocal agreement	35,113	267,239	608,297	(341,058)	252,697	5.75
Toll revenues	568,033	4,288,531	4,880,000	(591,469)	3,506,287	22.31
Other revenue	-	-	-	-	-	100.00
Total Operating Revenues	926,746	6,923,060	8,938,297	(2,015,237)	6,071,544	14.02
Operating Expenses						
Personnel costs	183,490	1,251,523	2,295,403	1,043,880	1,288,812	(2.89)
Accounting software and services	-	-	3,000	3,000	-	-
Professional services	12,000	132,027	224,000	91,973	130,080	1.50
Contractual services	20,018	129,614	195,000	65,386	79,900	62.22
Advertising & marketing	6,315	72,958	159,000	86,042	73,402	(0.61)
Data processing	827	25,504	30,000	4,496	12,946	97.01
Dues & memberships	-	31,910	32,000	90	15,815	101.77
Education & training	-	199	20,000	19,801	1,545	(87.12)
Fiscal agent fees	-	8,980	57,790	48,810	12,725	(29.43)
Insurance	-	79,547	94,200	14,653	71,736	10.89
Maintenance & repairs	2,043	18,966	145,000	126,034	18,155	4.47
Office supplies	34,289	283,578	472,150	188,572	274,421	3.34
Road maintenance	71,492	567,434	959,700	392,266	601,702	(5.70)
Leases	632	55,721	73,297	17,576	16,931	229.10
Toll services	22,871	140,372	347,250	206,878	90,123	55.76
Travel	3,050	38,140	65,000	26,860	27,922	36.59
Utilities	5,582	45,132	85,024	39,892	45,640	(1.11)
Contingency	160	70,811	340,859	270,048	7,476	847.11
Total Operating Expenses	362,770	2,952,415	5,598,673	2,646,258	2,769,332	6.61
Net Change from Operations	563,976	3,970,646	3,339,624	631,022	3,302,213	20.24
Non Operating Revenue						
Pass through grant revenues	-	-	1,385,000	(1,385,000)	-	-
Interest income	86,296	674,191	250,000	424,191	310,441	117.17
TRZ Revenue	-	-	4,000,000	(4,000,000)	-	-
Total Non Operating Revenue	86,296	674,191	5,635,000	(4,960,809)	310,441	117.17
Non Operating Expenses						
Bond Debt Expense	-	3,463,507	4,949,624	1,486,117	3,244,179	6.76
Debt Interest - LOC	-	-	25,000	25,000	-	-
Project expenses	95,635	869,626	4,000,000	3,130,374	202,001	330.51
Total Non Operating Expenses	95,635	4,333,133	8,974,624	4,641,491	3,446,180	25.74
Changes in Net Position	\$ 554,637	\$ 311,704	\$ -	\$ 311,704	\$ 166,474	87.24



# Interlocal Revenues and Expenses – Monthly

## CAMERON COUNTY REGIONAL MOBILITY AUTHORITY

Statement of Revenues and Expenses

From 5/1/2024 Through 5/31/2024

	Cameron County	City of Brownsville	City of San Benito	City of Los Fresnos	Federal Funds	State Funds	Total
<b>Interlocal Revenues</b>							
SH550 GAP II	\$ -	\$ -	\$ -	\$ -	\$ 2,382	\$ -	\$ 2,382
SH 32 (East Loop)	-	169,223	-	-	-	-	169,223
COLF Side Walk	-	-	-	19,441	-	-	19,441
COLF Hike & Bike Trail Project	-	-	-	4,449	-	-	4,449
Stenger Rd TASA	-	-	6,560	-	-	-	6,560
Flor De Mayo Bridge	291,223	-	-	-	-	-	291,223
Dana Rd	27,931	-	-	-	-	-	27,931
CC- Veterans Bridge	211,445	-	-	-	193,996	34,434	439,876
CC - Consulting Services PF	16,000	-	-	-	-	-	16,000
<b>Total Interlocal Revenues</b>	<b>546,599</b>	<b>169,223</b>	<b>6,560</b>	<b>23,890</b>	<b>196,378</b>	<b>34,434</b>	<b>977,085</b>
<b>Interlocal Expenses</b>							
SH550 GAP II	-	-	-	-	2,382	-	2,382
SH 32 (East Loop)	-	169,223	-	-	-	-	169,223
COLF Side Walk	-	-	-	19,441	-	-	19,441
COLF Hike & Bike Trail Project	-	-	-	4,449	-	-	4,449
Stenger Rd TASA	-	-	6,560	-	-	-	6,560
Flor De Mayo Bridge	291,223	-	-	-	-	-	291,223
Dana Rd	27,931	-	-	-	-	-	27,931
CC- Veterans Bridge	211,445	-	-	-	193,996	34,434	439,876
CC - Consulting Services PF	16,000	-	-	-	-	-	16,000
<b>Total Interlocal Expenses</b>	<b>546,599</b>	<b>169,223</b>	<b>6,560</b>	<b>23,890</b>	<b>196,378</b>	<b>34,434</b>	<b>977,085</b>
<b>Total Changes in Net Position</b>	<b>\$ -</b>	<b>\$ -</b>	<b>\$ -</b>	<b>\$ -</b>	<b>\$ -</b>	<b>\$ -</b>	<b>\$ -</b>

Unaudited Financial Statements Subject to Change

# Interlocal Revenues and Expenses – Year to Date

## CAMERON COUNTY REGIONAL MOBILITY AUTHORITY

Statement of Revenues and Expenses

From 10/1/2023 Through 5/31/2024

	Cameron County	City of Brownsville	City of San Benito	City of Los Fresnos	Federal Funds	State Funds	Total
Interlocal Revenues							
South Padre Island 2nd Access	\$ 174,584	\$ -	\$ -	\$ -	\$ -	\$ -	\$ 174,584
SH550 GAP II	-	-	-	-	11,134	-	11,134
SH 32 (East Loop)	196,853	1,463,062	-	-	-	-	1,659,915
COLF Side Walk	-	-	-	22,315	-	-	22,315
COLF Hike & Bike Trail Project	-	-	-	4,449	-	-	4,449
Stenger Rd TASA	-	-	6,560	-	-	-	6,560
FM 509	89,806	-	-	-	-	-	89,806
Flor De Mayo Bridge	321,531	-	-	-	-	-	321,531
Dana Rd	213,580	7,210	-	-	-	-	220,790
CC- Veterans Bridge	1,426,114	-	-	-	2,491,719	442,280	4,360,113
CC - Gateway Bridge	2,750	-	-	-	-	-	2,750
CC - Consulting Services PF	64,000	-	-	-	-	-	64,000
CC - Administration Building & Parking Lot	16,288	-	-	-	-	-	16,288
Total Interlocal Revenues	2,505,507	1,470,271	6,560	26,764	2,502,853	442,280	6,954,236
Interlocal Expenses							
South Padre Island 2nd Access	174,584	-	-	-	-	-	174,584
SH550 GAP II	-	-	-	-	11,134	-	11,134
SH 32 (East Loop)	196,853	1,463,062	-	-	-	-	1,659,915
COLF Side Walk	-	-	-	22,315	-	-	22,315
COLF Hike & Bike Trail Project	-	-	-	4,449	-	-	4,449
Stenger Rd TASA	-	-	6,560	-	-	-	6,560
FM 509	89,806	-	-	-	-	-	89,806
Flor De Mayo Bridge	321,531	-	-	-	-	-	321,531
Dana Rd	213,580	7,210	-	-	-	-	220,790
CC- Veterans Bridge	1,426,114	-	-	-	2,491,719	442,280	4,360,113
CC - Gateway Bridge	2,750	-	-	-	-	-	2,750
CC - Consulting Services PF	64,000	-	-	-	-	-	64,000
CC - Administration Building & Parking Lot	16,288	-	-	-	-	-	16,288
Total Interlocal Expenses	2,505,507	1,470,271	6,560	26,764	2,502,853	442,280	6,954,236
Total Changes in Net Position	\$ -	\$ -	\$ -	\$ -	\$ -	\$ -	\$ -

Unaudited Financial Statements Subject to Change

# Balance Sheet

	Current Year
<b>ASSETS</b>	
Current Assets:	
Cash and cash equivalents	\$ 6,569,087
Restricted cash - projects	6,117,005
Restricted cash accounts - debt service	5,370,509
Restricted cash - bond proceeds	2,090,342
Restricted cash - Transportation Reinvestment Zone (TRZ)	9,147,725
Accounts receivable, net	
Vehicle Registration Fees - Receivable	1,326,815
Other	5,125,531
Total Accounts receivable, net	6,452,346
Accounts receivable - other agencies	2,436,052
Prepaid expenses	74,191
Total Current Assets:	38,257,255
Non Current Assets:	
Capital assets, net	93,529,834
Capital projects in progress	23,555,444
Unamortized bond prepaid costs	85,388
Net pension asset	164,797
Total Non Current Assets:	117,335,463
Deferred Outflow of Resources	
Deferred outflow related to pension	288,854
Total ASSETS	155,881,572
<b>LIABILITIES</b>	
Current Liabilities	
Accounts payable	879,782
Unearned revenue	5,853,437
Total Current Liabilities	6,733,219
Non Current Liabilities	
Due to other agencies	16,134,188
Long term bond payable	72,662,883
Total Non Current Liabilities	88,797,071
Deferred Inflows of Resources	
Deferred inflows related to pension	170,943
Total LIABILITIES	95,701,232
<b>NET POSITION</b>	
Beginning net position	
Total Beginning net position	55,690,575
Changes in net position	
Total Changes in net position	4,489,765
Total NET POSITION	60,180,340
TOTAL LIABILITIES, DEFERRED INFLOWS AND NET POSITION	\$ 155,881,572



# Statement of Cash Flows

## CAMERON COUNTY REGIONAL MOBILITY AUTHORITY

### Statement of Cash Flows

As of 5/31/2024

	Current Period	Current Year
Cash Flows from Operating Activities		
Receipts from vehicle registration fees	\$ -	\$ 1,636,800
Receipts from interop toll revenues	168,260	1,234,495
Receipts from TPS toll revenues	423,620	3,202,733
Receipts from other operating revenues	25,167	207,508
Payments to vendors	(264,002)	(1,924,082)
Payments to employees	(178,672)	(1,257,703)
Total Cash Flows from Operating Activities	174,373	3,099,751
Cash Flows from Capital and Related Financing Activities		
Acquisitions of property and equipment	(161,906)	(645,416)
Acquisitions of construction in progress	400,816	(4,428,736)
Payments on principal and interest	-	(3,768,009)
Payment on interlocal project expenses	(1,056,720)	(7,759,862)
Advances and Interlocal project proceeds	3,314,203	18,188,088
Total Cash Flows from Capital and Related Financing Activities	2,496,393	1,586,066
Cash Flows from Investing Activities		
Receipts from interest income	86,296	674,191
Total Cash Flows from Investing Activities	86,296	674,191
Beginning Cash & Cash Equivalents	26,537,606	23,934,659
Ending Cash & Cash Equivalents	\$ 29,294,668	\$ 29,294,668

Unaudited Financial Statements Subject to Change

# Budget Amendment

## Budget Amendment (Line item transfer) #3 FY2024

### Description:

GL#	GL Description	Current	Budget Amended	Net Change
<b>100</b>	<b>Admin Operation</b>			
51400	Payroll Benefits - Health	\$ 182,563	\$ 168,563	\$ (14,000)
60127	Consulting	185,000	181,000	(4,000)
60135	Legal expense	50,000	65,000	15,000
60150	Dues & memberships	25,000	25,500	500
60165	Maintenance & repairs	70,000	65,000	(5,000)
60180	Office Supplies	20,000	23,000	3,000
60200	Travel	25,000	28,000	3,000
60206	Internet	12,500	13,500	1,000
60211	Phone System	4,124	4,624	500
	<b>Total Fund 100</b>	<b>\$ 574,187</b>	<b>\$ 574,187</b>	<b>\$ -</b>

GL#	GL Description	Current	Amended	Net Change
<b>525</b>	<b>Toll Operations</b>			
60150	Dues & memberships	\$ 7,000	\$ 8,000	\$ 1,000
60195	Rental- storage unit	4,000	4,200	200
60196	Shipping charges	2,500	2,300	(200)
60206	Internet	15,000	16,000	1,000
70152	Texas DMV Lookup	48,000	46,000	(2,000)
	<b>Total Fund 525</b>	<b>\$ 76,500</b>	<b>\$ 76,500</b>	<b>\$ -</b>

*Victor J. Barron*

Victor J. Barron, Chief Financial Officer

6.14.24

Date

*Pete Sepulveda, Jr.*

Pete Sepulveda, Jr. Executive Director

06.14.24

Date

# Debt Collections

## Cameron County Regional Mobility Authority Duncan Collections FY 2024

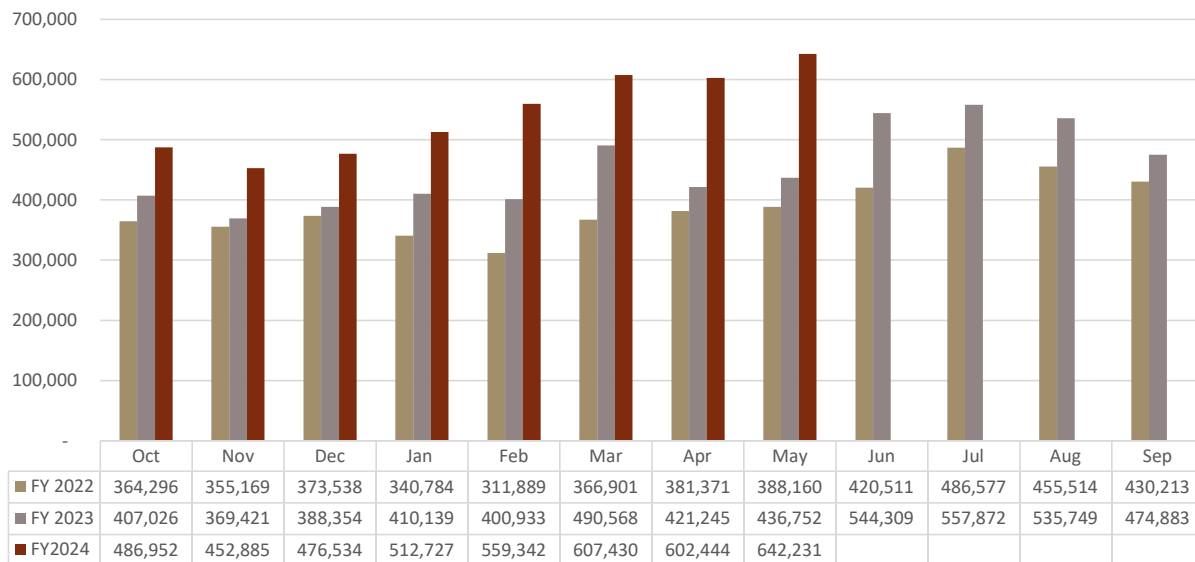
Month	Duncan Total Collections	Duncan Reimbursed Pre-paid Base Tolls	Duncan Collections (Net of Prepaid Base Tolls)	Amount due to Duncan (Violation Fees)	Amount due to CCRMA (Violation Fees)	Base Toll
Oct-23	\$ 30,233	\$ 3,530	\$ 26,703	\$ 11,824	\$ 14,880	\$ 59,866
Nov-23	32,967	2,635	30,332	13,201	17,131	39,839
Dec-23	23,395	2,070	21,326	9,329	11,997	40,883
Jan-24	45,122	4,050	41,072	18,130	22,942	75,664
Feb-24	82,857	8,920	73,937	32,853	41,084	47,098
Mar-24	56,585	3,716	52,869	21,849	31,020	-
Apr-24	80,142	10,088	70,055	28,069	41,985	-
May-24	35,485	1,432	34,053	12,740	21,313	-
Total FY'24	\$ 386,787	\$ 36,441	\$ 350,347	\$ 147,995	\$ 202,352	\$ 263,350





TOLL OPERATIONS REPORT MAY 2024

SH 550 Transactions



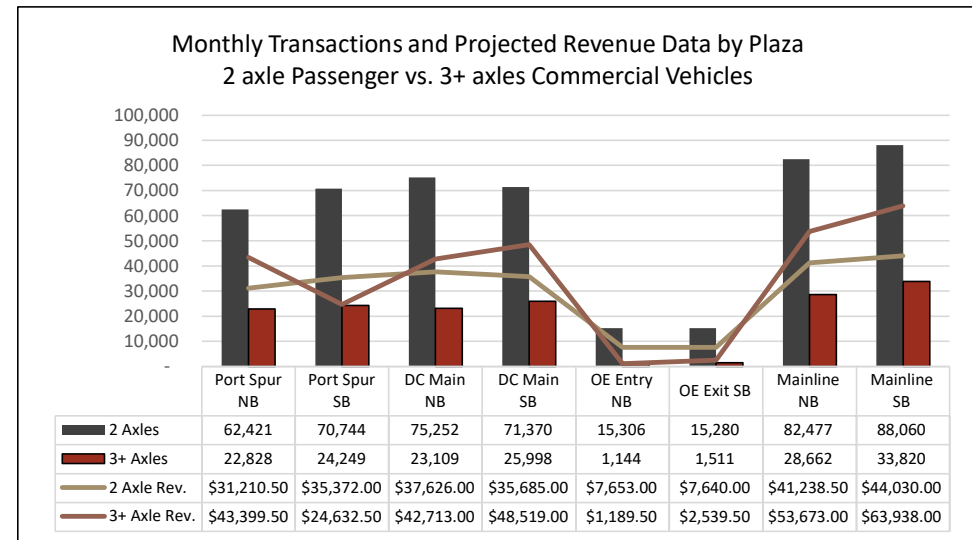
FY YEAR	TOTAL
FY 2022	4,674,923
FY 2023	5,437,251
FY 2024* *Through May	4,340,545

47 % increase compared to May 2023  
29% increase removing Direct Connector NB due to accident.

# SH 550 YEAR-TO-YEAR TRAFFIC COMPARISON



May Transaction and Projected Revenue Data by Axle				
2 Axle Passenger Vehicle vs. 3+ Axles Commercial Vehicle				
per Plaza				
Plaza	2 Axles	3+ Axles	2 Axle Rev.	3+ Axle Rev.
Port Spur NB	62,421	22,828	\$ 31,210.50	\$ 43,399.50
Port Spur SB	70,744	24,249	\$ 35,372.00	\$ 24,632.50
DC Main NB	75,252	23,109	\$ 37,626.00	\$ 42,713.00
DC Main SB	71,370	25,998	\$ 35,685.00	\$ 48,519.00
OE Entry NB	15,306	1,144	\$ 7,653.00	\$ 1,189.50
OE Exit SB	15,280	1,511	\$ 7,640.00	\$ 2,539.50
Mainline NB	82,477	28,662	\$ 41,238.50	\$ 53,673.00
Mainline SB	88,060	33,820	\$ 44,030.00	\$ 63,938.00
Total by Axles	480,910	161,321	\$ 240,455.00	\$ 280,604.00
Month Total		642,231	\$	521,059.00



# MAY 2024

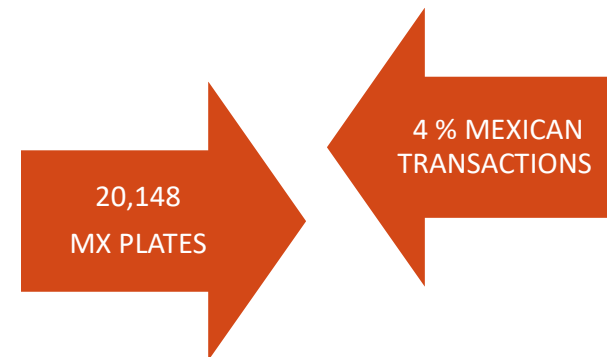


## MAY ESTIMATE TAG PENETRATION

	CUSIOP TAGS					PBM	TOLL PLUS		
	DNT	HCTRA	KTA	OTA	TEX	OTHER	PHARR	FUEGO	Grand Total
Good Tag	8,718	26,275	338	836	68,609		16,639	61,210	182,625
Invalid Tags	2,272	4,988	101	535	12,945		2,183	15,604	38,628
Negative	28				2,386				2,414
Non Tag						418,564			418,564
									-
<b>Grand Total</b>	<b>11,018</b>	<b>31,263</b>	<b>439</b>	<b>1,371</b>	<b>83,940</b>	<b>418,564</b>	<b>18,822</b>	<b>76,814</b>	<b>642,231</b>
Percent Inv/Neg	21%	16%	23%	39%	18%		12%	20%	6%
Tag Penetration									35%
<b>Valid Tag Penetration</b>									<b>28%</b>
Estimated PBM 459,606									72%
<b>Estimated Pharr Tag Projected Revenue</b>									<b>\$ 30,047.00</b>
<b>Estimated Fuego Tag Projected Revenue</b>									<b>\$ 43,274.50</b>
<b>Estimated Tag Projected Revenue</b>									<b>\$ 60,147.00</b>
<b>Estimated PBM Projected Revenue</b>									<b>\$ 387,590.50</b>

# MEXICAN TRAFFIC REVENUE FY 2024

Month	Transactions	Revenue
October	20,047	\$ (37,285.38)
November	21,975	\$ (43,344.85)
December	20,054	\$ (42,150.49)
January	32,020	\$ (67,175.36)
February	23,233	\$ (50,165.97)
March	22,435	\$ (33,061.59)
April	24,230	\$ (29,685.55)
May	23,535	\$ (35,172.94)
June		
July		
August		
September		
<b>Grand Total</b>	<b>187,529</b>	<b>-\$338,042.13</b>





# Mail Report FY 2024



## InfoSend Mail Report

Month	Files Created	Postage	Mail Process Fee	Total Cost
October	74,429	\$38,732.06	\$10,636.42	\$49,368.48
November	55,008	\$28,638.69	\$7,855.18	\$36,493.87
December	50,958	\$26,595.57	\$7,348.88	\$33,944.45
January	61,911	\$31,289.86	\$8,538.69	\$39,828.55
February	45,779	\$24,220.33	\$6,624.71	\$30,845.04
March	52,096	\$27,519.41	\$7,497.28	\$35,016.69
April	67,289	\$35,489.99	\$9,626.98	\$45,116.97
May	59,353	\$30,188.38	\$8,242.95	\$38,431.33
June				
July				
August				
September				



# PAYMENT PROCESSING FY 2024

Source	Payment Mode	OCT	NOV	DEC	JAN	FEB	MAR	APR	MAY	JUN	JUL	AUG	SEP
CSC Payments	Bank												
	Cashier Check					\$2.34	\$72.35	\$66.17					
	Cash	\$2,665.61	\$1,742.68	\$2,425.12	\$2,106.53	\$2,485.62	\$3,435.97	\$2,633.34	\$1,912.23				
	Check	\$14,390.64	\$13,430.00	\$9,895.20	\$14,649.75	\$12,209.56	\$14,299.96	\$16,129.75	\$19,638.52				
	CreditCard	\$50,448.24	\$42,773.18	\$45,844.74	\$49,771.53	\$62,228.18	\$66,828.95	\$70,685.23	\$69,360.53				
	DebitCard	\$40,579.70	\$44,635.06	\$36,869.30	\$40,414.40	\$51,165.42	\$47,393.20	\$53,429.95	\$51,204.21				
	MoneyOrder	\$1,231.28	\$943.56	\$777.92	\$1,310.94	\$1,171.15	\$894.65	\$1,040.17	\$1,168.66				
	<b>Total Amount</b>	<b>\$109,315.47</b>	<b>\$ 103,524.48</b>	<b>\$ 95,812.28</b>	<b>\$ 108,253.15</b>	<b>\$ 129,262.27</b>	<b>\$ 132,925.08</b>	<b>\$ 143,984.61</b>	<b>\$ 143,284.15</b>	<b>\$ -</b>	<b>\$ -</b>	<b>\$ -</b>	<b>\$ -</b>
WEB Payments													
	Bank	\$7,842.95	\$5,561.19	\$5,912.36	\$5,496.99	\$8,227.22	\$6,561.67	\$9,532.16	\$2,253.74				
	CreditCard	\$84,607.86	\$72,694.85	\$70,366.77	\$72,332.92	\$64,441.31	\$80,408.42	\$73,083.67	\$94,240.65				
	DebitCard	\$127,764.98	\$119,944.86	\$104,784.41	\$112,509.70	\$113,852.98	\$130,847.05	\$122,103.21	\$115,164.43				
	<b>Total Amount</b>	<b>\$ 220,215.79</b>	<b>\$ 198,200.90</b>	<b>\$ 181,063.54</b>	<b>\$ 190,339.61</b>	<b>\$ 186,521.51</b>	<b>\$ 217,817.14</b>	<b>\$ 204,719.04</b>	<b>\$ 211,658.82</b>	<b>\$ -</b>	<b>\$ -</b>	<b>\$ -</b>	<b>\$ -</b>
<b>Combined Total</b>		<b>\$ 329,531.26</b>	<b>\$ 301,725.38</b>	<b>\$ 276,875.82</b>	<b>\$ 298,592.76</b>	<b>\$ 315,783.78</b>	<b>\$ 350,742.22</b>	<b>\$ 348,703.65</b>	<b>\$ 354,942.97</b>	<b>\$ -</b>	<b>\$ -</b>	<b>\$ -</b>	<b>\$ -</b>
YTD												<b>\$ 2,576,897.84</b>	

# OUT OF STATE BILLING & PAYMENTS



Month	Number of Invoices	Invoiced Amount (w/fees)	Amount Paid	Outstanding Amount
October	782	\$25,539.05	\$16,194.22	\$9,344.83
November	572	\$20,116.05	\$5,145.96	\$14,970.09
December	577	\$19,226.78	\$4,390.68	\$14,836.10
January	678	\$16,063.25	\$4,963.48	\$11,099.77
February	844	\$17,275.09	\$6,110.40	\$11,164.69
March	914	\$15,570.82	\$4,517.25	\$11,053.57
April	1100	\$12,552.37	\$2,066.02	\$10,486.35
May	974	\$9,512.36	\$1,926.83	\$7,585.53
June				
July				
August				
September				
<b>Total</b>	<b>6,441</b>	<b>\$135,855.77</b>	<b>\$45,314.84</b>	<b>\$90,540.93</b>
<i>Amounts change due to nonpayment and accrual of fees. New payments also affect balance.</i>				

# CSC PERFORMANCE MAY 2024

## Total Calls Received: 3,208

- Answered: 3,112
- Missed: 3%



## TVC Account Settlements

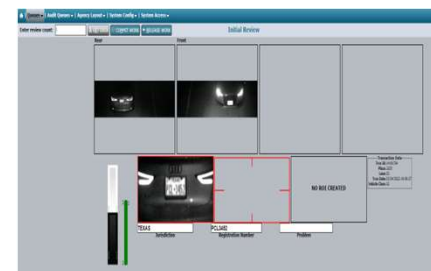
- 18 Settlements
- Total Amount Collected: \$11,368.46
- 8 Fuego Registrations

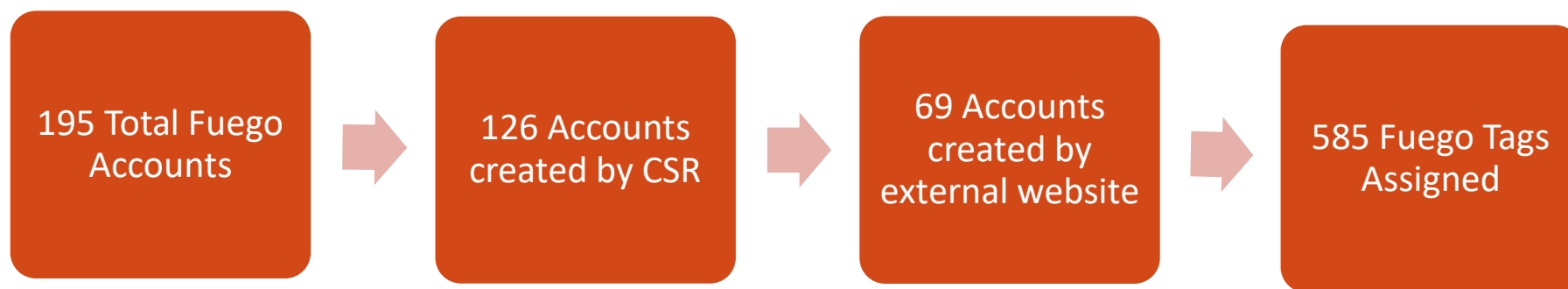
## 9 Disabled Veterans Enrollments



## Image Review

- Total Images Processed: 442,918
- Average Image/min: 12
- Average time on IR: 599 hrs.





# MAY 2024 FUEGO ACCOUNTS

---





# HCTRA BOS MIGRATION



## Updates:

- New Circuit completed on May 31,2024.
- CSR Training completed on June 13,2024.
- Financial & Tag Fulfillment training completed on June 19,2024.
- Tentative Go-live date July 15,2024.

Dates	Tasks
Monday, June 17,2024	Email 1st correspondence to Fuego Customers.
Monday, June 24, 2024	Kapsch stops posting ALL transactions to Viaplus BOS AVI/image review/CTRMA IOP. Kapsch deploys the new software solution (which will interact with HCTRA BOS on 7/15/24)
Friday, June 28, 2024	All in-flight transactions in Image review to finish and sent to Viaplus for further BOS processing
Monday, July 1, 2024	Email 2nd correspondence to Fuego Customers.
Friday, July 5, 2024	All in-flight transactions to CTRMA (IOP outbound) should be received by HUB and disposition sent back to CCRMA. Stop Image Review Process
Monday, July 8, 2024	Stop invoice generation. Process final collection files. Process outstanding tag fulfillments and stop process. Add notice to website informing customers about system updates.
Wednesday, July 10, 2024	Pre-Go-live shutdown. Stop sending TVL to the lanes. Stop Via Plus BOS.
Thursday, July 11, 2024	Final DB backup. Verify Via Plus pre-go live activity completed. Email last correspondence to Fuego Customers.
Friday July 12 to Sunday July 14,2024	CCRMA & HCTRA working to verify BOS functionality
Monday, July 15, 2024	New BOS ready for operations. HCTRA sends new bulk and incremental TVL including CCRMA tags to CUSIOP. Kapsch releases roadside transactions to HCTRA BOS. Contact Customer to add Credit/Debit cards to accounts for autopay service.
Tuesday, July 16, 2024	HCTRA BOS will send IOP transactions to CUSIOP. HCTRA BOS will receive IOP Inbound Transactions from CUSIOP.



# TOLL OPERATIONS MONTHLY REPORT

*JANETT HUERTA*

Toll Operations Administrator

**MAY 2024**

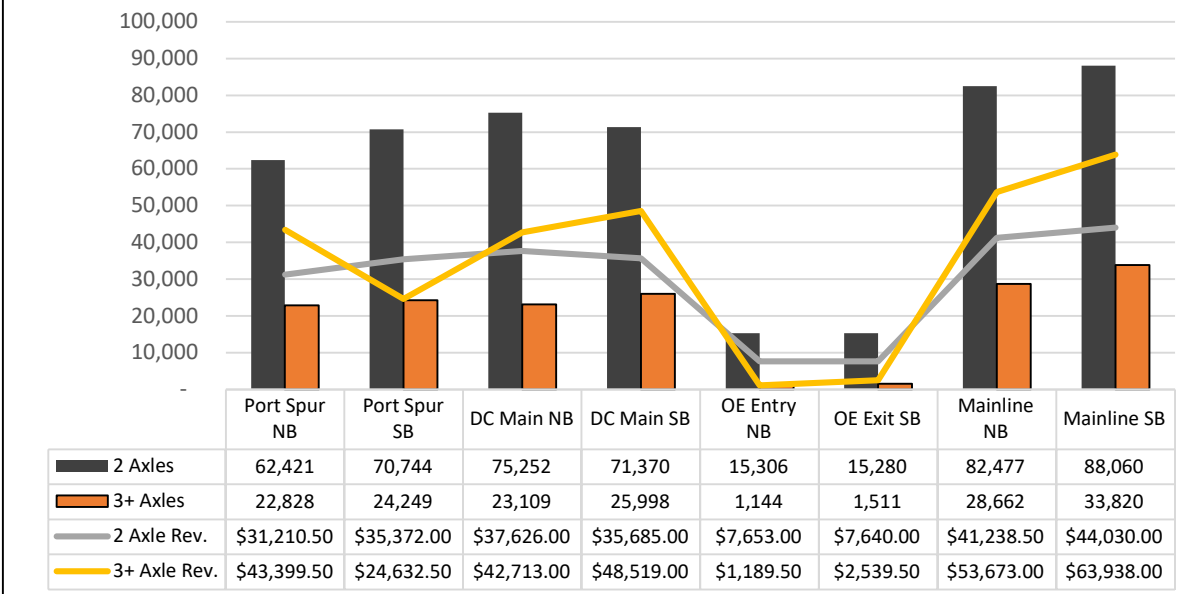






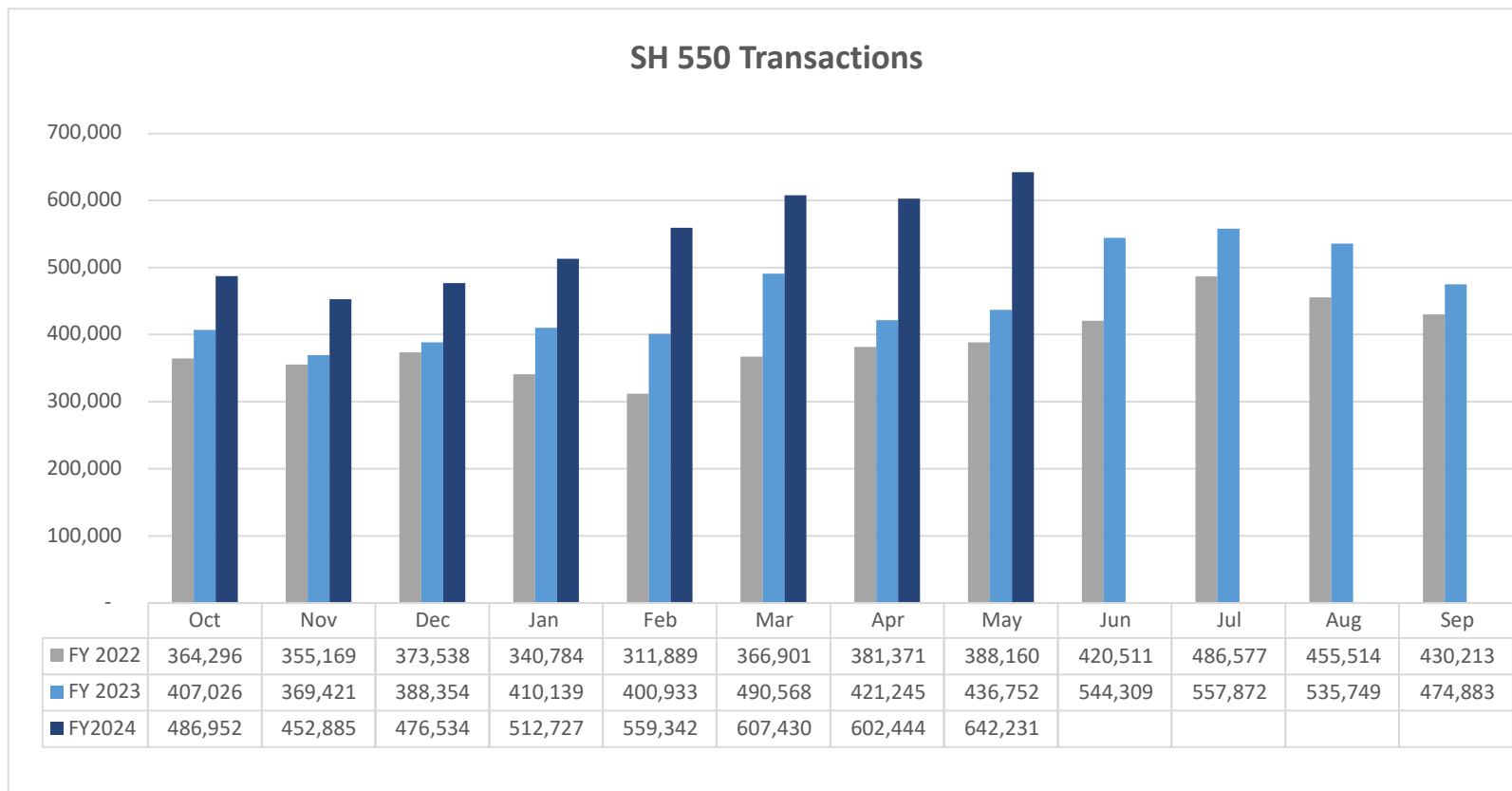
May Transaction and Projected Revenue Data by Axle				
2 Axle Passenger Vehicle vs. 3+ Axles Commercial Vehicle				
per Plaza				
Plaza	2 Axles	3+ Axles	2 Axle Rev.	3+ Axle Rev.
Port Spur NB	62,421	22,828	\$ 31,210.50	\$ 43,399.50
Port Spur SB	70,744	24,249	\$ 35,372.00	\$ 24,632.50
DC Main NB	75,252	23,109	\$ 37,626.00	\$ 42,713.00
DC Main SB	71,370	25,998	\$ 35,685.00	\$ 48,519.00
OE Entry NB	15,306	1,144	\$ 7,653.00	\$ 1,189.50
OE Exit SB	15,280	1,511	\$ 7,640.00	\$ 2,539.50
Mainline NB	82,477	28,662	\$ 41,238.50	\$ 53,673.00
Mainline SB	88,060	33,820	\$ 44,030.00	\$ 63,938.00
Total by Axles	480,910	161,321	\$ 240,455.00	\$ 280,604.00
<b>Month Total</b>		<b>642,231</b>	<b>\$</b>	<b>521,059.00</b>

Monthly Transactions and Projected Revenue Data by Plaza  
2 axle Passenger vs. 3+ axles Commercial Vehicles



# Year to Year Traffic Comparison

**2022-2024**



FY Year Total	
FY 2022	4,674,923
FY 2023	5,437,251
FY 2024*	4,340,545
*Through May	

47 % increase compared to May 2023  
 29% increase removing Direct Connector NB due to accident.

## Tag Penetration for the Month

May 2024

	CUSIOP TAGS					PBM	TOLL PLUS		
	DNT	HCTRA	KTA	OTA	TEX	OTHER	PHARR	FUEGO	Grand Total
Good Tag	8,718	26,275	338	836	68,609		16,639	61,210	182,625
Invalid Tags	2,272	4,988	101	535	12,945		2,183	15,604	38,628
Negative	28				2,386				2,414
Non Tag						418,564			418,564
									-
<b>Grand Total</b>	<b>11,018</b>	<b>31,263</b>	<b>439</b>	<b>1,371</b>	<b>83,940</b>	<b>418,564</b>	<b>18,822</b>	<b>76,814</b>	<b>642,231</b>
Percent Inv/Neg	21%	16%	23%	39%	18%		12%	20%	6%
Tag Penetration									35%
<b>Valid Tag Penetration</b>									<b>28%</b>
Estimated PBM 459,606									72%
<b>Estimated Pharr Tag Projected Revenue</b>									<b>\$ 30,047.00</b>
<b>Estimated Fuego Tag Projected Revenue</b>									<b>\$ 43,274.50</b>
<b>Estimated Tag Projected Revenue</b>									<b>\$ 60,147.00</b>
<b>Estimated PBM Projected Revenue</b>									<b>\$ 387,590.50</b>

## SH 550 Mexican Traffic Revenue FY 2024

Month	Transactions	Revenue
October	20,047 \$	(37,285.38)
November	21,975 \$	(43,344.85)
December	20,054 \$	(42,150.49)
January	32,020 \$	(67,175.36)
February	23,233 \$	(50,165.97)
March	22,435 \$	(33,061.59)
April	24,230 \$	(29,685.55)
May	23,535 \$	(35,172.94)
June		
July		
August		
September		
<b>Grand Total</b>	<b>187,529</b>	<b>-\$338,042.13</b>

### Mexican License Plates Recorded

20,148

### # of Transactions

191,182 Total # of Mexican Transactions  
 187,529 Posted to MX Acct  
 3,653 Posted to Fuego & TVC (assumption)

4,340,545 Total Transactions for FY24  
 4% Percentage of MX Transactions

### Mexican Vehicle Transaction Count by Axle

FY 2024

Month	6 Axle	5 Axle	4 Axle	3 Axle	2Axle	Total Transactions
October	4,191	5,746	132	1,720	8,258	20,047
November	6,441	5,332	144	1,047	9,011	21,975
December	6,650	4,989	128	2,079	6,208	20,054
January	9,094	9,873	248	2,373	10,432	32,020
February	6,999	7,621	154	955	7,504	23,233
March	2,227	5,159	185	2,456	12,408	22,435
April	1,435	4,196	168	2,142	16,289	24,230
May	2,677	5,138	178	2,920	12,622	23,535
June						-
July						-
August						-
September						-
<b>Grand Total</b>	<b>39,714</b>	<b>48,054</b>	<b>1,337</b>	<b>15,692</b>	<b>82,732</b>	<b>187,529</b>
<b>3axle +</b>	<b>104,797</b>	<b>56%</b>				
<b>2axle</b>	<b>82,732</b>	<b>44%</b>				
<b>Total No. of MX Transactions</b>	<b>187,529</b>					

*\*these transactions are not getting billed*

### Mexican License Plates Recorded

20,148

4,340,545 Total Transactions for FY 2024  
4% Percentage of MX Transactions

## Out Of State Billing and Payments

**FY 2024**



Month	Number of Invoices	Invoiced Amount (w/fees)	Amount Paid	Outstanding Amount
October	782	\$25,539.05	\$16,194.22	\$9,344.83
November	572	\$20,116.05	\$5,145.96	\$14,970.09
December	577	\$19,226.78	\$4,390.68	\$14,836.10
January	678	\$16,063.25	\$4,963.48	\$11,099.77
February	844	\$17,275.09	\$6,110.40	\$11,164.69
March	914	\$15,570.82	\$4,517.25	\$11,053.57
April	1100	\$12,552.37	\$2,066.02	\$10,486.35
May	974	\$9,512.36	\$1,926.83	\$7,585.53
June				
July				
August				
September				
<b>Total</b>	<b>6,441</b>	<b>\$135,855.77</b>	<b>\$45,314.84</b>	<b>\$90,540.93</b>

*Amounts change due to nonpayment and accrual of fees. New payments also affect balance.*



## Collection Transfer and Payments

**FY 2024**



Month	Invoice Count	Amount Transferred to Collections	Amount Paid to CCRMA
October	9,342	\$618,375.79	\$74,745.74
November	6,342	\$421,533.00	\$56,970.00
December	6,408	\$427,559.00	\$52,879.00
January	11,889	\$790,410.00	\$98,606.00
February	9,216	\$614,868.00	\$88,182.00
March	7,692	\$520,531.00	\$31,020.00
April	8,636	\$592,216.00	\$41,985.00
May	7,120	\$459,320.00	\$21,313.00
June			
July			
August			
September			
<b>Total</b>	<b>66,645</b>	<b>\$4,444,812.79</b>	<b>\$465,700.74</b>



## Payment Processing

2024

Source	Payment Mode	OCT	NOV	DEC	JAN	FEB	MAR	APR	MAY	JUN	JUL	AUG	SEP
CSC Payments	Bank												
	Cashier Check					\$2.34	\$72.35	\$66.17					
	Cash	\$2,665.61	\$1,742.68	\$2,425.12	\$2,106.53	\$2,485.62	\$3,435.97	\$2,633.34	\$1,912.23				
	Check	\$14,390.64	\$13,430.00	\$9,895.20	\$14,649.75	\$12,209.56	\$14,299.96	\$16,129.75	\$19,638.52				
	CreditCard	\$50,448.24	\$42,773.18	\$45,844.74	\$49,771.53	\$62,228.18	\$66,828.95	\$70,685.23	\$69,360.53				
	DebitCard	\$40,579.70	\$44,635.06	\$36,869.30	\$40,414.40	\$51,165.42	\$47,393.20	\$53,429.95	\$51,204.21				
	MoneyOrder	\$1,231.28	\$943.56	\$777.92	\$1,310.94	\$1,171.15	\$894.65	\$1,040.17	\$1,168.66				
	<b>Total Amount</b>	<b>\$109,315.47</b>	<b>\$ 103,524.48</b>	<b>\$ 95,812.28</b>	<b>\$ 108,253.15</b>	<b>\$ 129,262.27</b>	<b>\$ 132,925.08</b>	<b>\$ 143,984.61</b>	<b>\$ 143,284.15</b>	<b>\$ -</b>	<b>\$ -</b>	<b>\$ -</b>	<b>\$ -</b>
WEB Payments	Bank	\$7,842.95	\$5,561.19	\$5,912.36	\$5,496.99	\$8,227.22	\$6,561.67	\$9,532.16	\$2,253.74				
	CreditCard	\$84,607.86	\$72,694.85	\$70,366.77	\$72,332.92	\$64,441.31	\$80,408.42	\$73,083.67	\$94,240.65				
	DebitCard	\$127,764.98	\$119,944.86	\$104,784.41	\$112,509.70	\$113,852.98	\$130,847.05	\$122,103.21	\$115,164.43				
	<b>Total Amount</b>	<b>\$ 220,215.79</b>	<b>\$ 198,200.90</b>	<b>\$ 181,063.54</b>	<b>\$ 190,339.61</b>	<b>\$ 186,521.51</b>	<b>\$ 217,817.14</b>	<b>\$ 204,719.04</b>	<b>\$ 211,658.82</b>	<b>\$ -</b>	<b>\$ -</b>	<b>\$ -</b>	<b>\$ -</b>
	<b>Combined Total</b>	<b>\$ 329,531.26</b>	<b>\$ 301,725.38</b>	<b>\$ 276,875.82</b>	<b>\$ 298,592.76</b>	<b>\$ 315,783.78</b>	<b>\$ 350,742.22</b>	<b>\$ 348,703.65</b>	<b>\$ 354,942.97</b>	<b>\$ -</b>	<b>\$ -</b>	<b>\$ -</b>	<b>\$ -</b>
												YTD	\$ 2,576,897.84

Daily Average      \$3,526.31   \$   3,450.82   \$   3,090.72   \$   3,492.04   \$   4,616.51   \$   4,287.91   \$   4,799.49   \$   4,622.07   \$   -   \$   -   \$   -   \$   -

## Mail Batch Summary Report

FY 2024



Month	Toll Bill			1st Notice			2nd Notice			Final Notice			Total Generated
	Generated	Completed	Bad Address	Generated	Completed	Bad Address	Generated	Completed	Bad Address	Generated	Completed	Bad Address	
October	29,400	29,400	-	17,920	16,988	932	16,501	15,528	973	13,387	12,513	874	77,208
November	20,450	20,450	-	13,001	12,349	652	11,574	10,882	692	12,024	11,216	808	57,049
December	20,156	20,156	-	11,477	10,879	598	10,859	10,163	696	10,441	9,760	681	52,933
January	24,609	24,609	-	13,460	12,766	694	11,339	10,641	698	12,345	11,491	854	61,753
February	21,440	21,440	-	8,194	7,714	480	8,595	8,051	544	9,083	8,478	605	47,312
March	24,235	24,235	-	13,253	12,524	729	8,632	8,055	577	7,814	7,282	532	53,934
April	34,253	34,253	-	15,369	14,540	829	10,277	9,599	678	9,570	8,897	673	69,469
May	27,413	27,413	-	15,384	14,598	786	9,242	8,646	596	7,314	6,802	512	59,353
June			-			-			-			-	-
July			-			-			-			-	-
August			-			-			-			-	-
September			-			-			-			-	-
	201,956	201,956	-	108,058	102,358	5,700	87,019	81,565	5,454	81,978	76,439	5,539	479,011



## IMAGE REVIEW OVERVIEW

FY 2024

Month	1st Review	2nd Review	3rd Review	3rd Review %	Total
October	163,164	155,320	13,855	4%	332,339
November	173,451	169,460	17,051	5%	359,962
December	183,699	191,717	17,229	5%	392,645
January	219,158	221,240	21,620	5%	462,018
February	229,505	217,864	20,870	5%	468,239
March	223,286	230,931	23,019	5%	477,236
April	243,382	231,871	22,741	5%	497,994
May	219,446	203,889	19,583	5%	442,918
June					-
July					-
August					-
September					-
Total p/Review	1,655,091	1,622,292	155,968		
Total Images Processed					3,433,351

## IMAGE REVIEW OVERVIEW by CSR

May 2024

CSR	1st Review	2nd Review	3rd Review	Total
Misread			981	981
Barbara	15,211	4,817		20,028
Lulu	25			25
Jose Luis	20,429	13,737	6,959	41,125
Juan	22,135	5,304	5,354	32,793
Keyla	41,658	39,623		81,281
Robert	16,345	76,345		92,690
Melissa	26,855	12,581		39,436
Itzel	31,562	21,640		53,202
Shelby	34,486	17,586		52,072
				-
Mary		5,326	405	5,731
Janett	8,059	729	5,884	14,672
Lily	2,681	6,201		8,882
Total Images Processed				442,918



## Code Off Report

FY 2024

GANTRY	OCT	NOV	DEC	JAN	FEB	MAR	APR	MAY	JUN	JUL	AUG	SEP	TOTAL
SH550-Main-North	5%	6%	6%	5%	6%	5%	6%	6%					6%
SH550-Main-South	5%	5%	6%	6%	6%	7%	8%	7%					6%
Port Spur NB	8%	11%	9%	8%	8%	8%	6%	7%					8%
Port Spur SB	8%	10%	7%	9%	7%	11%	6%	6%					8%
DC North	5%	6%	6%	5%	5%	4%	5%	5%					5%
DC South	5%	5%	5%	5%	6%	5%	6%	6%					6%
Old Alice Rd E NB	14%	13%	14%	13%	15%	14%	15%	15%					14%
Old Alice Rd X SB	16%	15%	15%	14%	12%	12%	13%	14%					14%
<b>Code Off Rate to Transactions p/mo</b>	<b>4%</b>	<b>5%</b>	<b>4%</b>	<b>5%</b>	<b>5%</b>	<b>5%</b>	<b>5%</b>	<b>4%</b>					5%

May Breakdown - Reason Codes									
	Main N	Main S	Port Spur N	Port Spur S	DC N	DC S	OA N	OA S	Total
Camera Issue	49	64	76	233	55	56	99	21	653
Image Quality	885	1842	770	999	237	928	55	128	5,844
Exempt	344	390	268	232	276	208	136	125	1,979
Unreadable	1445	1514	1094	1111	988	1150	284	140	7,726
Disable Veteran	1718	1812	1405	1394	1746	1554	976	1030	11,635
<b>Total per Plaza</b>	<b>4,441</b>	<b>5,622</b>	<b>3,613</b>	<b>3,969</b>	<b>3,302</b>	<b>3,896</b>	<b>1,550</b>	<b>1,444</b>	<b>27,837</b>

Code Off Breakdown by Plaza/Lane May 2024																																				
	Main N				Main S				Port Spur N				Port Spur S				DC N				DC S				OA N				OA S				Total			
	Ln 1	LN 2	LN 3	Total	Ln 4	LN 5	LN 6	Total	Ln 1	LN 2	LN 3	Total	Ln 1	LN 2	LN 3	Total	Ln 1	LN 2	LN 3	Total	Ln 4	LN 5	LN 6	Total	Ln 1	LN 2	LN 3	Total	Ln 1	LN 2	LN 3	Total				
Camera Issue		27	22	49	2	32	30	64	23	53		76		233		233	40	12	3	55	9	46	1	56		99		99		21		21	653			
Image Quality		641	244	885	636	1203	3	1842	6	764		770		999		999	2	176	59	237	375	552	1	928		55		55	128		128		5844			
Exempt		121	223	344	130	260		390		268		268		232		232	1	145	130	276	116	92		208		136		136	125		125		1979			
Unreadable		896	549	1445	309	1198	7	1514	56	1038		1094		1111		1111	15	702	271	988	297	851	2	1150		284		284	140		140		7726			
Disable Veteran		708	1010	1718	631	1181		1812	3	1402		1405		1394		1394	1	1083	662	1746	679	875		1554		976		976	1030		1030		11635			
Total per Plaza	4441				5622				3613				3969				3302				3896				1550				1444				27,837			

Code Off Rate to Transactions  
for the month 4%

### FY 2024 CSR Monthly Call Report

CSR Name	October	November	December	January	February	March	April	May	June	July	August	September	Total
Barbara	646	506	411	447	454	471	556	241					3,732
Itzel						96	568	559					1,223
Juan	560	487	386	465	345	332	304	278					3,157
Jose Luis	542	353	344	360	257	305	295	280					2,736
Keyla	691	334	221	226	250	348	399	228					2,697
Robert	372	261	226	180	262	232	103	232					1,868
Melissa	123	447	511	609	492	465	842	756					4,245
Shelby		230	271	323	416	508	175	465					2,388
Mary	111	53	39	64	92	19	45	51					474
Lily	70	73	56	85	109	41	30	18					482
Janett	20	12	15	4	11	4	3	4					73
Cameron	225												225
Eduardo	15												15
Jose Lopez	304	229	178	62									
<b>Total Answered Calls</b>	3679	2,985	2,658	2,825	2,688	2,821	3,320	3,112					24,088
<b>Missed Calls</b>	192	144	85	97	116	61	88	96					879
<b>Totals Calls Received</b>	3871	3,129	2,743	2,922	2,804	2,882	3,408	3,208					24,967
<b>% Missed</b>	5%	5%	3%	3%	4%	2%	3%	3%					4%



### Fuego Accounts Registered FY 24

CSR	October	November	December	January	February	March	April	May	June	July	August	September	Total/per person
Barbara	28	28	11	12	26	16	19	4					144
Juan	28	22	14	19	22	16	11	18					150
Jose Luis	5	5	12	7	7	15	11	4					66
Keyla	11	16	9	19	19	9	11	13					107
Robert	19	20	9	16	13	21	6	18					122
Melissa		31	25	17	24	29	36	30					192
Shelby		4	13	11	9	8	13	26					84
Itzel							4	10					14
Lily	2	5		1	6			1					15
Mary	1			2	3		4	1					11
Janett	2		1			1		1					5
													0
Eduardo	2												2
Cameron	3												3
Jose Lopez	2	5	3	3									13
													0
<b>Total FUEGO Accts Opened by CSR</b>	103	136	97	107	129	115	115	126					928
<b>Total FUEGO Accts Opened</b>	172	209	163	175	211	218	222	195					1565
<b>Enrollment % in Office</b>	60%	65%	60%	61%	61%	53%	52%	65%					59%

**2-E      CONSIDERATION   AND   APPROVAL   OF   THE   QUARTERLY  
INVESTMENT REPORT FOR THE PERIOD ENDING MAY 31, 2024**

# CAMERON COUNTY REGIONAL MOBILITY AUTHORITY

Quarterly Investment Report  
Period Ending May 31, 2024



PREPARED BY:  
VICTOR J. BARRON, CHIEF FINANCIAL OFFICER  
INVESTMENT OFFICER



## Investment Report

**TO:** CCRMA Board of Directors

**FROM:** Victor J. Barron, CFO *VJB*

**DATE:** June 20, 2024

**SUBJ:** Quarterly Report of CCRMA Investments

The Texas Public Funds Investment Act requires that at a minimum on a quarterly basis the following investment report be presented to the Board of Directors. Below is a summary of the current CCRMA investments which comply with the investment strategies approved in the most current CCRMA Investment Policy.

	<u>Beginning Market Value</u>	<u>Ending Market Value</u>	<u>Term</u>	<u>Average Yield</u>	<u>Interest earned and accrued as of 05/31/24</u>
<b>2010 Bond Reserves</b>	\$ 1,089,990.19	\$ 1,101,569.89	Monthly	4.20%	\$ 11,579.70
<b>2010 Bond Reserves</b>	951,168.34	961,273.24	Monthly	4.20%	10,104.90
	\$ 2,041,158.53	\$ 2,062,843.13			<u>\$ 21,684.60</u>
Total Market Value of Principal and Accrued Interest					<u>\$ 2,062,843.13</u>
Required level of security at 102%					<u>\$ 2,104,099.99</u>






I certify this report complies with the Internal Management Reports section of the Texas Public Funds Investment Act.



RETURN SERVICE REQUESTED

CAMERON COUNTY REGIONAL MOBILITY  
THE BANK OF NEW YORK MELLON  
TRUST COMPANY NA TRUSTEE  
3461 CARMEN AVE  
RANCHO VIEJO TX 78575-5221

### Managing Your Accounts

	Location	Harlingen 77 Banking Center
	Telephone	956-428-7400
	Mailing Address	2019 South 77 Sunshine Strip Harlingen, TX 78550
	Online Access	<a href="http://www.texasregionalbank.com">www.texasregionalbank.com</a>
	24/7 Telebank	866-972-5430

### Summary of Accounts

Account Type	Account Number	Ending Balance
TRB MONEY MARKET PUBLIC FUNDS	1448174	\$1,101,569.89

### TRB MONEY MARKET PUBLIC FUNDS-1448174

#### Account Summary

Date	Description	Amount
05/01/2024	Beginning Balance	\$1,097,654.42
	1 Credit(s) This Period	\$3,915.47
	0 Debit(s) This Period	\$0.00
05/31/2024	Ending Balance	\$1,101,569.89

#### Interest Summary

Description	Amount
Interest Earned From 05/01/2024 Through 05/31/2024	
Annual Percentage Yield Earned	4.28%
Interest Days	31
Interest Earned	\$3,915.47
Interest Paid This Period	\$3,915.47
Interest Paid Year-to-Date	\$19,314.50

#### Other Credits

Date	Description	Amount
05/31/2024	INTEREST AT 4.2000 %	\$3,915.47

#### Daily Balances

Date	Amount
05/31/2024	\$1,101,569.89






#### Overdraft and Returned Item Fees

	Total for this period	Total year-to-date
Total Overdraft Fees	\$0.00	\$0.00
Total Returned Item Fees	\$0.00	\$0.00

RETURN SERVICE REQUESTED

CAMERON COUNTY REGIONAL MOBILITY  
THE BANK OF NEW YORK MELLON  
TRUST COMPANY NA TRUSTEE  
3461 CARMEN AVE  
RANCHO VIEJO TX 78575-5221

### Managing Your Accounts

	Location	Harlingen 77 Banking Center
	Telephone	956-428-7400
	Mailing Address	2019 South 77 Sunshine Strip Harlingen, TX 78550
	Online Access	<a href="http://www.texasregionalbank.com">www.texasregionalbank.com</a>
	24/7 Telebank	866-972-5430

### Summary of Accounts

Account Type	Account Number	Ending Balance
TRB MONEY MARKET PUBLIC FUNDS	1448570	\$961,273.24

### TRB MONEY MARKET PUBLIC FUNDS-1448570

#### Account Summary

Date	Description	Amount
05/01/2024	Beginning Balance	\$957,856.45
	1 Credit(s) This Period	\$3,416.79
	0 Debit(s) This Period	\$0.00
05/31/2024	Ending Balance	\$961,273.24

#### Interest Summary

Description	Amount
Interest Earned From 05/01/2024 Through 05/31/2024	
Annual Percentage Yield Earned	4.28%
Interest Days	31
Interest Earned	\$3,416.79
Interest Paid This Period	\$3,416.79
Interest Paid Year-to-Date	\$16,854.58

#### Other Credits

Date	Description	Amount
05/31/2024	INTEREST AT 4.2000 %	\$3,416.79

#### Daily Balances

Date	Amount
05/31/2024	\$961,273.24

#### Overdraft and Returned Item Fees

	Total for this period	Total year-to-date
Total Overdraft Fees	\$0.00	\$0.00
Total Returned Item Fees	\$0.00	\$0.00



# Statement of Account with FHLB Dallas

As of Date: 5/31/2024

FHFA ID: 52018

Texas Regional Bank  
6770 West Interstate 2  
Harlingen, TX 78552

FHLB Dallas  
8500 Freeport Pkwy #600  
Irving, TX, 75063

LOC Number	Expiration Date	Depositor Name	Start Date	Modification Date	Pledge Amount
20000786	04/01/2025	Cameron Co Regional Mobility Author	06/16/2023		\$26,000,000.00
		Total of pledge amount: \$26,000,000.00			

Grand total of pledge amount: \$26,000,000.00



**2-F      CONSIDERATION AND APPROVAL OF PAYMENT OF INVOICES AND  
RELEASE OF CHECKS TO SPAWGLASS FOR THE CAMERON COUNTY  
VETERANS BRIDGE DAP PROJECT AND AMERICAN CONTRACTING USA,  
INC. FOR THE ROOFING IMPROVEMENTS ON THE CCRMA  
ADMINISTRATION BUILDING.**

**SPAWGLASS: PAY APP #22 - \$700,000**

**PAY APP #23 - \$350,000**

**AMERICAN CONTRACTING USA, INC. - \$22,500**

**2-G CONSIDERATION AND APPROVAL OF AN AMENDED INTERLOCAL AGREEMENT BETWEEN THE CAMERON COUNTY REGIONAL MOBILITY AUTHORITY AND CAMERON COUNTY FOR THE 281 CONNECTOR PROJECT.**

STATE OF TEXAS            )  
   )  
 CAMERON COUNTY         )

**AMENDED AND RESTATED INTERLOCAL COOPERATION AGREEMENT**

THIS AMENDED AND RESTATED INTERLOCAL COOPERATION AGREEMENT (“Interlocal Cooperation Agreement”) is entered into by and between the CAMERON COUNTY, TEXAS, hereinafter referred to as “COUNTY”, and the CAMERON COUNTY REGIONAL MOBILITY AUTHORITY, hereinafter referred to as “CCRMA”, pursuant to V.T.C.A., Government Code, and Chapter 791, whereby:

**WHEREAS**, the CCRMA is a regional mobility authority created pursuant to the request of COUNTY and operating pursuant to Chapter 370 of the Texas Transportation Code (the "RMA Act") and 43 TEX. ADMIN. CODE §§ 26.1 *et seq.* (the “RMA Rules”); and

**WHEREAS**, the CCRMA, and the COUNTY, are each units of “local government” as defined in TEX. GOV’T CODE § 791.003(4); and

**WHEREAS**, Chapter 791 of the Texas Government Code provides that local governments may contract with each other for the performance of governmental functions and services, administrative functions as well as the purchase of goods and services in which the contracting parties are mutually interested; and

**WHEREAS**, the CCRMA and the COUNTY hereby find that this Interlocal Cooperation Agreement will increase the efficiency and effectiveness of the CCRMA and the COUNTY, as contemplated by TEX. GOV’T CODE § 791.001; and

**WHEREAS**, Section 370.033 of the RMA Act provides that a regional mobility authority may enter into contracts or agreements with another governmental entity; and

**WHEREAS**, on June 20, 2023, the CCRMA and COUNTY entered into an Interlocal Agreement regarding the 281 Connector Project and there is now a need to amend the Interlocal Agreement to include the additional funding required to complete the final environmental document (EA) and coordinate approval of environmental clearance with TxDOT; and

**WHEREAS**, the COUNTY and the CCRMA hereby find that the services pursuant to this Interlocal Agreement are reasonably required and that this Interlocal Agreement includes an agreement between the CCRMA and the COUNTY pursuant to TEX. GOV’T CODE § 791.025 to the extent applicable.

**NOW, THEREFORE**, the COUNTY and the CCRMA agree to the following terms:

1. **PURPOSE OF INTERLOCAL COOPERATIVE AGREEMENT:** To authorize the CCRMA to complete the final environmental document (EA) and schematics for the 281 Connector Project as well as negotiations with U.S. Army Corps of Engineers, Coast Guard, USFWS, TPWD and other state and federal agencies including coordination with TxDOT as well as any other coordination required by TxDOT.
2. **PROJECT TO BE COMPLETED:** To complete the final environmental document (EA) for the 281 Connector Project and coordinate approval of environmental clearance with TxDOT.

3. CCRMA HEREBY AGREES TO:

- a. To coordinate with the Texas Department of Transportation (TxDOT) the necessary approvals for environmental document (EA) and schematics and coordinate with any state and federal agencies, including U.S. Army Corps of Engineers, Coast Guard, USFWS, TPWD and other agencies on any issues arising during the environmental phase.
- b. To provide monthly progress reports of activities to the COUNTY.
- c. To Coordinate with TxDOT the approval of Environmental clearance.

4. COUNTY HEREBY AGREES TO:

- a. To provide funding in the amount of \$500,000 from bond proceeds.
  - b. To provide additional funding in the amount of \$500,000, totaling \$1,000,000.
5. It is specifically understood and agreed that in the event insufficient funds are appropriated and/or budgeted concerning the obligations under this Interlocal Cooperation Agreement on behalf of either of the Parties, then the Party with the insufficient funds shall notify the other Parties and this Interlocal Cooperation Agreement shall thereafter terminate and be null and void on the last day of the fiscal period for which appropriations were made without penalty, liability, or expense to the Party.
  6. Any payment made by either party will be made from bond proceeds or current revenues as determined by the paying party. The funds for the above-mentioned work will be provided by the COUNTY. The CCRMA and COUNTY hereby find that the foregoing goods and services are reasonably required for the 281 Connector Project.
  7. This Interlocal Cooperation Agreement constitutes a one-time Agreement between the Parties and does not constitute a continuing Agreement for the COUNTY and, CCRMA. This Interlocal Cooperation Agreement expires upon the first to occur of when the Projects are completed, or a 30-day termination notice is given by either COUNTY or CCRMA.
  8. The Rules, Regulations and Orders of the CCRMA shall govern this Interlocal Cooperation Agreement and the Parties agree that the CCRMA shall supervise the performance of this Interlocal Cooperation Agreement. It is also agreed that the CCRMA has the authority to employ personnel to engage in other administrative or governmental functions and services necessary to fulfill the terms of this Agreement.
  9. This Interlocal Cooperation Agreement shall have no legal force or effect until such time as it is properly Adopted and Approved by the CAMERON COUNTY COMMISSIONERS COURT and the CAMERON COUNTY REGIONAL MOBILITY AUTHORITY BOARD OF DIRECTORS.

Executed on this \_\_\_\_\_ day of June, 2024.

Attested by: \_\_\_\_\_  
 Sylvia Garza Perez  
 County Clerk

\_\_\_\_\_  
 Eddie Treviño, Jr.  
 County Judge

\_\_\_\_\_  
 Arturo A. Nelson  
 Secretary

\_\_\_\_\_  
 Frank Parker, Jr.  
 CCRMA Chairman

**2-H     DISCUSSION AND POSSIBLE ACTION REGARDING THE STATUS OF THE  
CAMERON COUNTY REGIONAL MOBILITY AUTHORITY PROJECTS.**

# Cameron County Regional Mobility Authority

## Project Status

### Board of Directors Meeting

### June 20, 2024

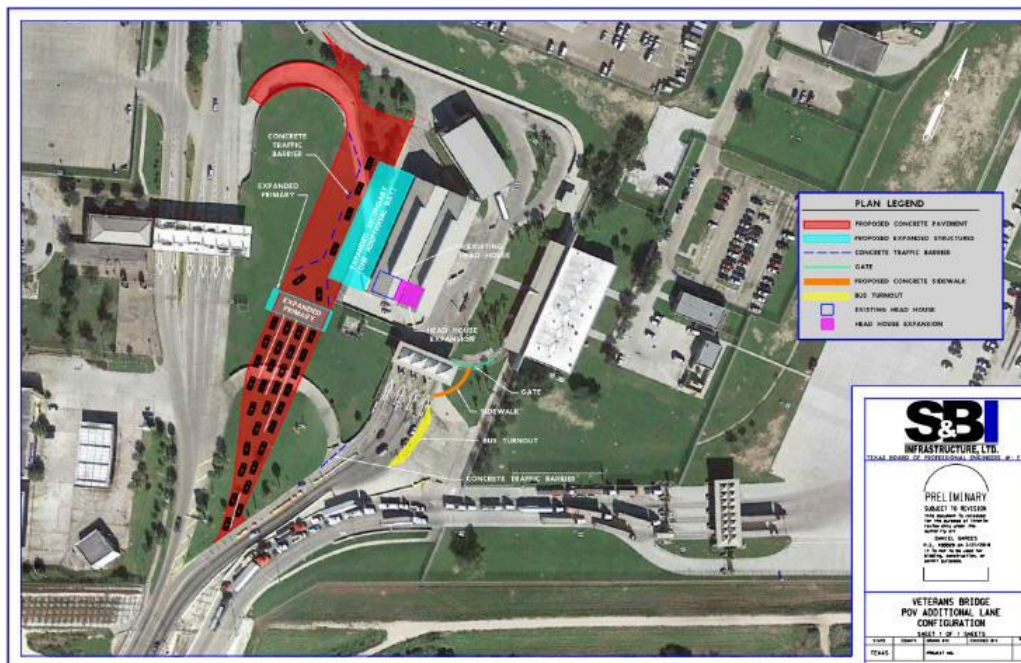
Page 76



# VETERANS POV EXPANSION

## CSJ: 0921-06-313

The Veterans International Bridge at the Los Tomates Donation Acceptance Program Project, which is currently under construction, through a formal partnership between U.S. Customs and Border Protection (CBP), the General Services Administration (GSA), Cameron County and the Cameron County Regional Mobility Authority (CCRMA). Once completed with the construction of four new lanes and new infrastructure, this project will decrease wait times at the Veterans Bridge for passenger vehicles. The project required the CCRMA to manage environmental clearance, design, procurement, and construction management.





# VETERANS POV EXPANSION

## CSJ: 0921-06-313

Environmental



Preliminary Engineering



ROW & Utilities



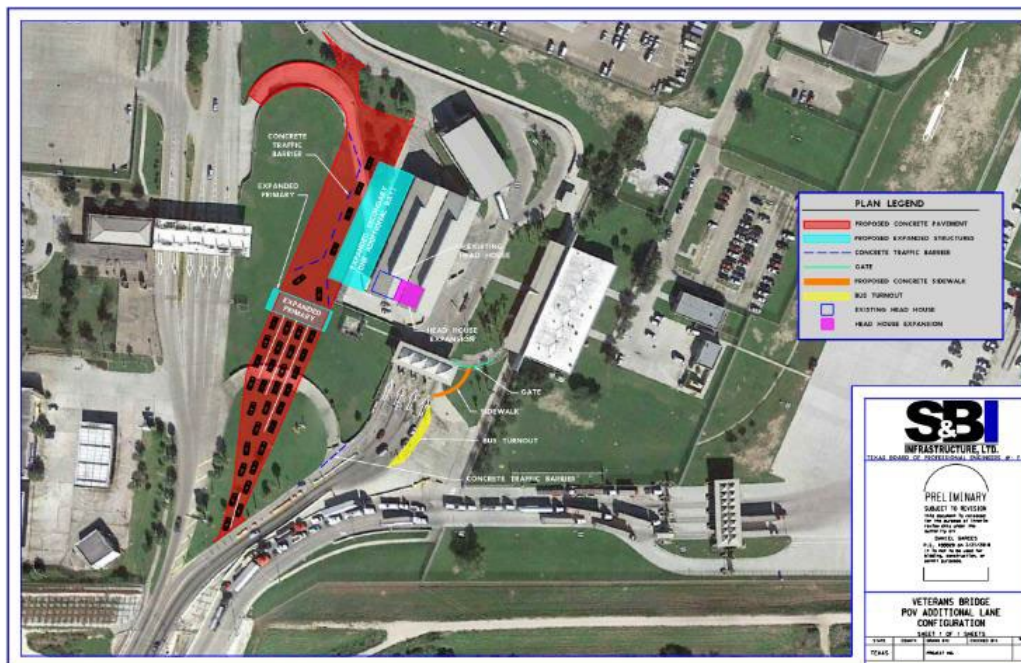
Design



Funding



Under  
Construction



### Recent Activity (thru 05/31/24):

Contract Amount: \$14,824,093.86

Change Order Amount: \$2,391,069.89

Adjusted Contract Amount: \$17,215,163.75

Contract Time: 436 Days

Amount Invoiced (through 12/31/23): \$16,797,451.18

Percent Amount Invoiced: 98%

Time Used (through 04/30/24): 398 Days

Percent Time Used: 91%



# SH 550 GAP 2 PROJECT

## CSJ: 0684-01-068

The SH 550 Gap 2 is the final Gap Project in the completion of the SH 550/I 169 from I 69E to the Port of Brownsville. The project has completed the environmental, right-of-way and utility relocation phase, and is in the process of finalizing design plans to the most current interstate standards. When completed Interstate 169 will connect the Port of Brownsville to I 69E. This is a significant infrastructure improvement project for Cameron County, the City of Brownsville and the Port of Brownsville.



# SH 550 GAP 2 PROJECT

## CSJ: 0684-01-068

Environmental



Preliminary Engineering



ROW & Utilities



Design 95% PS&E Completed

Funding



**Shovel  
Ready**



### Recent Activity:

Included in Border Master Plan- High Impact Project  
ROW in Place / Utilities Adjusted

Environmental Re Evaluation Underway

PS&E-95% complete – RR Exhibit Approved

Funding: \$27.4 Million in CAT 7 + \$1 Million in Cat 10 (TBD)

= \$28.4 Million Available for Construction

Construction Cost Estimate(w/ CEI) : \$31.4 Million

Funding Gap: \$3 Million

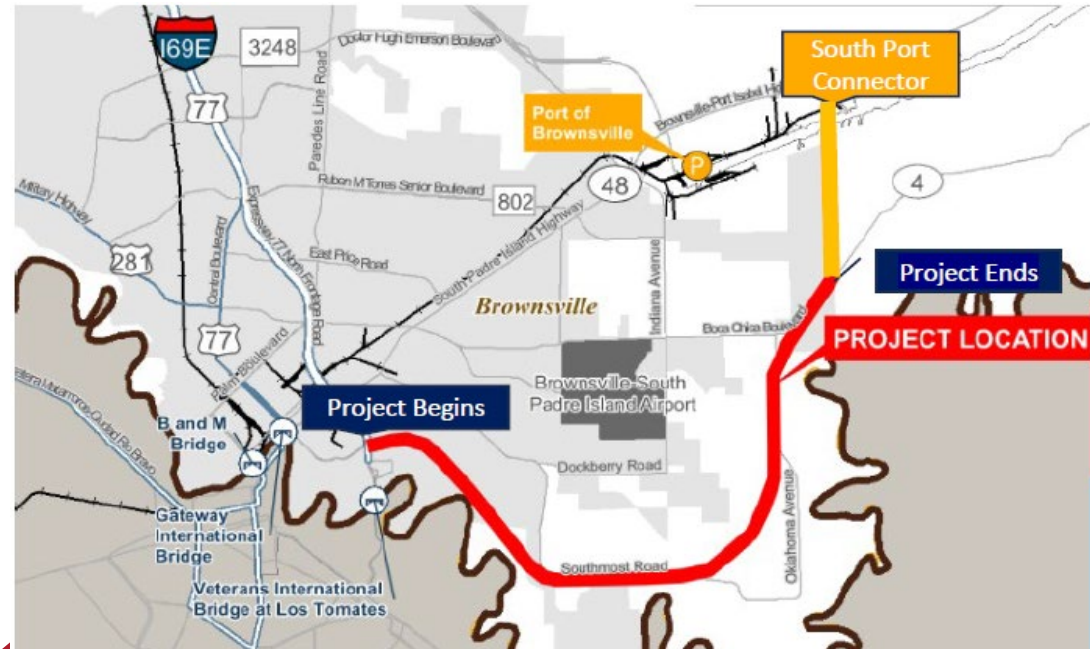
Projected Letting FY25

# EAST LOOP- INTERNATIONAL TRADE CORRIDOR

## CSJ: 0921-06-315

Page 81

The East Loop Project, which serves the international bridge system in Brownsville as well as the Port of Brownsville, which exports, and imports over 6.3 million metric tons of steel, petroleum, machinery ores and other international trade exports to our Mexico partners. The project, is an international bridge trade corridor which has been on the county's priority list for decades, is important because it will get overweight commercial trucks out of the densely populated portion of Brownsville from the Veterans bridge to the Port of Brownsville. The East Loop Project will create the East Loop Overweight Corridor for trucks traveling from Mexico and the Veterans International Bridge at Los Tomates to the Port of Brownsville and will reduce congestion on I-69E and State Highway 48.



# EAST LOOP- INTERNATIONAL TRADE CORRIDOR Page 82

## CSJ: 0921-06-315

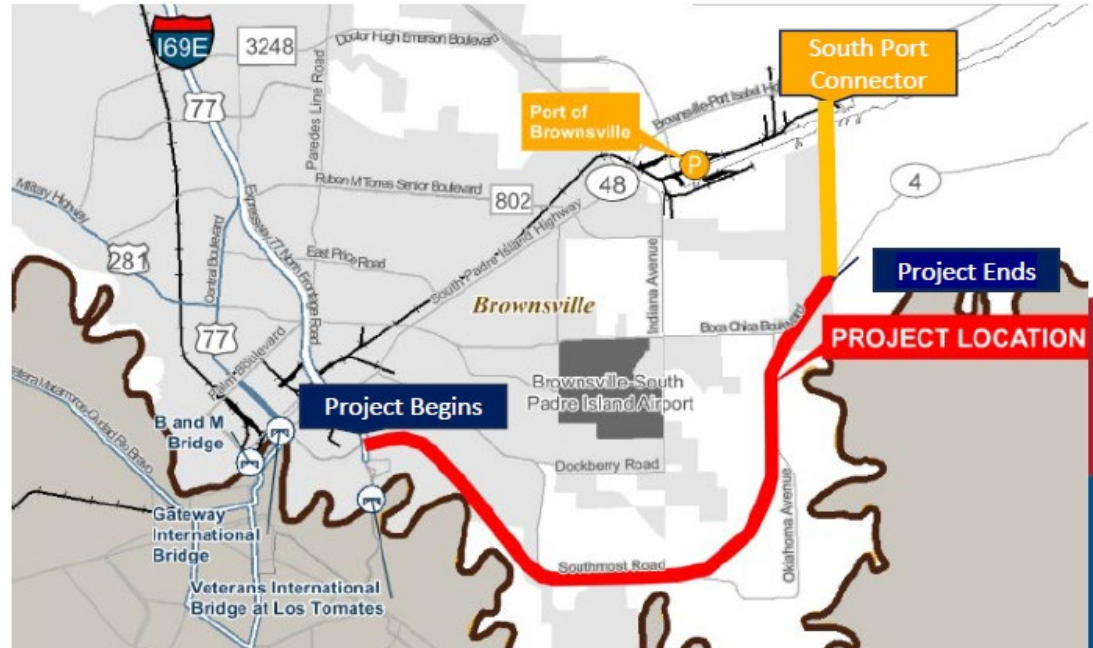
**Environmental** 92% complete

**Preliminary Engineering** ✓

**ROW & Utilities** In Process

**Design** 95%

**Funding** Partially Funded



### Recent Activity:

Included in Border Master Plan- High Impact Project

Environmental Documents are 92% complete.

95% PS&E scheduled for July 2024

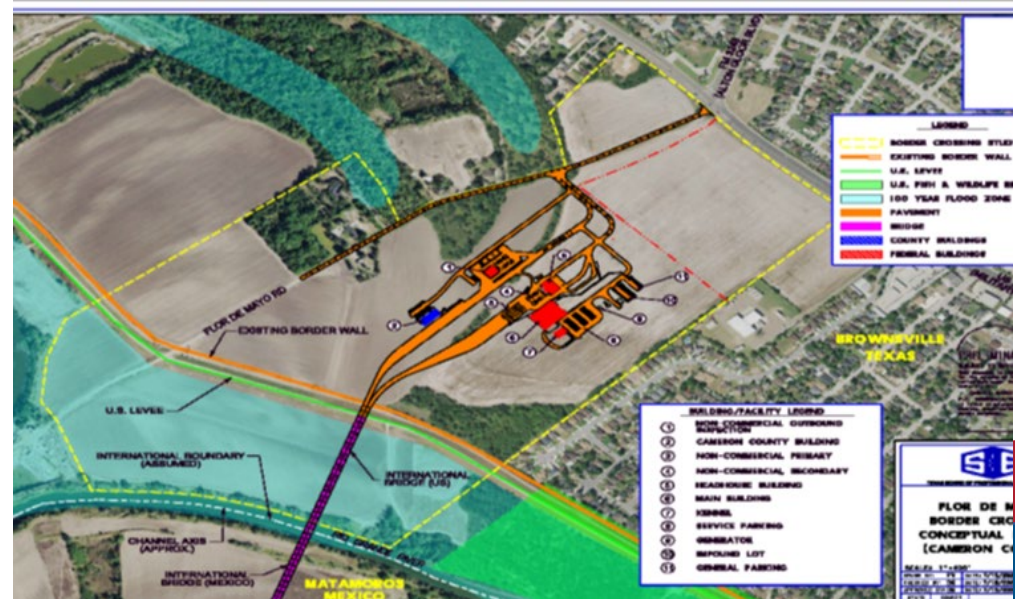
Funding: \$27 Million available

Construction Cost Estimate: \$216,342,505

Funding Gap: \$185,000,000

# Flor de Mayo Bridge

The proposed project in west Brownville will be a passenger vehicle only (POE) and pedestrian bridge located 8 River Miles upstream from the existing privately owned Brownsville and Matamoros International Bridge and 35.6 river miles downstream from the County owned Free Trade Bridge at Los Indios. The proposed border station will be located within the 173 acres of land presently owned by Cameron County. The County plans to coordinate the construction of the international bridge and facilities through the Cameron County Regional Mobility Authority.





# Flor de Mayo Bridge

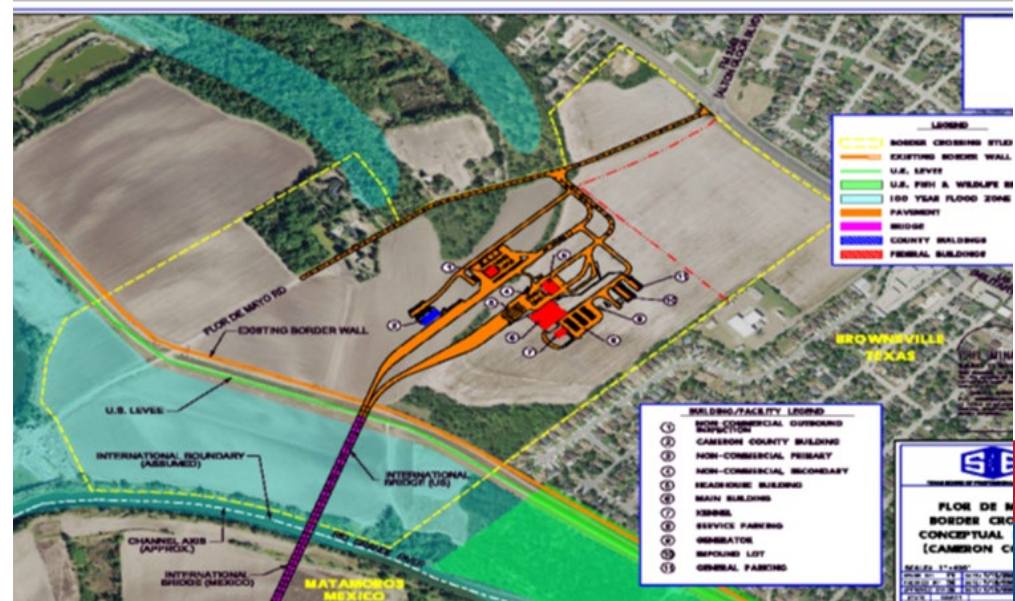
**Environmental** Underway

**Preliminary Engineering** Underway

**ROW & Utilities** 

**Design** Pending

**Funding**



## Recent Activity:

Included in Border Master Plan- High Impact Project  
Feasibility study Complete

President Biden approved the Presidential Permit on 05.31.24  
Preliminary Engineering and Environmental Activities underway  
Meeting with US Coast Guard June 2024





# Free Trade Bridge

Environmental



Preliminary  
Engineering



ROW & Utilities



Design



Funding



## Recent Activity:

CBP/GSA Final DAA Complete  
Design is 100% Complete  
Utilizing Local funds

Letting: July 2024 – DAP completed / letting imminent  
Funding: \$1.5 Million Available

# Old Alice Rd

## CSJ: 0921-06-290 & 0921-06-378

The proposed improvements are to reconstruct and widen the existing roadway to provide for a paved four lane urban roadway with shoulders and sidewalks within the existing right-of-way. The right of way is in place, design is completed, and the project will be environmentally cleared by early fall 2024 with possible permission for public hearing in June 2024.



# Old Alice Rd

## CSJ: 0921-06-290 & 0921-06-378

Page 88

**Environmental** 95% Complete

**Preliminary Engineering** ✓

**ROW & Utilities** ✓

**Design** ✓

**Funding** ✓



### Recent Activity:

Included in Border Master Plan- Medium Impact Project  
100% PS&E complete, revised to joint bid a waterline relocation  
Virtual Public Meeting Held August 11, 2020  
ROW 100% in place  
Funding: \$35.4 Million Available in CAT 7 and Cat 9 Funds  
Construction Cost Estimate: \$36.7 Million  
Funding Gap: \$1.28 Million  
Projected Letting FY25

# Dana Avenue

## CSJ: 0921-06-330

This project consists of expanding a two-lane road to a four-lane road with a continuous left turn lane. The intention is to stay within the existing right of way. The project will connect FM 802 and FM 3248.






# Dana Avenue

## CSJ: 0921-06-330

Page 90

<b>Environmental</b>	50%
<b>Preliminary Engineering</b>	Schematic 90%
<b>ROW &amp; Utilities</b>	Pending
<b>Design</b>	Pending
<b>Funding</b>	



### Recent Activity:

Includes Dana Avenue Bridge Rehabilitation to project.

Environmental 50%

Schematic 90%

Need to acquire right of way

Funding: \$16 Million Available in CAT 7 for Construction

Construction Cost Estimate: \$25,840,812

Virtual Public Meeting with In-Person Option held on February 1, 2024  
See the following for more info: <https://ccrma.org/project/dana-avenue/>

# FM 509

## CSJ: 0921-06-254

FM 509 will be constructed to add new four lane divided highway from FM 508/FM 509 intersection to FM 1579. The Project will be approximately 3 miles and will be constructed at a cost of approximately \$8 million. Efforts are currently being made to incorporate alignments with the Outer Parkway Project.



# FM 509

## CSJ: 0921-06-254

Page 92

**Environmental** Underway

**Preliminary Engineering** Underway

**ROW & Utilities** Pending

**Design** Pending

**Funding** 



### Recent Activity:

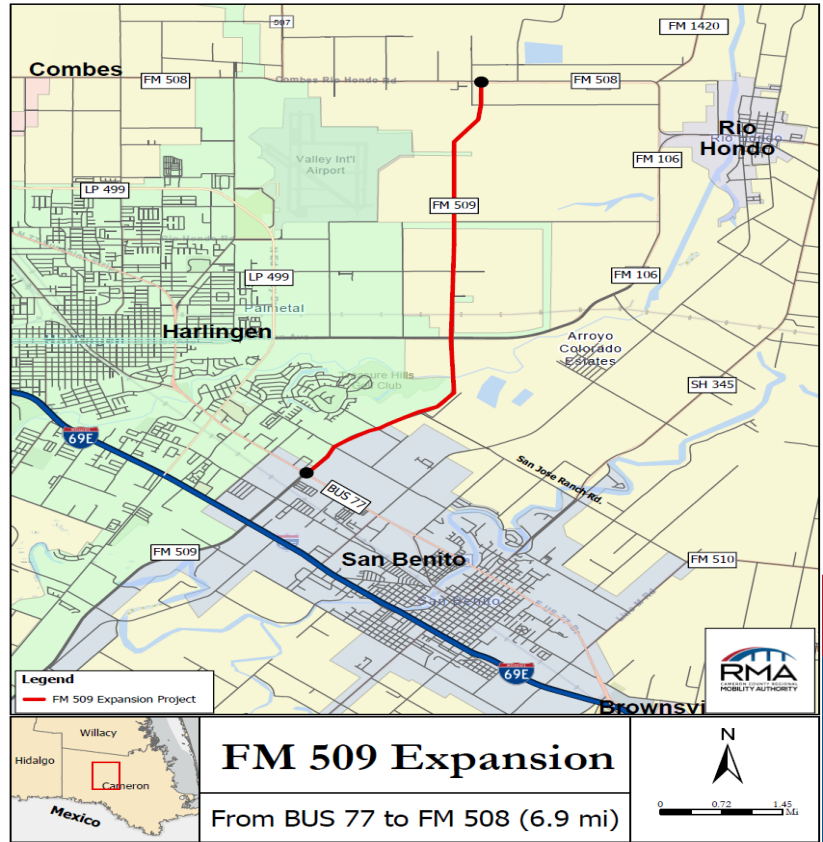
Included in Border Master Plan- Medium Impact Project  
Transportation Commission Approved On-System Minute Order - May 2021  
CCRMA will utilize 100% Local Funds for Preliminary Engineering  
Funding: \$7.5 Million Available in CAT 2 Funds  
Project Kickoff held 12/11/2023  
NEPA Clearance: Open Ended D-CE resubmitted May 2024  
Updated Traffic Projections Underway  
Total Project Cost: \$24,735,064



# FM 509- BUS 77- FM 508

## CSJ: 2369-01-033

The FM 509 project will widen and reconstruct the existing 2 lane rural roadway to an urban four lane roadway with a center left turn lane and shoulders, within the existing ROW. The project length is 6.85 miles.



# FM 509- BUS 77- FM 508

## CSJ: 2369-01-033

Page 94

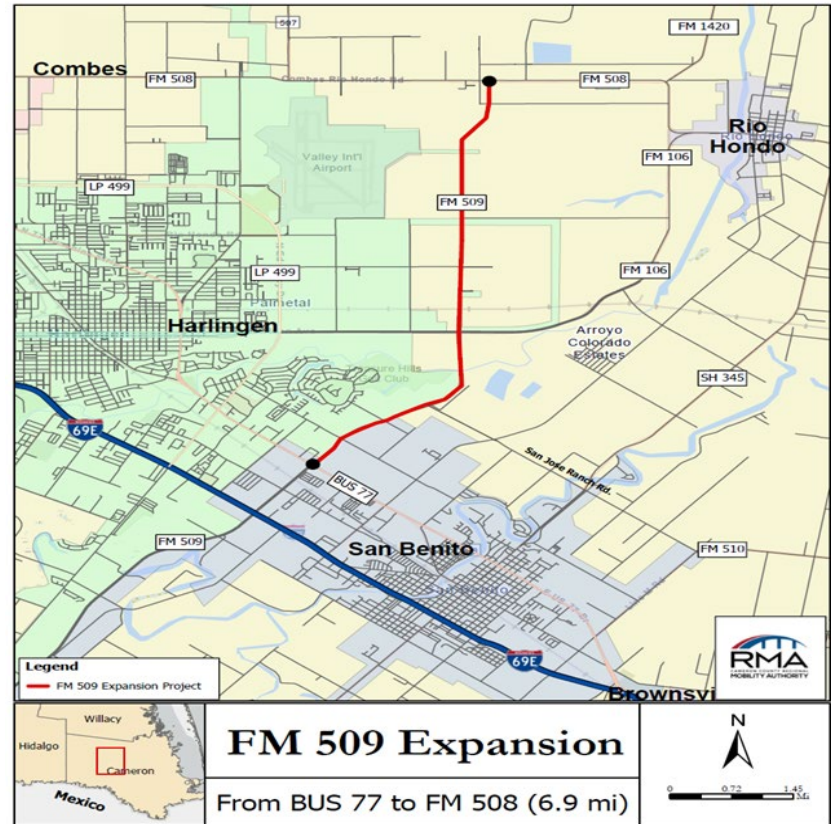
**Environmental** Pending

**Preliminary Engineering** Pending

**ROW & Utilities** Pending

**Design** Pending

**Funding** Partially  
Funded



### Recent Activity:

2024 UTP approved \$500,000 in CAT 2 funds  
Need Donation Agreement with TxDOT

# FM 1846- Williams Road-North

## CSJ: 1065-02-042

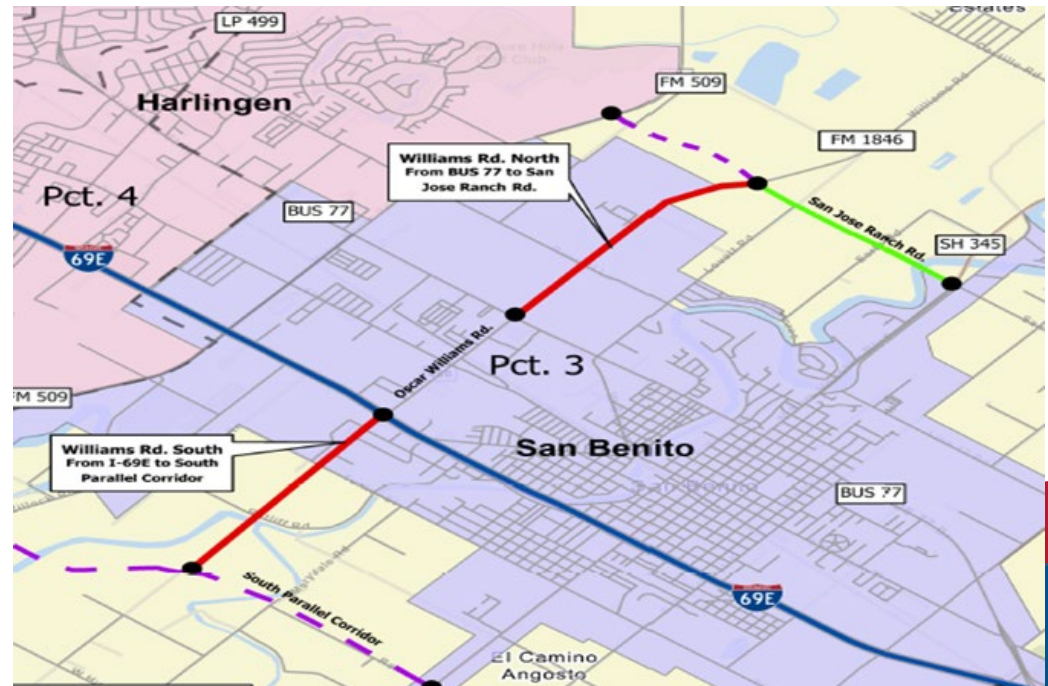
Page 95

### Williams Road (North)

This project consists of an expansion from 2 lanes to 4 lanes with a continuous left turn lane. Project limits are from Business 77 to San Jose Ranch Road in San Benito.

### Williams Road (South)

This project consists of a new location road on the south side of I-69E to South Parallel corridor in San Benito. The project will require the acquisition of right of way.

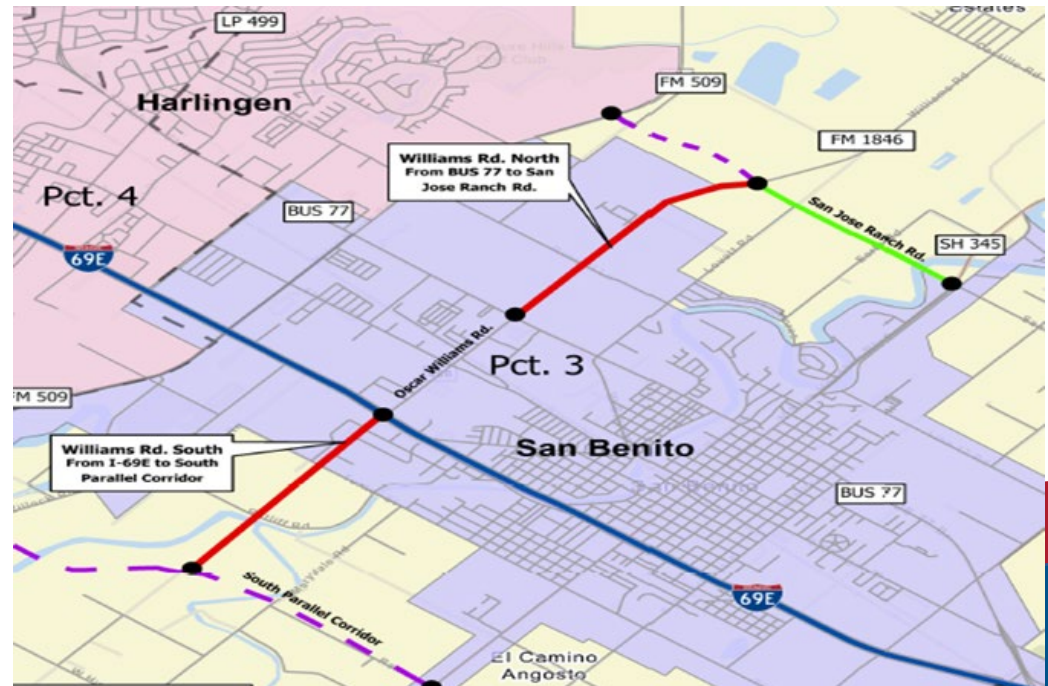


# FM 1846- Williams Road-North

## CSJ: 1065-02-042

Page 96


Environmental	33%
Preliminary Engineering	Schematic 75%
ROW & Utilities	Pending
Design	Pending
Funding	Pending



### Recent Activity:

ILA with City of San Benito and Cameron County approved  
Funding Included in the 2024 UTP  
Schematic-75% complete  
AFA approved on 01/10/24  
Traffic projection (Corridor Analysis) Submitted 02/19/24  
Pending Kick off and Env. Scoping Meetings held 04/15/24  
DCC held 05/10/24





## SH 104

SH 104 (Second Access Project to South Padre Island) will involve a second crossing on a new location to South Padre Island to provide a much-needed alternate route from the island to the mainland. The second causeway also would facilitate evacuation of South Padre in the event of a hurricane or other natural disaster. The project will include a bridge approximately 8 miles long as well as improvements to roadways on the mainland and on the Island. The total length of the SH 104 Project is approximately 17.6 miles.

**The Texas Transportation Commission placed the project on-system on December 12, 2023 through Minute Order 116614.**

# SH 104

**Environmental** Underway

---

**Preliminary Engineering** Underway

---

**ROW & Utilities** Pending

---

**Design** Pending

---

**Funding** Pending

## Project Needs:

- Complete Environmental Document
- Design
- Funding

## Recent Activity:

Included in Border Master Plan- Medium Impact Project  
 Recently redesignated to a Non-Tolled project development strategy  
 Using Local Funds to Complete Environmental Phase  
 Data collection and ROE underway  
 Coordination with Resource Agencies including: FHWA, TxDOT, USFWS, TPWD, USACE, USDA, NOAA, EPA, FEMA, GLO, TCEQ, TX Railroad Commission, Texas DEM, THC, Sea Turtle Inc.  
 USFWS ROW Application Submitted /  
 Follow-up discussion held Feb 22, 2023  
 2nd Agency Coordination meeting held Mar 29, 2023  
 Met 06/07/24 to align remaining efforts with TxDOT ENV



# Harlingen Rail Improvements Project

## FR-CSR-21-002

Page 99

The Harlingen Commerce Street rail relocation project will relocate and realign 1.7 miles of track and construct one new crossing at Commerce Street to eliminate seven existing grade crossings in the City of Harlingen, Texas. The new track connection will enable the Union Pacific Railroad (UPRR) Harlingen Subdivision track to connect to the UPRR Brownsville Subdivision, as well as straighten out two curves.



# Harlingen Rail Improvements Project

## FR-CSR-21-002

Page 100

**Environmental** Underway

**Preliminary Engineering** Underway

**ROW & Utilities** ✓

**Design** Pending Schem.  
Approval by FRA

**Funding** ✓



### Recent Activity:

Partnership between: CCRMA & Cameron County  
Project Scope: Eliminate certain railroad-street crossings  
Limits: N. Commerce street S. of US 77 Sunshine  
to Adams Avenue

Using Federal & Local funds to complete Environmental Phase

Using Federal & Local funds to complete Design

Funding: \$5.6 Million Available for Construction

FRA Agreement for Phase I – executed, starts 3/1/2024

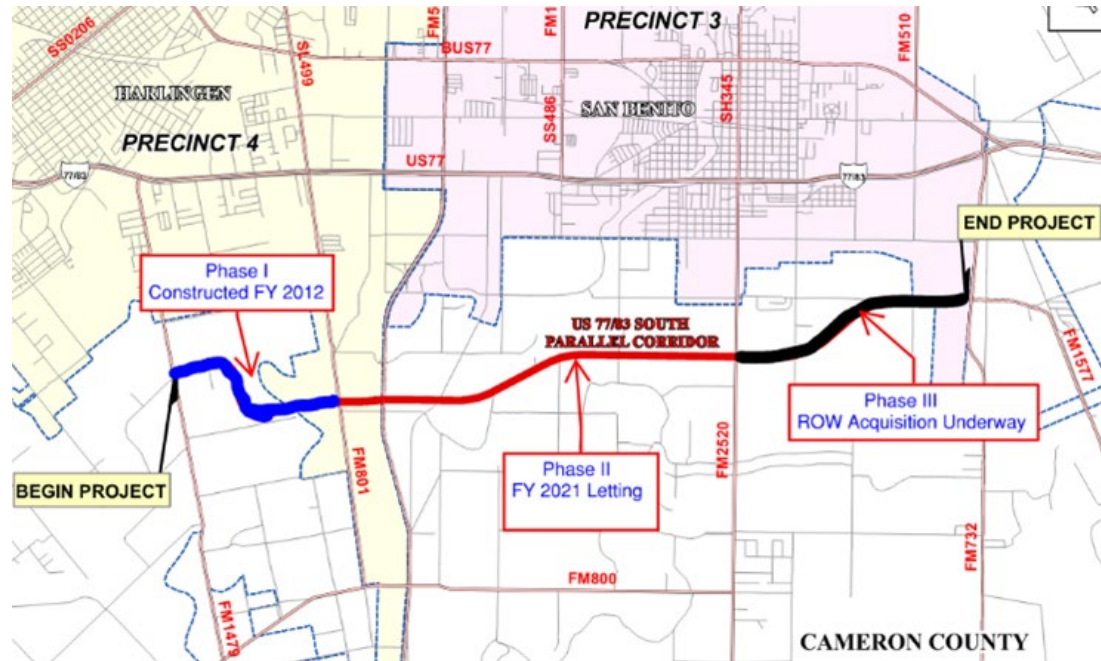
Agreement with UPRR executed December 2022

Preliminary Engineering site visits held March 2024

# S. Parallel Corridor Phase III

## CSJ: 0921-06-257

Project limits are from FM 2520 (Sam Houston Blvd) to FM 1577. Partially on new location with intermittent existing 40-80 ft ROW. Construction of a 2-lane rural roadway. Phase III will complete the South Parallel Corridor project. TxDOT recently increased Rider 11B funds by \$2 Million.





# S. Parallel Corridor Phase III

## CSJ: 0921-06-257

Page 102

Environmental



Preliminary  
Engineering



ROW & Utilities

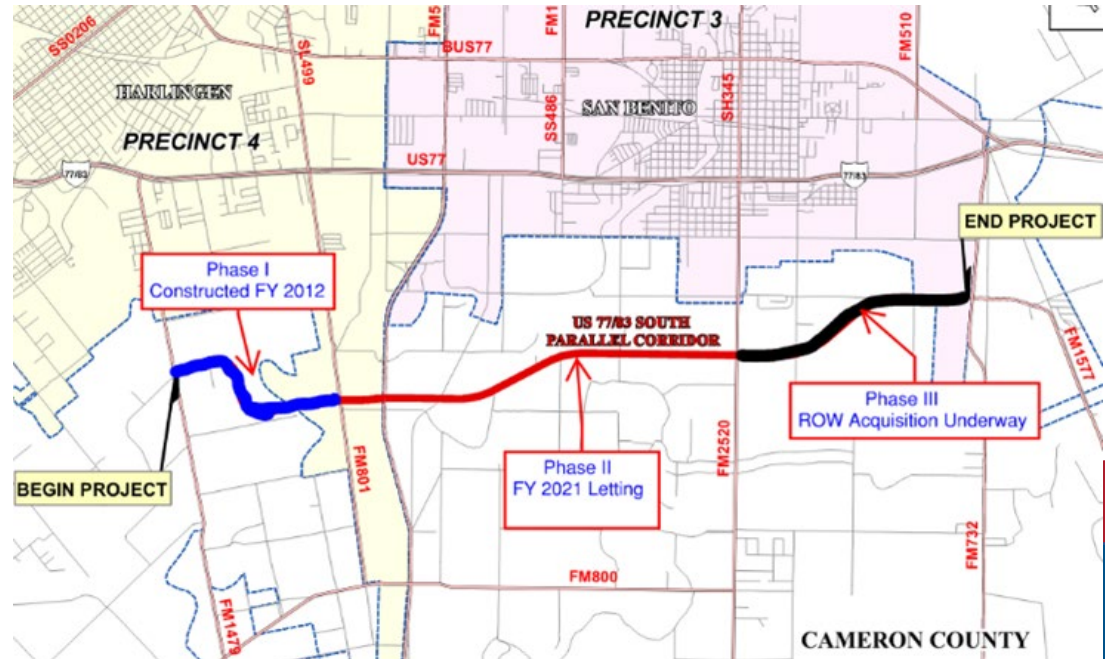
95%+

Design

Consultant Selected

Funding

Pending



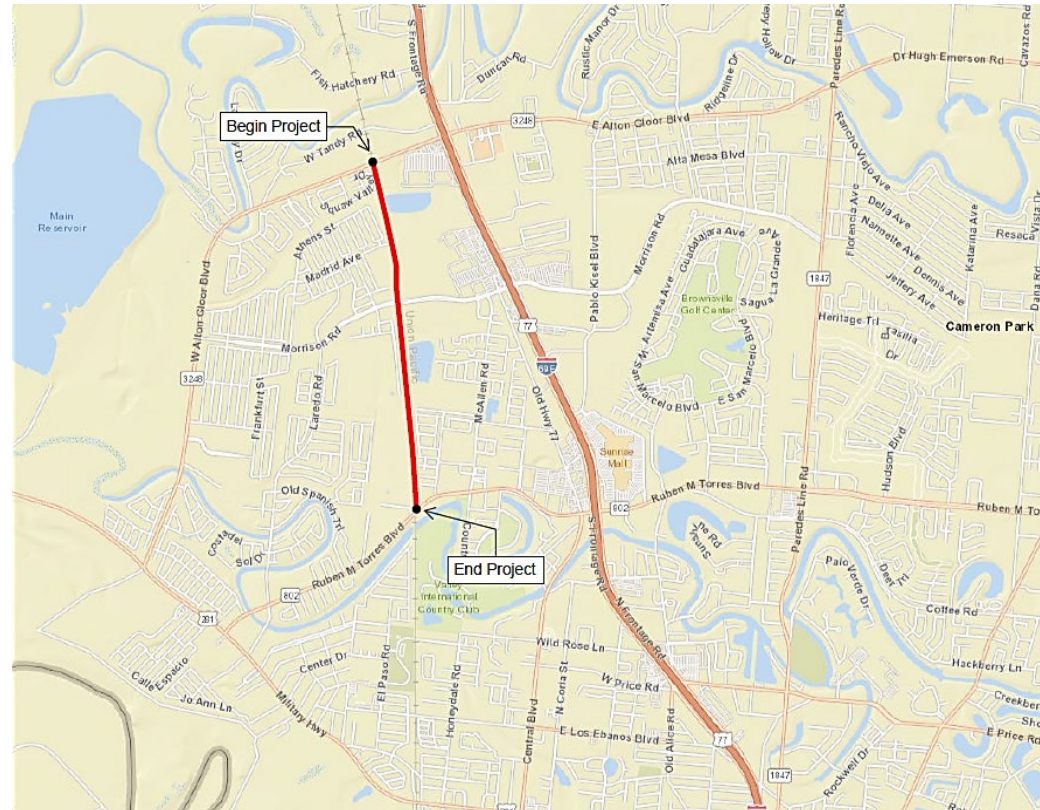
### Recent Activity:

Included in Border Master Plan- Medium Impact Project  
ROW Acquisition Underway using Local Funds (complete)  
Utility Coordination Underway using Local Funds (1 remains)  
Funding: \$6.765 Million Available in CAT 7 Funds – \$5M in Rider 11B  
Construction Cost Estimate: \$11.72 Million  
Projected Letting FY25

# West Blvd Roadway

## CSJ: 0921-06-340

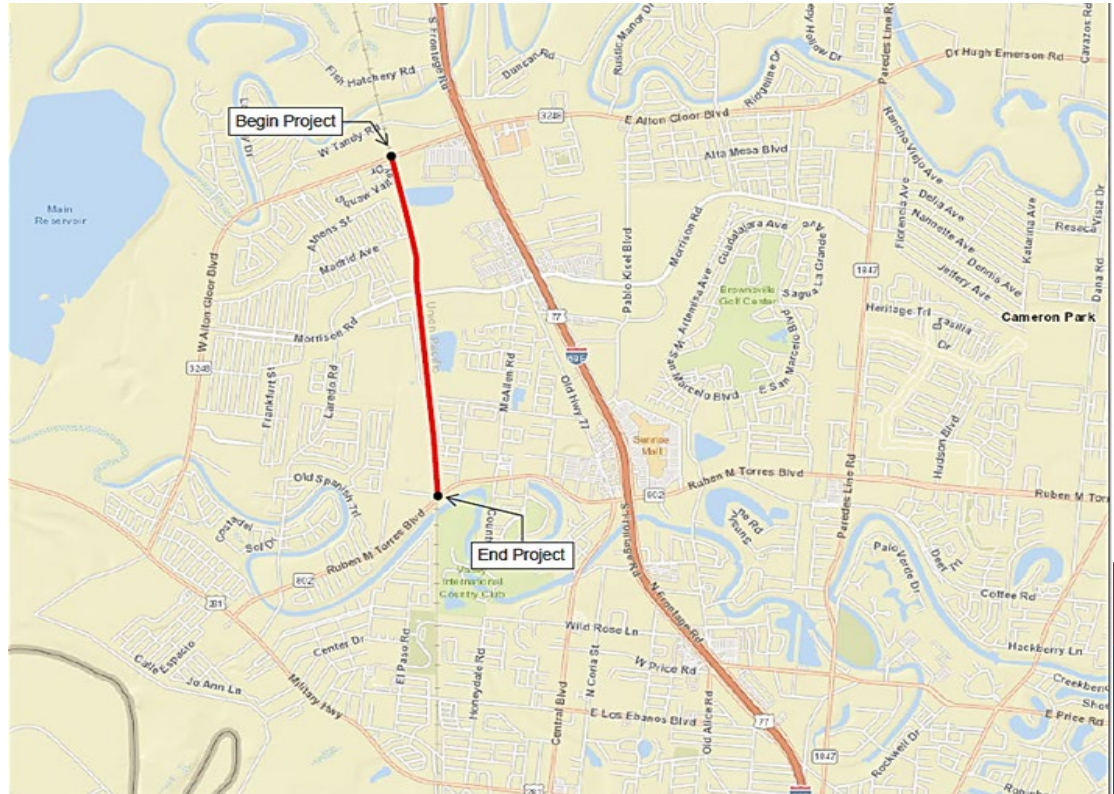
As a component of the 6.5-mile West Rail Trail project, the Roadway component is being developed to provide a connection between two on-system TxDOT arterial roadways and improve the safety and quality of life for local residents by reducing congestion and eliminating travel time delays for first responder personnel and residents during an emergency to highly developed areas along the project. The proposed urban roadway section would accommodate the Hike and Bike trail and provide for improved mobility between FM 802 (Ruben Torres Blvd) and FM 3248 (Alton Gloor Blvd) two major arterials in the region.



# West Blvd Roadway

## CSJ: 0921-06-340

Environmental	50%
Preliminary Engineering	✓
ROW & Utilities	✓
Design	95%
Funding	Partially Funded



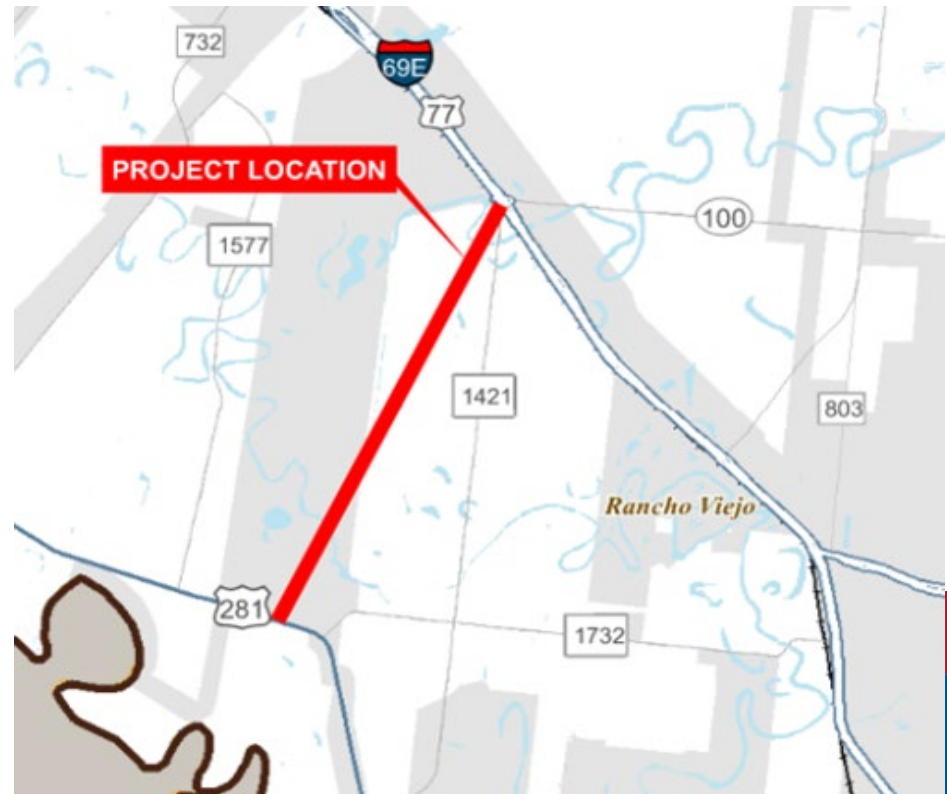
### Recent Activity:

PS&E is being completed with 100% Local Funds  
Functional Classification received June 2023  
Environmental Documents Under Development In-House (CCRMA)  
ROW is in place  
PS&E-95% complete  
AFA Approved by CCRMA Board 05/30/24  
Projected Letting FY26



# U.S. 281 Connector

The project will provide a divided urban corridor that would improve mobility and safety between U.S. 281 (Military Highway), I69E, and SH 100. This route will become critical as trade increases in the region between the port and international bridges. The U.S. 281 Connector Project is approximately 7.5 miles long.



# U.S. 281 Connector

Page 106

**Environmental** Underway

---

**Preliminary Engineering** Underway

---

**ROW & Utilities** Pending

---

**Design** Pending

---

**Funding** Pending



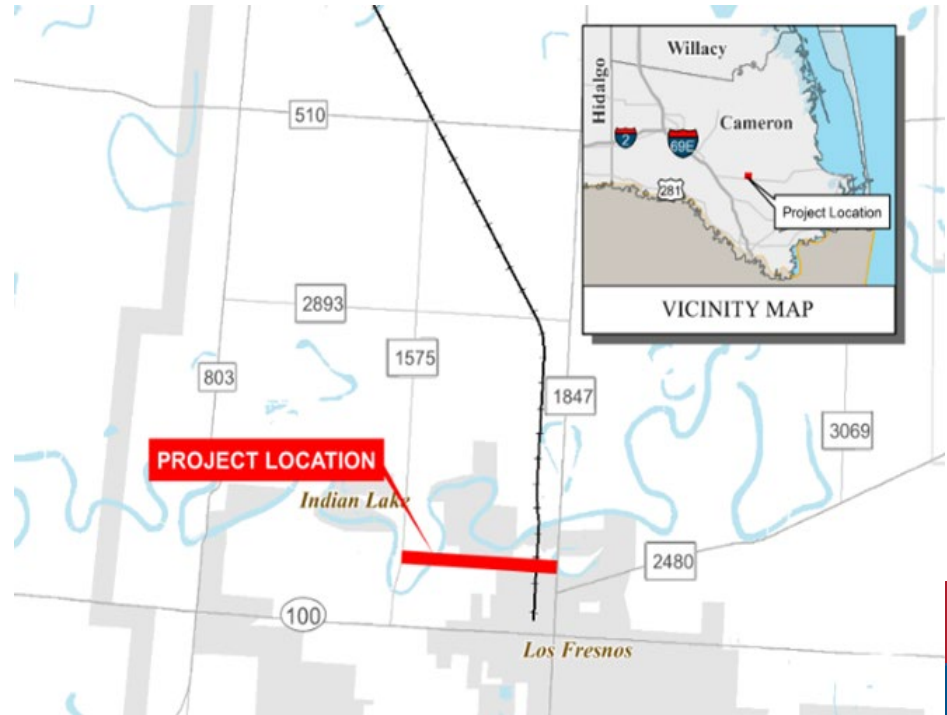
## Recent Activity:

Included in Border Master Plan- Medium Impact Project  
CCRMA Conceptual Project to provide a connection between  
US281 (Military Highway) and I69E.  
Ultimately connecting the International Bridges  
Directly with the Port of Brownsville Via SH 550

# Whipple Road

## CSJ: 0921-06-292

This project involves the expansion of the existing road in Los Fresnos. This road will be improved from FM 1847 to FM 1575. The right-of-way is in place to do the necessary improvements

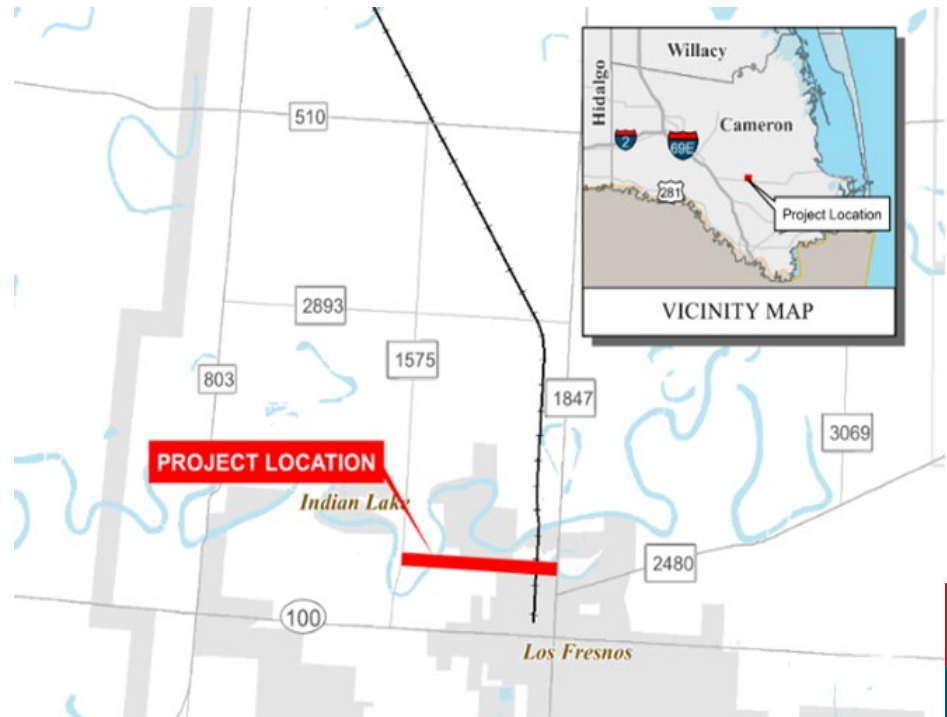


# Whipple Road

## CSJ: 0921-06-292

Page 108

Environmental	85%
Preliminary Engineering	Schematic 95%
ROW & Utilities	✓
Design	Pending
Funding	✓



### Recent Activity:

Construction 100% Funded in 2021 UTP  
Schematics at 95%  
Environmental at 80%  
Funding: \$4.5 Million Available in CAT 7 Funds  
Public Involvement completed January 06, 2023  
Construction Cost Estimate: \$10,287,659  
Amended AFA in progress

# Outer Parkway

## CSJ: 0921-06-283

The Outer Parkway Project is approximately 21.5 miles long and includes the construction of a new four lane tolled divided highway from I69E (U.S. 77) near the North Cameron County Line to FM 1847. The project will link the General Brant Road Project with I69E (U.S. 77).





# Outer Parkway CSJ: 0921-06-283

**Environmental** Reprocurring Fall 2024

---

**Preliminary Engineering** Reprocurring Fall 2024

---

**ROW & Utilities** Pending

---

**Design** Pending

---

**Funding** Pending



## Recent Activity:

Cameron County / CCRMA entered into an ILA for PE/Env Clearance on 02/2023.

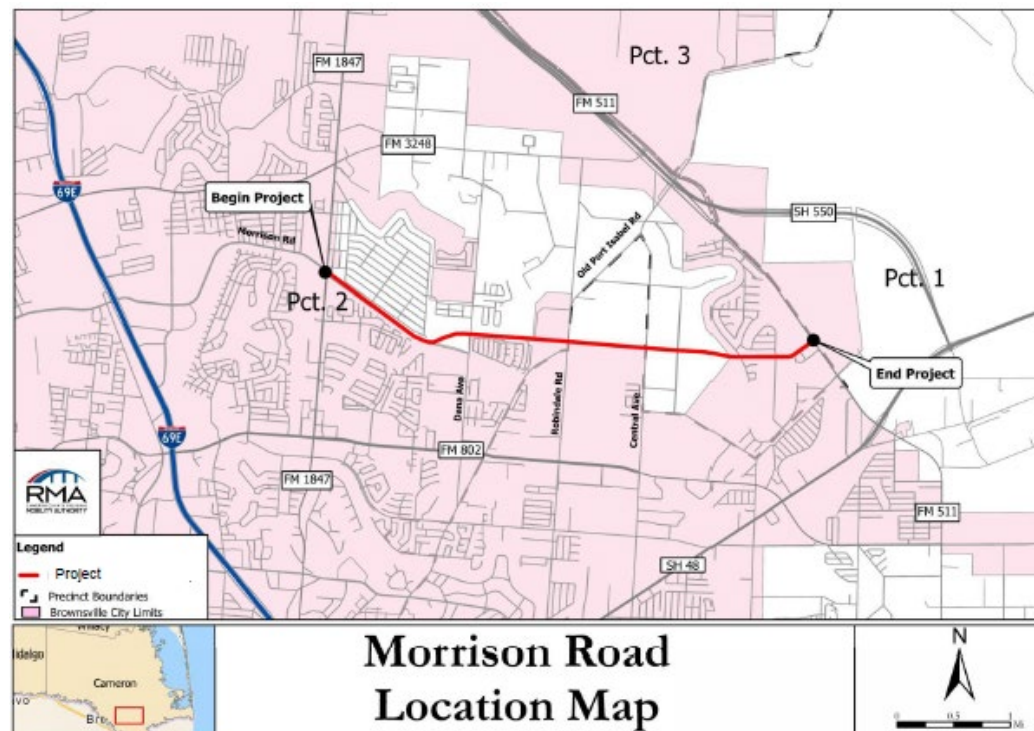
TxDOT concurred with continuing to classify the project as an Environmental Assessment document.

Technical Preferred Alternative anticipated early 2025.

# Morrison Road

## CSJ: 0921-06-291

This is a new location road from FM 1847 to FM 511. When complete, Morrison Road will go from FM 3248 to FM 511. This project will provide connectivity to a large retail area in Brownsville and reduce congestion on several major roads.



# Morrison Road

## CSJ: 0921-06-291

Page 112

**Environmental** Underway

**Preliminary Engineering** Underway

**ROW & Utilities** Pending

**Design** Pending

**Funding**



### Recent Activity:

Included in Border Master Plan- High Impact Project  
Environmental and Schematic are under development  
Preliminary Coordination with City and  
Drainage District Underway

CCRMA received comments on Functional Classification and  
addressed those comments in July 2023  
Functional Classification Received 04/04/24

# FM 1847

## CSJ: 0921-06-325

On West Side of FM 1847, from Resaca Retreat Dr. to First Street the project will include the construction of sidewalks and upgrade ramps to ADA standards on west side of FM 1847 where there are no existing sidewalks connecting large residential areas to the Los Fresnos High School and Park.



### Previous Activity:

Revised limits: Resaca Retreat Dr. to First St.

Environmentally Cleared (CE) 8/16/2022

PS&E-100% Feb 2023; 100% Bid Package Apr 2023; Letting Aug 2023.

Funding: \$390,000 Available for Construction

Bids opened 8/30/2023

City of Los Fresnos awarded bid on October 10, 2023

Construction commenced 04/02/24



# FM 1847

## CSJ: 0921-06-325

Environmental



Preliminary  
Engineering



ROW & Utilities



Design



Funding



### Recent Activity (thru 05/31/24):

Contract Amount: \$486,888.00

Change Order(s) Amount: \$-696.00

Adjusted Contract Amount: \$486,192.00

Contract Time: 60 Days

Amount Invoiced: \$333,244.00

Percent Amount Invoiced: 68.4%

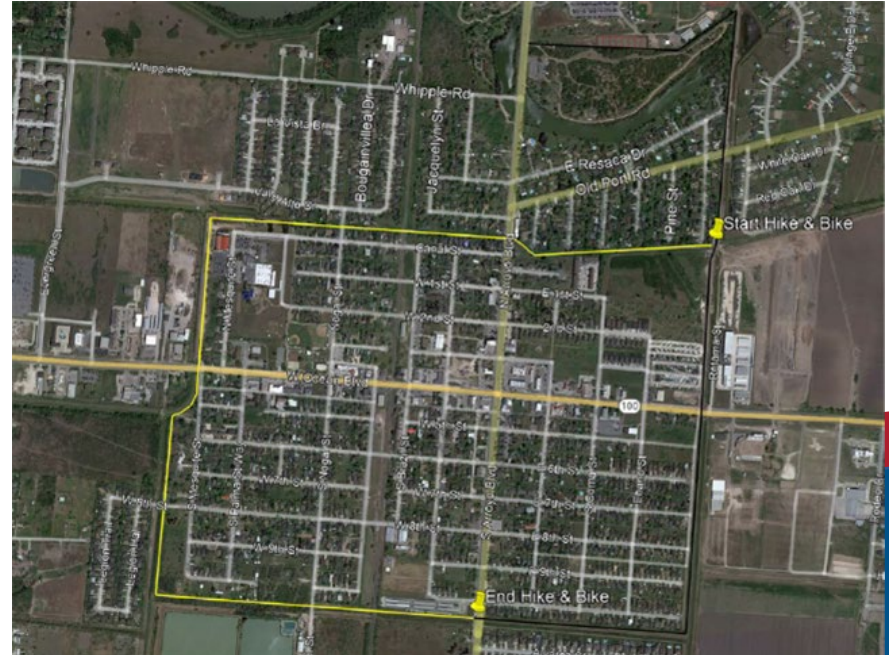
Percent Complete: 73.3%



# Los Fresnos Hike & Bike Trail

## CSJ: 0921-06-334

Continuation of the construction of a 2.1-mile asphalt shared use path around the City of Los Fresnos from the Northeast corner to the South-Central city limits at South Arroyo Blvd. The project compliments / extends the existing hike and bike system from the Los Fresnos Nature Park that primarily utilizes canal easements to define the trail alignment.



# Los Fresnos Hike & Bike Trail

## CSJ: 0921-06-334

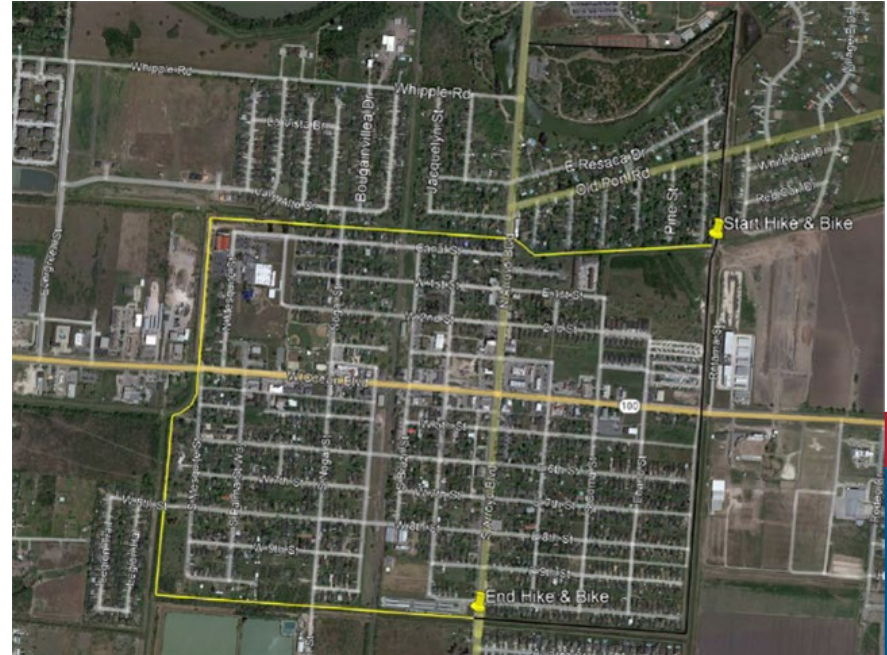
**Environmental** Underway

**Preliminary Engineering** Underway

**ROW & Utilities** Pending

**Design** Pending

**Funding**

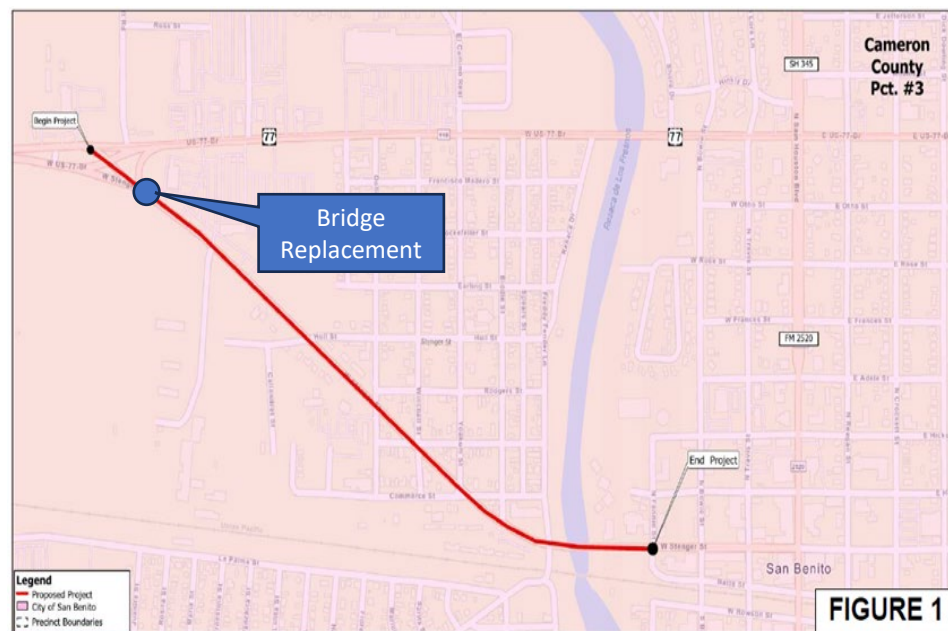


### Recent Activity:

Limits: Compelte loop around City of Los Fresnos  
(from 220 ft. N. of Alvarez St., along canal to 56 ft. S. of Huisache St)  
ILA between CCRMA And COLF has been executed.  
AFA to be finalized after Adoption of May 2024 TIP.  
Environmental & PE to initiated Spring 2024.  
Funding: \$3,027,100 Cat 10 CRP Available.

# Stenger Road Sidewalk Improvements

The project consists of the construction of a 10' concrete shared used path from West BUS 77 to Fannin St. approximately 1.1 miles.



# Stenger Road Sidewalk Improvements

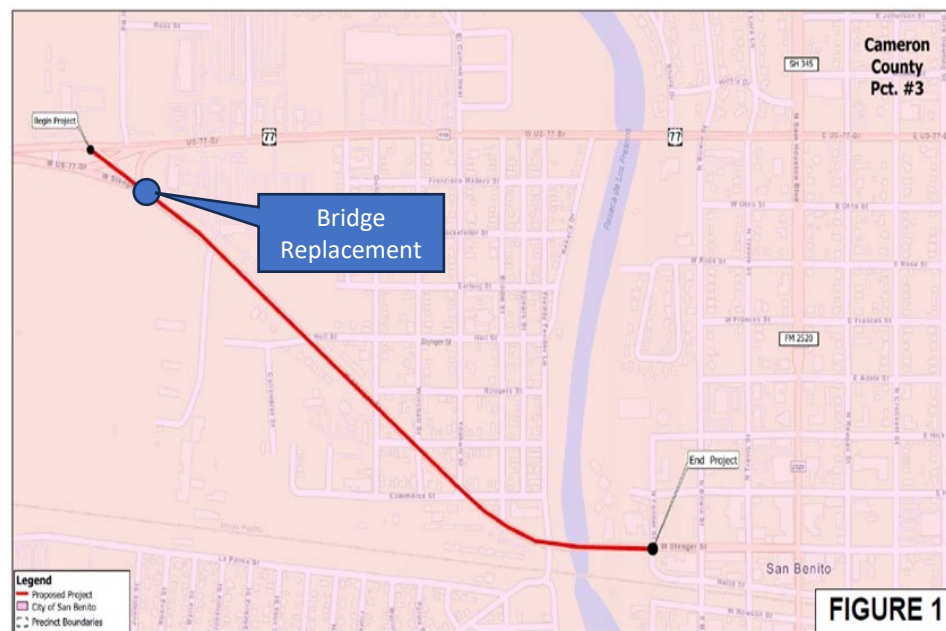
**Environmental** Underway

**Preliminary Engineering** 95%

**ROW & Utilities** Underway

**Design** 30%

**Funding**



**FIGURE 1**

## Recent Activity:

ILA w/ City of San Benito

Limits from West BUS 77 to Fannin St

Funding: \$1,750,156 Cat 10 CRP Available

Bridge Rehab Funded and to be by TxDOT- project to be a State Letting

AFA executed 04/24/24

DCC held 05/10/24

ENV Scoping to take place June 2024

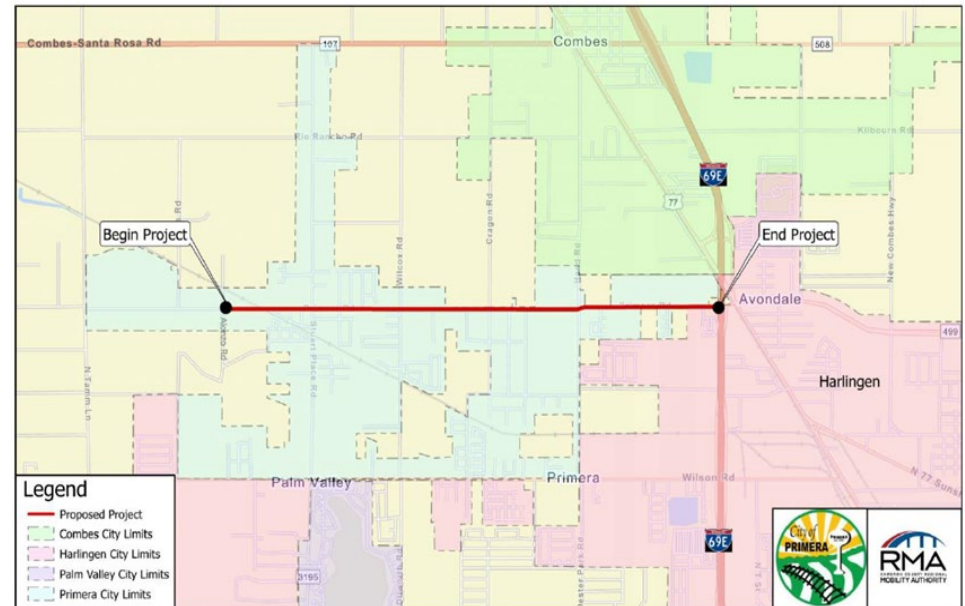
Schematic layout 95% complete

PS&E 30% submittal underway



# Primera Road Sidewalk Improvements

The project is located in Primera, Texas and consists of installing a concrete sidewalk that will be 8ft wide and is approximately 2.75 miles. The project will begin at Alonzo Road and end at the east city limit line near the intersection of Primera Road and US 77 Frontage Rd.





# Primera Road Sidewalk Improvements

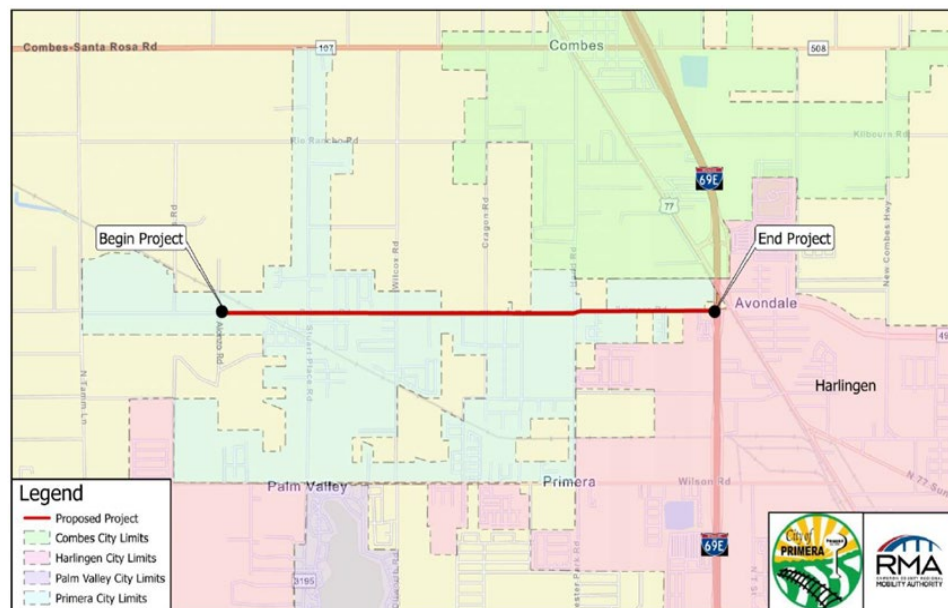
**Environmental** Underway

**Preliminary Engineering** Underway

**ROW & Utilities** Pending

**Design** Pending

**Funding** Pending



## Recent Activity:

ILA w/ City of Primera

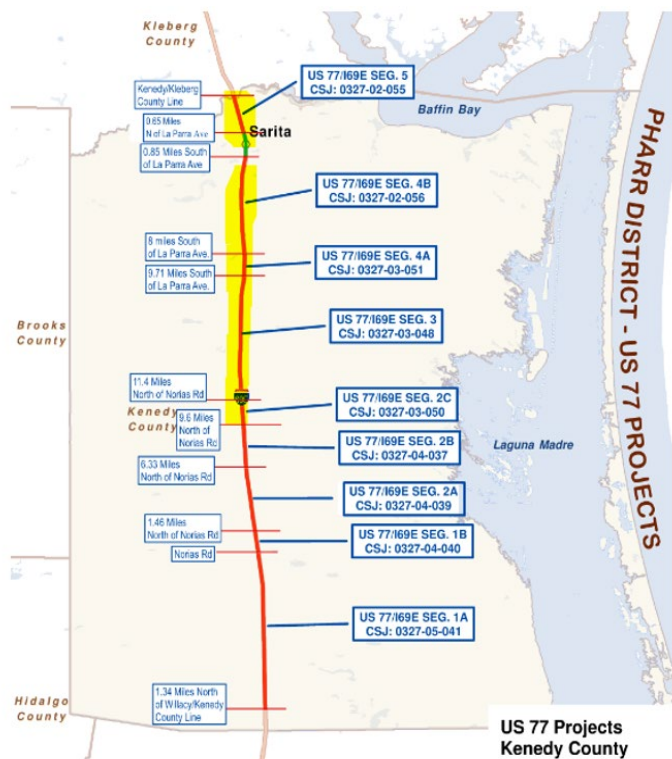
Limits from Alonzo Rd. to West US 77/ I69E Frontage Rd.

Future Transportation Alternatives Set Aside (TASA) Application



# U.S. 77 – I69E Plan

## TxDOT - 2024 UTP



CSJ	Limits	FY	Funding Status	Funding Amount
0327-05-041 Seg. 1A	Norias Rd to 1.34 MI N of Willacy/Kenedy CL	2024	Fully funded	\$214,518,354
0327-04-040 Seg. 1B	1.46 MI N of Norias Rd to Norias Rd	2024	Fully funded	\$31,033,192
0327-04-039 Seg. 2A	6.33 MI N of Noria Rd to 1.46 MI N of Norias Rd	2024	Fully funded	\$100,100,488
0327-04-037 Seg. 2B	9.6 MI N of Norias Rd to 6.33 MI N of Norias Rd	2024	Fully funded	\$61,575,948
0327-03-050 Seg. 2C	11.40 MI N of Norias Rd to 9.6 MI N of Norias Rd	2024	Fully funded	\$35,619,465
0327-03-048 Seg. 3	9.71 MI N of Norias Rd to 11.40 MI N of Norias Rd	2028	None (Requested SWDA)	\$91,500,000
0327-03-051 Seg. 4A	8 MI S of La Parra Ave to 9.71 MI S of La Parra Ave	2031	None (Requested SWDA)	\$20,720,000
0327-02-056 Seg. 4B	0.85 MI S of La Parra Ave to 8 MI S of La Parra Ave	2031	None (Requested SWDA)	\$82,880,000
0327-02-055 Seg. 5	Kenedy/Kleberg CL to 0.65 MI N of La Parra Ave	2033	None (Requested SWDA)	\$33,480,000

**Total Funding Needed \$250M**

**There are 12 international bridges, 3 deep water ports, 6 airports and 1 space port without interstate connectivity.**

# CCRMA Toll System Projects

Page 123

## CCRMA Back Office Update

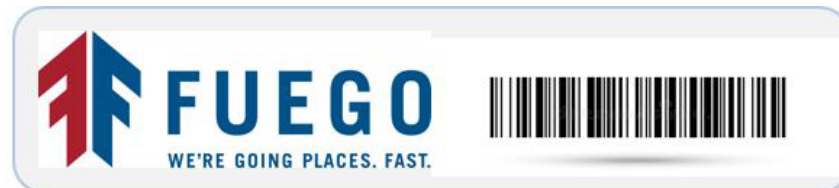
- FUEGO Tag live October 21, 2021
- Customer Tag Functionality
- Electronic Communications
- Customization of Accounts to accommodate Bridges & Parks, as well as future partners
- Redesigned reporting for Interoperability
- New HCTRA BOS with Fuego Tag CUSIOP Interoperability Go Live – July 2024

## CC Intl Bridge Toll Collection System

- Estimated Go Live – 4<sup>th</sup> Qtr 2024
- New lane functionality with ETC Tags and RFID Cards
- Improved Lane processing logic
- Improved transaction accountability and Cash Management process
- Account migration from current system to CCRMA Back Office
- Improvements to increase electronic payment versus cash payment
- Improved system accountability with Digital Video Auditing System

## CC Parks User Fee Collection System

- Estimated Go Live – 3<sup>rd</sup> Qtr 2025
- Complete new system design leveraging ETC in the lanes
- Daily passes can now be offered to ETC customers
- CCRMA tag functionality to replace current monthly, annual, and RV passes
- Improved revenue enforcement using automatic license plate readers (ALPR)
- Improved system accountability with Digital Video Auditing System



## What is Fuego Tag?

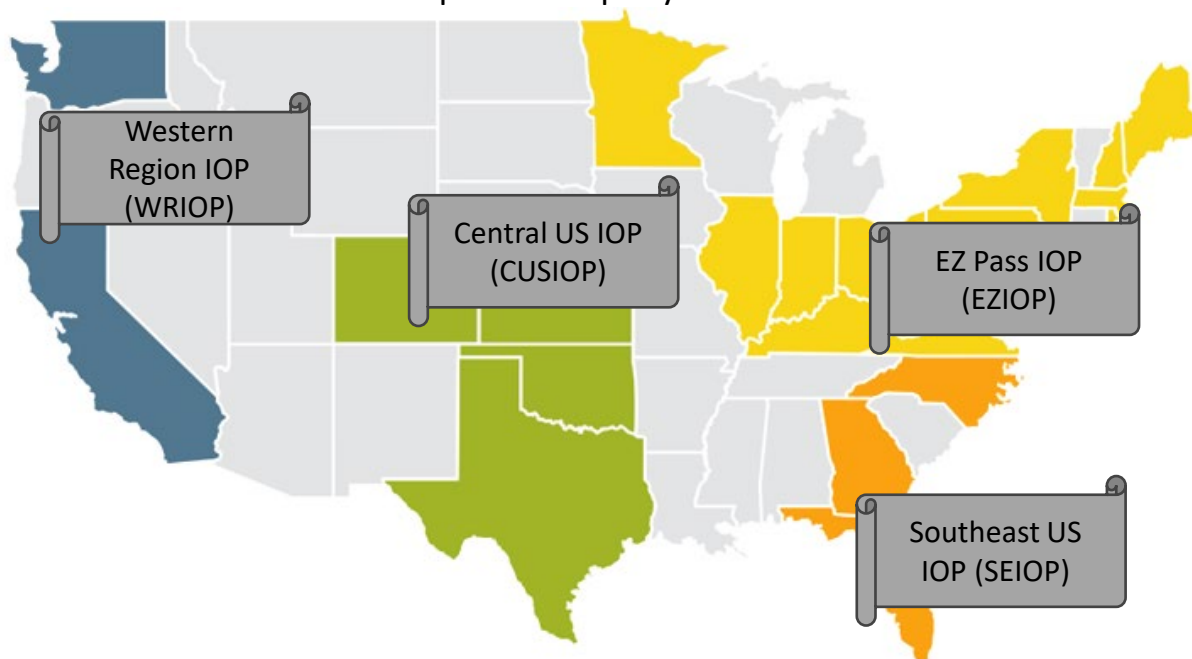
Fuego Tag is an electronic payment method created and operated by the Cameron County Regional Mobility Authority (CCRMA) that allows motorists to pay tolls electronically. Motorists with Fuego tags are allowed to use the State Highway 550 Toll Road with the following benefits:

- Discounted toll rates
- Online account management
- Auto replenishment
- Local Customer Service Center
- Available for commercial and passenger vehicles
- **Tag to be interoperable with tolling entities from the Mexican Border to Canada and Colorado to Florida starting July 2024.**



## Interoperability

Central United States Interoperability (CUSIOP) Hub is the nation's first hub designed to national interoperability standards and has been operational since 2017. CUSIOP Hub facilitates transaction processing, reporting, and reconciliation for the participating agencies in the CUSIOP with over 600 million tolls processed per year.



FOR IMMEDIATE RELEASE  
July 18, 2023

Contact:  
Roxana Sibrian  
Media Relations Manager  
[roxana.sibrian@hctra.org](mailto:roxana.sibrian@hctra.org)  
713-587-7951





### HCTRA and CCRMA partner to expand accessibility and provide more choices for drivers in the region and beyond!

Harris County Commissioners Court has approved an Interlocal agreement with the Cameron County Regional Mobility Authority (CCRMA) to expand accessibility for drivers.

Approval of this agreement allows HCTRA and CCRMA to begin working on an implementation plan that will include CCRMA's FUEGO tag as an acceptable tag on HCTRA toll road lanes.

Once implemented, CCRMA regional and international drivers will be able to travel seamlessly between Cameron County and Harris County. The partnership eliminates the need for regional and international drivers to manage multiple toll accounts. Drivers will only need one transponder in their vehicle and will be able to determine which transponder benefits them the most.

Today, NTTA, TxTag, K-Tag and PIKEPASS are accepted on Harris County Toll Road Authority (HCTRA) operated toll road lanes, and HCTRA EZ TAG is accepted on CCRMA operated toll road lanes.

IOP Hub	Legend	Online Since
CUSIOP		2017
SEIOP		2023
EZIOP		2025
WRIOP		TBD

# CCRMA Partnership Projects with Cameron County

## Cameron County Parks

### Administration Building Project

- New construction with site work of the two-story 8,695 SF County Parks Administration Building, located within Isla Blanca Park.
- **COMPLETED**

## Cameron County Parks

- Wi-Fi Connectivity
- Estimated project cost: \$.5 Million

### Cameron County Parks Warehouse

- New construction with site work of the Cameron County Parks Warehouse
- Estimated project cost: \$4 Million

## Isla Blanca Toll Booths

- Construction of toll booth for Cameron County Beach Access #1
- Estimated project cost: \$0.4 Million
- **COMPLETED**

## Isla Blanca Park Parking

### Lot 10 Expansion

- Construction of the Isla Blanca Park Parking Lot 10 Expansion
- 220 Parking Spaces
- Construction Cost: \$574,800
- **COMPLETED**

## Beach Access 3

- Construction of toll booths for Cameron County Beach Access#3
- Estimated project cost: \$0.3 Million

## Mountain Bike Trail

- Enhancements to existing mountain bike trail at the Pedro "Pete" Benavides County Park, Cameron County Texas
- **COMPLETED**

## Pedro "Pete" Benavides Basketball Court Pavilion

- Construction of a basketball pavilion
- Construction Cost: \$645,000
- Notice to Proceed issued 02.07.22
- **COMPLETED**

# CCRMA PROJECT EXECUTIVE SUMMARY

## **\$30 Million in Projects Currently Under Construction** **\$1.6 Billion CCRMA Overall Project Portfolio**

### **Shovel Ready Projects**

- SH 550 Gap II
  - **\$35 M**
- Old Alice Road
  - **\$ 35 M**

**\$70 Million in Locally Developed  
Shovel Ready Projects.**

### **Projects in Design**

- East Loop
  - **\$216 M**
- FM 509 Extension
  - **\$9 M**
- Whipple Rd.
  - **\$6M**
- Morrison Road Project
  - **\$20M**
- South Parallel Corridor Ph. III
  - **\$10 M**
- West Rail Blvd.
  - **\$7.5 M**
- Misc. Projects

**\$270 Million in Locally Developed  
Shovel Ready Projects.**

### **Projects In Development**

- US 77 / I69E
  - **\$250M**
- SPI 2<sup>nd</sup> access
  - **\$800M**
- Outer Parkway
  - **\$200M**
- Flor de Mayo International Bridge
  - **\$25M**
- I69 Connector
  - **\$250M**
- US 281 Connector
  - **\$140M**

**\$1.7 Billion Planning Phase.**

**14 CCRMA Projects Currently included in the TxDOT Border Master Plan**

**2-1      DISCUSSION AND POSSIBLE ACTION REGARDING THE  
TRANSITION WITH THE HARRIS COUNTY TOLL ROAD  
AUTHORITY.**