



2018 Budget Discussion YEAR IN REVIEW

IMPROVING MORE THAN JUST ROADS

CCRMA

CAMERON COUNTY REGIONAL MOBILITY AUTHORITY

Significant Achievements in FY 2018

- CCRMA expanded offices and **increased** project development **and toll operations staff**
- Procured and secured **GEC contracts** eligible for **Federal/State Funding** for all phases of project development in **Cameron County and Neighboring Counties**
- Executed agreements with Starr County, City of Los Fresnos, City of Brownsville, Brownsville Navigation District and Cameron County to lead in development of **more than 10 New Transportation Projects**
- Secured more than **\$42M** in new funds for **Project Development and Construction** in coordination with MPO's and other local governments
 - \$18.1M South Port Connector
 - \$9.5M SH 550 Gap II
 - \$7.0M FM 509
 - \$6.8M Veterans Bridge POV
 - \$800K Veterans Bridge FAST Lane
 - \$300K Morrison Road
 - \$200K Old Alice Road



+\$42
Million
in new funds

Significant Achievements in FY 2018

- Constructed and opened to traffic **550 GAP I** within schedule and budget - leaving only one GAP pending before entire road becomes **Interstate 169**
- CCRMA expedited and leads the development of the **South Port Connector** through environmental and design phases (key to Space X Infrastructure)
- Strategic **Right of Way** acquisition on projects, including **SPI** and **East Loop**
- CCRMA procured a group of vendors for **Toll System Integration** eligible to develop projects for future partnerships with RMA's and other Local Government agencies



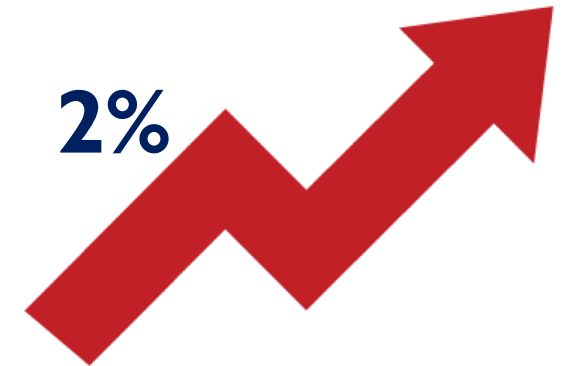
Significant Achievements in FY 2018

- Designed and Implemented a **new Toll Collection System** for the **Pharr International Bridge** making it the first **Regional Partnership** of its kind
- Toll Operations kicked off partnership with **Duncan Solutions for Collections**
- The **Rebranding** of **Logo** and development of **New Website**
- Participated in RGV Livestock Show, TIFT and other **Community Events** to promote CCRMA and SH550
- Construction started on the **Driscoll Relief Route**
- Right of Way Acquisition started on the **Riviera Relief Route**
- **U.S. 77** Project in Willacy County under construction
- **U.S. 77** Projects in **Willacy** and **Kennedy County** scheduled to let **August 2018**



Financial Achievements in FY 2018

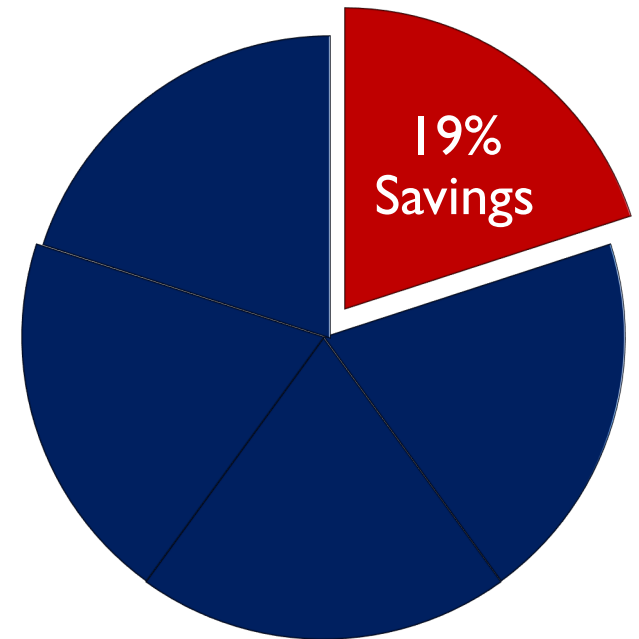
- CCRMA **increased** its **Debt Reserves** for toll bonds by fully funding its **Rate Stabilization Fund** with \$1.6M and increased its **Renewal and Replacement** fund by over \$500K
- Vehicle Registration Fee expected to be **2% above** budgeted amount
- TRZ Revenue expected of \$570K **more than a \$250K increase** over budgeted amount
- Completed bond refunding transaction of **2010 VRF** bonds creating a Net Present Value Savings of **\$280K**
- December 2017 **S&P Global** Long term Bond Rating on VRF Bonds **AA-/Stable**



+\$250K
increase

Financial Achievements in FY 2018

- Total Administrative Revenues and Inflows **above 3%** from budgeted amount
- Administrative Salaries and Benefits expected to be **5% less than budgeted amounts**
- CCRMA is expected to realize a **savings of 19% from budgeted items** for administrative and office expenses
- Toll Operation Revenue **increased 32%** above budgeted amount
- Toll Operations realized a **9% reduction in salaries and benefits** expense from budgeted amounts
- Toll Operations administrative and office expenses expected to be **9% less than budgeted amounts**



Administrative & Office Expenses

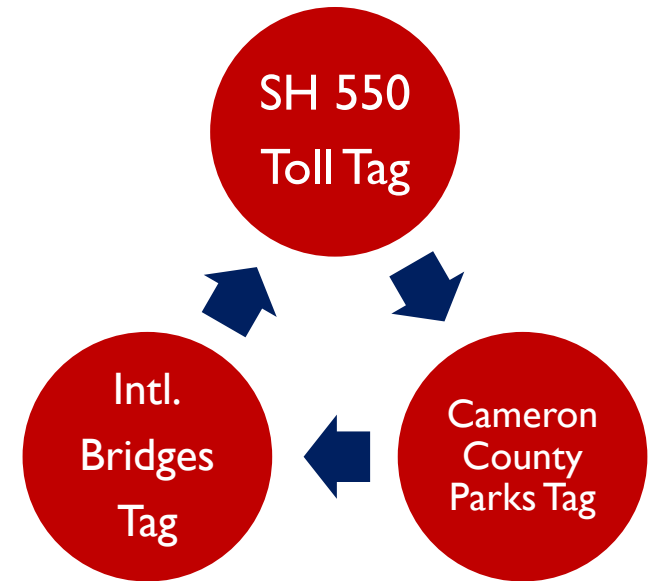
Significant Plans for FY 2019

- Utilize Federal funds for the development of **FM 509, Whipple Road, Morrison Road, East Loop** and **SH 550 GAP II**
- Complete Environmental Process for **Outer Parkway Project**
- Begin development of **FM 1925**
- Begin **Final Phase** of **SPI 2nd Access** Environmental Process
- Begin construction of the **South Port Connector**




Significant Plans for FY 2019

- Expand **Toll Operations CSC** Office and prepare for future expansion
- Develop and issue **CCRMA toll** tag to increase tag penetration and customer convenience
- Establish CSC with other **RMA's Partnerships**
- Extend interoperability of new **CCRMA tag** to **International Bridges** and **Cameron County Parks**
- Partner with **Brownsville Navigation District** to create interoperability and management **Overweight Permit Fees**



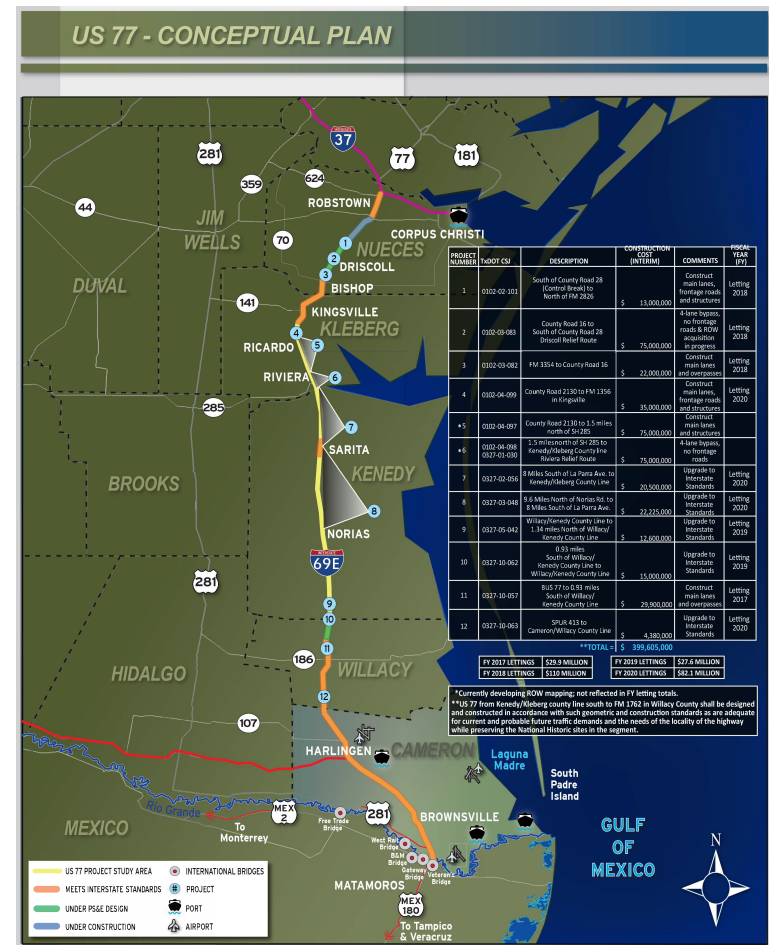
Significant Plans for FY 2019

- Projects at the **Free Trade Bridge**
- Represent County on **International Issues** associated with the County's International Bridge System
- Update Flor de Mayo **Feasibility Study**
- Cost Benefit Analysis for **Future Funding for Bridge Projects**
- Expansion of **Military Highway**
- Continue on **U.S. 281** Connector



Significant Plans for FY 2019

- Continue to Coordinate with **Space X Infrastructure Improvements** needed for 2019 Launch (6 Transportation Modes)
- Continue **Partnership with the Port of Brownsville** to establish a Transportation Corridor between the Port and the **Port of Altamira** utilizing the existing **Presidential Permit**
- Continue to Advocate for **U.S. 77 Projects** in Riviera, Ricardo and Kingsville
- Continue to Advocate for **MPO Merger**
- Legislative Issues associated with the **86th Legislative** Session



Capital Project Expenses

	Federal/State Funding 2019	Local Govt Funding 2019	CCRMA Funding 2019	CCRMA Funding Source
Capital Projects				
SPI 2nd Access	850,000	-	50,000	TRZ
Outer Parkway	350,000	-	25,000	TRZ
FM 1925	-	-	50,000	TRZ
SH 550 GAP II	850,000	-	212,500	TRZ/Tolls
East Loop	600,000	-	150,000	TRZ/*45,000
FM 509	680,000	-	-	TRZ/*50,000
	<u>\$ 3,330,000</u>	<u>\$ -</u>	<u>\$487,500</u>	

Capital projects are in various phases of development. CCRMA provides direct funding by administering and managing project directly with staff. Additional funding to pay for GEC consultants would be provided by TRZ funds for projects that are eligible.

**In Kind Services provided by CCRMA Staff*

Capital Project Expenses

	Federal/State Funding 2019	Local Govt Funding 2019	CCRMA Funding 2019	CCRMA Funding Source
Capital Projects				
<i>Interlocal Agreement Projects</i>				
Cameron County				
Veterans Bridge POV Expansion	-	200,000	-	*18,500
Veterans Bridge Fast Lane	-	858,000	-	*25,000
Old Alice Road	-	150,000	-	*75,000
Flor de Mayo Bridge	-	35,000	-	*15,000
Brownsville Navigation District				
South Port Connector	16,500,000	5,125,000	50,000	TRZ/*175,000
City of Brownsville				
Morrison Road	250,000	62,500	-	*25,000
Indiana Road	-	-	-	*12,500
Naranjo Road	-	-	-	*12,500
City of Los Fresnos				
Whipple Road	185,000	46,250	-	*20,000
Henderson Road	-	-	-	*5,000
	<hr/> \$ 16,935,000	<hr/> \$6,476,750	<hr/> \$ 50,000	

**In Kind Services provided by CCRMA Staff*

Administrative Revenues

	Budget 2018	Expected Result 2018	Budget 2019
Operating Revenue			
Vehicle registration fee	3,150,000	3,200,000	3,225,000
Interlocal Revenue	50,000	35,000	100,000
Total Operating Revenue	\$ 3,200,000	\$ 3,235,000	\$ 3,325,000
Non-Operating Revenue/Inflow/Restricted			
Interest revenue	15,000	25,000	30,000
Other non-operating revenue	344,000	332,736	330,000
Transportation Reinvestment Zone (Restricted)	275,000	574,508	625,000
Project Grant Revenue (Restricted)	7,500,000	7,500,000	2,565,000
Total Non-Operating Revenue	\$ 8,134,000	\$ 8,432,244	\$ 3,550,000
Total Budgeted Cash Inflows	\$ 11,334,000	\$ 11,667,244	\$ 6,875,000

Administrative Expenses

	Budget 2018	Expected Result 2018	Budget 2019
Salaries and Benefits Administrative			
Salaries	628,250	615,000	630,000
Employee Benefits & Taxes	151,559	128,500	196,423
Total Salaries and Benefits	\$ 779,809	\$ 743,500	\$ 826,423
Administrative and Office Expenses			
Total Administrative and Office Expenses	\$ 625,562	\$ 509,685	\$ 584,000
Non-Operating Expenses			
2010B VRF Bond Interest & Principal	1,017,853	1,017,853	1,100,000
2014 Refunding 2010A Interest & Principal	973,100	973,100	975,200
2017 Refunding 2010A Interest & Principal	113,200	113,200	178,800
TRZ Capital Projects (Restricted)	275,000	275,000	625,000
Project Grant Expenses (Restricted)	7,500,000	7,500,000	2,565,000
Total Non-Operating Expenses	\$ 9,879,153	\$ 9,879,153	\$ 5,444,000
Total Budgeted Cash Outflows	\$ 11,284,524	\$ 11,132,338	\$ 6,854,423

Toll Operations Revenues

	Budget 2018	Expected Result 2018	Budget 2019
Toll Operating Revenue			
Interop AVI revenue	589,000	685,000	650,000
TPS Toll Revenue	1,390,800	1,985,397	1,850,000
Bridge interoperability	15,000	20,000	325,000
MSB PBM toll revenue	2,200	5,138	-
MSB PBM violation revenue	7,000	12,600	-
Other toll revenue/Interlocal	85,000	55,000	150,000
Total	\$ 2,089,000	\$ 2,763,135	\$ 2,975,000
Non-Operating Revenue/Inflow/Restricted			
Pass through agreement	1,385,000	1,385,000	1,385,000
Other Financing Source - Debt Reserve Funds	863,938	863,938	863,938
Total	\$ 2,248,938	\$ 2,248,938	\$ 2,248,938
Total Budgeted Inflows	\$ 4,337,938	\$ 5,012,073	\$ 5,223,938

Toll Operations Expenses

	Budget 2018	Expected Result 2018	Budget 2019
Salaries and Benefits Administrative			
Salaries	379,270	362,500	641,500
Employee Benefits & Taxes	145,861	115,000	191,757
Total Salaries and Benefits	\$ 525,131	\$ 477,500	\$ 833,257
Administrative and Office Expenses			
Total Administrative and Office Expenses	\$ 1,182,250	\$ 1,090,415	\$ 1,424,750
Non-Operating Expenses			
2012 Toll Revenue Bonds Interest & Principal	1,283,000	1,283,000	1,283,000
2014 CO Toll Revenue Bonds Interest & Principal	169,550	169,550	169,550
2015 CO Toll Revenue Bonds Interest & Principal	146,688	146,688	146,688
2016 Toll Refund Bonds Interest & Principal	649,700	649,700	649,700
Bond Debt Reserves	185,000	780,000	341,993
Maintenance & Capital Improvements	196,619	415,220	375,000
Total Non-Operating Expenses	\$ 2,630,557	\$ 3,444,158	\$ 2,965,931
Total Budgeted Outflows	\$ 4,337,938	\$ 5,012,073	\$ 5,223,938

