THE STATE OF TEXAS §

COUNTY OF CAMERON §

BE IT REMEMBERED on the 9th day of February 2018, there was conducted a Special Meeting of the Cameron County Regional Mobility Authority, at the CCRMA Administrative Office, 3470 Carmen Avenue, Suite 5 thereof, in Rancho Viejo, Texas, for the purpose of transacting any and all business that may lawfully be brought before the same.

THE BOARD MET AT:

12:00 Noon

PRESENT:

FRANK PARKER, JR.
CHAIRPERSON

RUBEN GALLEGOS, JR.
DIRECTOR

HORACIO BARRERA
DIRECTOR

MICHAEL F. SCAIEF
DIRECTOR

MARK ESPARZA
DIRECTOR

NAT LOPEZ
DIRECTOR

DR. MARIA VILLEGAS, M.D.
DIRECTOR

ABSENT

ABSENT

ABSENT

The Meeting was called to order by Chairman Frank Parker, Jr., at 12:00 Noon. At this time, the Board considered the following matters as per CCRMA Agenda posted and filed for Record in the Office of the County Clerk on this 6th day of February, 2018 at 8:20 A.M.

AGENDA

Special Meeting of the Board of Directors
Of the
Cameron County Regional Mobility Authority

3470 Carmen Avenue, Suite 5
Rancho Viejo, Texas 78575

February 09, 2018

12:00 Noon

PUBLIC COMMENTS:

1. **Public Comments.**

PRESENTATIONS, RESOLUTIONS AND/OR PROCLAMATION ITEMS:

2. **Presentations/Resolutions/Proclamations.**

   A. **Presentation on the Status of the SH 550 Gap 1 Project, CBP FAST Lane Expansion Project and the CBP Primary Lanes Expansion Project.**

CONSENT ITEMS:

3. **All Item(s) under the Consent RMA Agenda are heard collectively unless opposition is presented, in which case the contested Item will be considered, discussed, and appropriate action taken separately.**

   A. **Consideration and Approval of the Minutes for:**

      January 11, 2018 Regular Meeting.

ITEMS FOR DISCUSSION AND ACTION:

4. **Action Items.**

   A. **Approval of Claims.**

   B. **Consideration and Approval of the Financial Statements and Budget Amendments for the month of December 2017.**

   C. **Consideration and Approval of Estimated SH 550 Gap 1 Contractor Pay Request for the Month of January and Authority to Release Payment once approval from TxDOT is obtained.**

   D. **Consideration and Approval of General Engineering Contract between the Cameron County Regional Mobility Authority and Figg Engineering.**

E. Consideration and Approval of General Engineering Contract between the Cameron County Regional Mobility Authority and S&B Infrastructure.

F. Consideration and Approval of General Engineering Contract between the Cameron County Regional Mobility Authority and Halff & Associates.

G. Consideration and Authorization to Receive sealed Bids for the FAST Lane Expansion Project at the Veterans International Bridge at Los Tomates.

H. Consideration and Approval of Interlocal Agreement between the Cameron County Regional Mobility Authority and Cameron County to allow the CCRMA to develop an environmental document for the Old Alice Road Project.

I. Consideration and Approval of Change Order Number 3 with Foremost for the SH 550 Gap 1 Project.

EXECUTIVE SESSION:

5. Executive Session.

   A. Confer with Legal Counsel regarding Cause No. 2014-DCL-02536-D, Cameron County Regional Mobility Authority v. MCAR Development, Ltd., et al. (Parcel 8), pursuant to Vernon Texas Code Annotated (V.T.C.A.), Government Code, Section 551.071 (1) (A) and (B).

   B. Deliberation Regarding Acquisition of Real Property legally described as Espiritu Santo Grant Share 19, Tract 2, 4.3193 Acres, Brownsville, Cameron County, Texas, Pursuant to Vernon Texas Code Annotated (V.T.C.A.), Government Code, Section 551.072.

6. Action Relative to Executive Session.

   A. Possible Action.

   B. Possible Action.

ADJOURNMENT:

Signed this 6th day of February 2018.

Frank Parker, Jr.
Chairman

NOTE:
Participation by Telephone Conference Call – One or more members of the CCRMA Board of Directors may participate in this meeting through a telephone conference call, as authorized by Sec. 370.262, Texas Transportation Code. Each part of the telephone conference call meeting that by law must be open to the public shall be audible to the public at the meeting location and will be recorded. On conclusion of the meeting, the recording will be made available to the public.

PUBLIC COMMENTS

1 PUBLIC COMMENTS

None were presented.

PRESENTATIONS, RESOLUTIONS AND/OR PROCLAMATION ITEMS

2-A Presentation of the Status of the SH 550 Gap 1 Project, CBP FAST Lane Expansion Project and the CBP Primary Lanes Expansion Project.

Mr. Danny Rios with S&B Infrastructure went over the attached Power Point Presentation regarding the SH 550 Gap 1 Project. Mr. Rios also updated the Board on the status of the FAST Lane Project and the Primary Expansion Lanes Project at the Veterans International Bridge.

Vice Chair Gallegos moved to acknowledge the Presentation. The motion was seconded by Secretary Barrera and carried unanimously.

The Presentation is as follows:

CONSENT ITEMS

ALL ITEM(S) UNDER THE CONSENT RMA AGENDA ARE HEARD COLLECTIVELY UNLESS OPPOSITION IS PRESENTED, IN WHICH CASE THE CONTESTED ITEM WILL BE CONSIDERED, DISCUSSED AND APPROPRIATE ACTION TAKEN SEPARATELY

3-A Consideration and Approval of the Minutes for:

January 11, 2018 – Regular Meeting.

Secretary Barrera moved to approve the minutes for January 11, 2018 Regular Meeting. The motion was seconded by Director Lopez and carried unanimously

ACTION ITEMS

4-A Approval of Claims

The attached claims were presented to the Board of Directors for approval.

Mr. Adrian Rincones, RMA Chief Financial Officer went over the Claims and presented into the record.

Secretary Barrera moved to approve the Claims as presented. The motion was seconded by Vice Chair Gallegos and carried as follows:

NOTE: Director Scaief and Director Esparza abstained from the discussion and vote on RMA Claim Number TRB 1.30.18.

AYE: Chairman Parker, Vice Chair Gallegos, Secretary Barrera, Director Lopez and Director Villegas

NAY: None

ABSTAIN: Director Scaief and Director Esparza (on RMA Claim Number TRB 1.30.18)

The Claims are as follows:

4-B Consideration and Approval of the Financial Statements and Budget Amendments for the month of December 2017.

Mr. Adrian Rincones, RMA Chief Financial Officer went over the Financial Statements and presented them into the record.

Director Esparza moved to approve the Financial Statements for the month of December 2017. The motion was seconded by Director Villegas and carried unanimously.

The Financial Statements are as follows:

4-C Consideration and Approval of Estimated SH 550 Gap 1 Contractor Pay Request for the Month of January and Authority to Release Payment once approval from TxDOT is obtained.

Mr. Pete Sepulveda, Jr., RMA Executive Director went over the item with the Board and informed them that the approval was subject to TxDOT approving the Payment.

Director Scaief moved to approve the Estimated SH 550 Gap 1 Contractor Pay Request for the Month of January and Authority to Release Payment once approval from TxDOT is obtained. The motion was seconded by Secretary Barrera and carried unanimously.

4-D Consideration and Approval of General Engineering Contract between the Cameron County Regional Mobility Authority and Figg Engineering.

Vice Chair Gallegos moved to **TABLE** the item. The motion was seconded by Director Villegas and carried unanimously.

4-E Consideration and Approval of General Engineering Contract between the Cameron County Regional Mobility Authority and S&B Infrastructure.

Vice Chair Gallegos moved to **TABLE** the item. The motion was seconded by Director Villegas and carried unanimously.

4-F Consideration and Approval of General Engineering Contract between the Cameron County Regional Mobility Authority and Halff & Associates.

Vice Chair Gallegos moved to **TABLE** the item. The motion was seconded by Director Villegas and carried unanimously.

4-G Consideration and Authorization to Receive sealed Bids for the FAST Lane Expansion Project at the Veterans International Bridge at Los Tomates.

Mr. Pete Sepulveda, Jr., RMA Executive Director advised the Board that Cameron County had approved the Cameron County Regional Mobility Authority receiving bids for the FAST Lane Expansion Project. Mr. Sepulveda also informed the Board that Cameron County will fund the construction of the Project.

Director Scaief moved to Receive sealed Bids for the FAST Lane Expansion Project at the Veterans International Bridge at Los Tomates. The motion was seconded by Secretary Barrera and carried unanimously.

4-H Consideration and Approval of Interlocal Agreement between the Cameron County Regional Mobility Authority and Cameron County to allow the CCRMA to develop an environmental document for the Old Alice Road Project.

Mr. Pete Sepulveda, Jr., RMA Executive Director advised the Board that Cameron County had requested for the Cameron County Regional Mobility Authority to handle the environmental phase of the Project. Mr. Sepulveda also informed the Board that Cameron County has approved the Interlocal Agreement.

Secretary Barrera moved to approve an Interlocal Agreement between the Cameron County Regional Mobility Authority and Cameron County to allow the CCRMA to develop an environmental document for the Old Alice Road Project. The motion was seconded by Director Scaief and carried unanimously.

4-I Consideration and Approval of Change Order Number 3 with Foremost for the SH 550 Gap 1 Project.

Mr. Pete Sepulveda, Jr., RMA Executive Director advised the Board about the Change Order and it being a decrease in the total cost.

Vice Chair Gallegos moved to approve Change Order Number 3 with Foremost for the SH 550 Gap 1 Project. The motion was seconded by Director Villegas and carried unanimously.

EXECUTIVE SESSION ITEMS

Vice Chair Gallegos made a motion at 12:42 P.M. to go into Executive Session. The motion was seconded by Director Esparza and carried unanimously.

5-A Confer with Legal Counsel regarding Cause No. 2014-DCL-02536-D, Cameron County Regional Mobility Authority v. MCAR Development, Ltd., et al. (Parcel 8), pursuant to Vernon Texas Code Annotated (V.T.C.A.), Government Code, Section 551.071 (1) (A) and (B).

5-B Deliberation Regarding Acquisition of Real Property legally described as Espiritu Santo Grant Share 19, Tract 2, 4.3193 Acres, Brownsville, Cameron County, Texas, Pursuant to Vernon Texas Code Annotated (V.T.C.A.), Government Code, Section 551.072.

Vice Chair Gallegos made a motion to come back to open session at 12:52 P.M. The motion was seconded by Director Villegas and carried unanimously.

ACTION RELATIVE TO EXECUTIVE SESSION:

6-A Confer with Legal Counsel regarding Cause No. 2014-DCL-02536-D, Cameron County Regional Mobility Authority v. MCAR Development, Ltd., et al. (Parcel 8), pursuant to Vernon Texas Code Annotated (V.T.C.A.), Government Code, Section 551.071 (1) (A) and (B).

Vice Chair Gallegos moved to proceed as discussed in Executive Session. The motion was seconded by Director Esparza and carried unanimously.

6-B Deliberation Regarding Acquisition of Real Property legally described as Espiritu Santo Grant Share 19, Tract 2, 4.3193 Acres, Brownsville, Cameron County, Texas, Pursuant to Vernon Texas Code Annotated (V.T.C.A.), Government Code, Section 551.072.

Director Scaief moved to proceed as discussed in Executive Session. The motion was seconded by Director Villegas and carried unanimously.

ADJOURNMENT

There being no further business to come before the Board and upon motion by Director Esparza and seconded by Vice Chair Gallegos and carried unanimously the meeting was **ADJOURNED** at 12:53 P.M.

APPROVED this 26th day of March **2018.**

CHAIRMAN FRANK PARKER, JR.

ATTESTED:

HORACIO BARRERA, SECRETARY

2-A PRESENTATION ON THE STATUS OF THE SH 550 GAP 1 PROJECT, CBP FAST LANE EXPANSION PROJECT AND THE CBP PRIMARY LANES EXPANSTION PROJECT.

SH550 - GAP 1 PROJECT

- SH 550 GAP 1 (SBI Team tasked with PS&E and CM)
  - Limits from 0.53 miles east of Old Alice Road to 0.48 miles west of FM 1847, approx. 1.24 miles
- SH 550 Gap 1 Construction Items
  - Construction of tolled lanes with concrete pavement for the first "Gap" of SH 550.
  - Slope erosion repairs and bridge riprap repairs at FM 1847
  - Slope erosion repairs at Union Pacific Railroad Crossing
  - Bridge Construction on Southbound main lanes for Drain Ditch #3

S&B INFRASTRUCTURE, LTD.

SH550 – GAP 1 PROJECT KEY DATES

- Bids Received on - January 31, 2017
- Acknowledgement from TxDOT received on 4/13/17 on Bid Analysis;
- Pre-Construction Meeting – July 6, 2017
- Notice To Proceed Issued – July 10, 2017
- Actual Construction Start Date – July 10, 2017
- 60% Complete as of January 25, 2017
- Anticipated Project Completion – Spring 2018

S&B INFRASTRUCTURE, LTD.

SH550 – GAP 1 Important Task Activities this Period

PAVEMENT MARKINGS FOF TCP PHASE II

MOVING CONCRETE BARRIERS TO IMPLEMENT TCP PHASE II

SH550 – GAP 1 Important Task Activities this Period

MILLING EXISTING ASPHALT

REMOVING EXISTING MOW STRIP

SH550 – GAP 1 Important Task Activities this Period

COMPLETING 22 FT WIDE SECTION NBML

CONCRETE FINISHING ON
CONCRETE PAVEMENT NBML

SH550 – PAY ESTIMATE #8 – JANUARY 2018

Estimate No. 8

Original Contract Days	180		
Days Added by Change Order	0		
Total Contract Time	180		
Contract Days Previously Billed	108		
Contract Days this Period	13w+7rd+4sd		
Days Remaining	72		
% Contract Time Utilized	60%		
Contract Amount		$ 7,138,812.45	
Change Order #1 Dollars		$ -14,700.00	
Change Order #2 Dollars		$ 3,815.00	
Revised Contract Amount		$ 7,127,927.45	
Previous Payments		$ 3,259,788.99	
Balance Due this Estimate		**$ 416,668.08**	
Net Amount Earned to Date		$ 3,676,457.07	
Percentage of Contract Billed to Date			51.58%
Balance of Contract		$ 3,451,470.38	48.42%

SH550 – GAP 1 PROJECT STAFFING

BASED ON JANUARY ESTIMATE #8

Local (RGV) Contractor Personnel – 16

Non-Local (RGV) Contractor Personnel – 22

Local (RGV) CM Personnel – 1 FTE

Total Personnel – 39 FTE

SH550 – GAP 1 PAYMENT FUNDS DISTRIBUTION

BASED ON JANUARY ESTIMATE #8

Total Paid to Date (JANUARY 2018 Estimate) – $3,676,457.07

Local (RGV) Contractor Payments – $2,717,112.14 (73.91%)

Non-Local (RGV) Contractor Payments – $959,344.93 (26.09%)
(Guard Fencing and Crash Cushions (Laredo Striping) and BMP Environmental (D&S Const.), Electrical (Levy Company)

VETERANS BRIDGE – CBP FAST LANE EXPANSION PROJECT

- **90% Plans Submitted -- Jan. 19, 2018**
- **CBP Comments Received -- Feb. 5, 2018**
- **100% Plans Submittal -- Feb. 13, 2018**
- **Projected CBP Approval -- Feb. 26, 2018**
- **Projected Construction Start -- April 2018**
  - ❑ **Note: Cameron County approved to fund construction costs.**
- **Go Live (Projected) -- June 2018**

VETERANS BRIDGE – CBP PRIMARY LANES EXPANSION SITE PLAN

- **Conceptual Layout Approval – Feb. 2018**
- **Technical Requirements package – March 2018**
- **Design Stage – April – Sept. 2018**
- **Construction – Nov. 2018 – Nov. 2019**
- **Go Live – Dec. 2019**

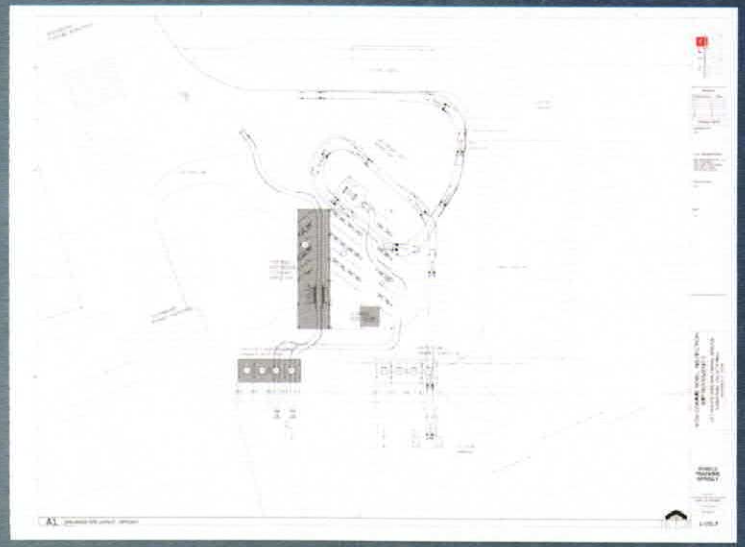

- ❑ **Note: Dates based on CBP provided Roadmap**

4-A APPROVAL OF CLAIMS.

CAMERON COUNTY REGIONAL MOBILITY AUTHORITY
Invoices Selected for Payment - Claims to be Paid
100 - Operating

Vendor ID	Vendor Name	Invoice Number	Cash Required	Invoice/Credit Description	PROJ Title	Transfer funds	Funding Source	Bank Account
S&B	S&B Infrastructure, LTD	U2299.111-01	19,288.78	SPI Environmental & Data Collection	South Padre Island 2nd Access	No	FAA	
S&B	S&B Infrastructure, LTD	U2299.112-01	10,032.28	PS&E for FAST Lane Improvements	CC- Veterans Bridge	No	Interlocal - CC	
S&B	S&B Infrastructure, LTD	U2299.112.02	77,471.45	PS&E for FAST Lane Improvements	CC- Veterans Bridge	No	Interlocal - CC	
S&B	S&B Infrastructure, LTD	U2299.113-01	35,511.74	PS&E for POV Expansion Veterans	CC- Veterans Bridge	No	Interlocal - CC	
S&B	S&B Infrastructure, LTD	U2299.113-02	8,851.94	PS&E for POV Expansion Veterans	CC- Veterans Bridge	No	Interlocal - CC	
S&B	S&B Infrastructure, LTD	U2299.600-08R	80,245.41	Preliminary Engineering on Outer Parkway Jan 2018	Outer Parkway	No	FAA	
Pending Claims			352,717.20					
CCRMA Indirect	CCRMA Payroll - Direct Deposit	Admin PR 2.1.18	13,674.96	Payroll for period ending 2.1.18	Indirect	Yes	Local	Operations
EFTPS-ACH	IRS US Treasury - ACH for Payroll Taxes	EFTPS 2.1.18	8,709.02	EFTPS Pmt 2.1.18	Indirect	Yes	Local	Operations
HNTB	HNTB CORPORATION	2-62837-PL-008	11,538.61	Environmental Services Port Connector	Port Connector - SH32	Yes	Interlocal - BND	Operations
HNTB	HNTB CORPORATION	3-62837-PL-008	11,538.61	Environmental Services Port Connector	Port Connector - SH32	Yes	Interlocal - BND	Operations
HNTB	HNTB CORPORATION	5-62837-PL-008	25,961.88	Environmental Services Port Connector	Port Connector - SH32	Yes	Interlocal - BND	Operations
Leons Contractors &	Leons Contractors & Construction	2.7.18	950.00	Admin Office installation of shelves and repairs	Indirect	Yes	Local	Operations
Locke Lord	Locke Lord LLP	1389277	273.38	Meetings with Senate Transportation Committee staff regarding toll enforcement information	Indirect	Yes	Local	Operations
Locke Lord	Locke Lord LLP	1389278	6,753.34	Conferences regarding clarification of open records related to toll collection and enformcement.	SH 550	Yes	Local	Operations
NASCO, Inc.	North American Strategy for Competitiveness	000462	500.00	NASCO Annual Membership April 2018 - March 2019	Indirect	Yes	Local	Operations
Office World	Office World	3989	1,437.00	Admin desks for suite 7	Indirect	Yes	Local	Operations
S&B	S&B Infrastructure, LTD	U2299.200-14	27,305.77	CM on the SH550 GAP I project	SH 550	Yes	Local	Operations
S&B	S&B Infrastructure, LTD	U2299.200-15	27,862.68	CM on SH550 GAP I Jan 2018	SH 550	Yes	Local	Operations
Smart Child ACH	Smart Child Support ACH	MI 2.1.18	415.38	MI Child Support Pmt 2.1.18	Indirect	Yes	Local	Operations
TCDRS	Texas County District Retirement System	TCDRS Jan 2018	9,993.48	TCDRS Jan 2018	Indirect	Yes	Local	Operations
Texas Regional	Texas Regional Bank	TRB 1.30.18	2,654.10	Loan Interest Payment	Indirect	Yes	Local	Operations
Xerox	Xerox	092113503	457.89	Admin printer rent for Jan 2018	Indirect	Yes	Local	Operations
Transfer Today for Board Claims			150,026.10					
Total Claims for Approval			502,743.30					

Approved for Transfer _____

Digitally signed by Jesus A Rincones
DN: cn=Jesus A Rincones, o=CCRMA, ou, email=arincones@ccrma.org, c=US
Date: 2018.02.09 10:24:33 -06'00'

CAMERON COUNTY REGIONAL MOBILITY AUTHORITY
Invoices Selected for Payment - Claims to be Paid
525 - Toll Operations

Vendor ID	Vendor Name	Invoice Number	Cash Required	Invoice/Credit Description	PROJ Title	Transfer funds	Funding Source	
Tecsidel SA	Tecsidel SA	Req 01	121,315.60	Tecsidel Project Implementation Milestone 1&2	Pharr-Reynosa Intl Bridge	No	Interlocal - Pharr	
			121,315.60					
PUB	Public Utilities Board	Jan 2018 - 60071	221.35	SH550 Direct Connector Energy Services for Jan 2018	Direct Connectors - SH550	Yes	Local	PBM Tolls
Angel T Perez	Angel Timoteo Perez	SDAP 1.30.18	175.00	Road closure maintenance SD	Indirect	Yes	Local	PBM Tolls
CCRMA Indirect	CCRMA Payroll - Direct Deposit	Admin PR 2.1.18	1,788.39	Payroll for period ending 2.1.18	Indirect	Yes	Local	PBM Tolls
CCRMA Indirect	CCRMA Payroll - Direct Deposit	TPS PR 2.1.18	9,490.57	Payroll for period ending 2.1.18	Indirect	Yes	Local	PBM Tolls
Culligan	Culligan of the Rio Grande Valley	Jan 2018	186.32	Drinking water services for Jan 2018	Indirect	Yes	Local	PBM Tolls
Duncan Solutions	Law Enforcement Systems LLC	DMV001936	278.72	Out of State registration retrival records	Indirect	Yes	Local	PBM Tolls
Emp Cristina Alcocer	Cristina Alcocer	CA 1.31.18	112.52	Supervisor travel reimbursement for training	Indirect	Yes	Local	PBM Tolls
Fagan Consulting	Fagan Consulting LLC	CCOS1801	7,728.00	Toll Operations Support for CUSIOP hub, traffic code-off results	Indirect	Yes	Local	PBM Tolls
LexisNexis	LexisNexis Risk Solutions FL Inc	1546392-201801	195.70	Pre-court program services for Jan 2018	Indirect	Yes	Local	PBM Tolls
Matus Contractor Co	Matus Contractor Company	58	5,000.00	SH550 cutting grass, garbage collection and herbidice	Indirect	Yes	Local	PBM Tolls
SD Servando Cruz	Servando Cruz Jr	SDSC 1.30.18	175.00	Road closure maintenance SD	Indirect	Yes	Local	PBM Tolls
TCDRS	Texas County District Retirement System	TCDRS Jan 2018	6,455.29	TCDRS Jan 2018	Indirect	Yes	Local	PBM Tolls
Time Warner Cable	Time Warner Cable Business Class	0121858020118	1,839.09	Monthly Phone & Internet Services	Indirect	Yes	Local	PBM Tolls
Xerox	Xerox	092113504	297.23	Tolls printer rent for Jan 2018	Indirect	Yes	Local	PBM Tolls
Xerox Corporation	Xerox Financial Services LLC	1055422	1,000.77	Tolls Printer Rent for Mailing services	Indirect	Yes	Local	PBM Tolls
Fagan Consulting	Fagan Consulting LLC	PBT1801	15,288.00	Meetings with TollPlus regarding Pharr Bridge Toll Collection Syst. Syst Implementation Support.	Pharr-Reynosa Intl Bridge	Yes	Local	PBM Tolls

Bank Transfer	50,231.95
Total Claims for Approval	171,547.55

Approved for Transfer

Digitally signed by Jesus A Rincones
DN: cn=Jesus A Rincones, o=CCRMA, ou, email=jrincones@ccrma.org, c=US
Date: 2018.02.09 10:24:47 -06'00'

4-B CONSIDERATION AND APPROVAL OF THE FINANCIAL STATEMENTS AND BUDGET AMENDMENTS FOR THE MONTH OF DECEMBER 2017.

CCRMA

CAMERON COUNTY REGIONAL MOBILITY AUTHORITY



DECEMBER 2017 FINANCIAL REPORT

PETE SEPULVEDA, JR., EXECUTIVE DIRECTOR

JESUS ADRIAN RINCONES, CPA, CFE, CHIEF FINANCIAL OFFICER

CCRMA MONTHLY FINANCIALS

TABLE OF CONTENTS

REVENUES & EXPENSES .....

ADMINISTRATIVE REVENUES AND EXPENSES 1
TOLL OPERATIONS REVENUES AND EXPENSES - ACCRUAL 2
TOLL OPERATIONS REVENUES AND EXPENSES - CASH 4
COMBINED REVENUES AND EXPENSES 6

CAPITAL PROJECT'S .....

SUMMARIZED CAPITAL PROJECTS ACTIVITY 7
DETAILED CAPITAL PROJECTS ACTIVITY 8

FINANCIALS .....

BALANCE SHEET 11
STATEMENT OF CASH FLOW 14

CAMERON COUNTY REGIONAL MOBILITY AUTHORITY
Statement of Revenues, Expenses And Changes in Net Position - Unposted Transactions Included In Report
From 12/1/2017 Through 12/31/2017
(In Whole Numbers)

	Current Period Actual	Current Year Actual	YTD Budget - Original	YTD Budget Variance - Original
Operating Revenues				
Vehicle registration fees	197,250	652,240	3,150,000	(2,497,760)
TRZ revenue	0	0	275,000	(275,000)
Other revenue	713,023	2,443,545	7,844,000	(5,400,455)
Total Operating Revenues	910,273	3,095,785	11,269,000	(8,173,215)
Operating Expenses				
Personnel costs	111,006	208,913	599,809	390,896
Professional services	15,402	23,304	195,000	171,696
Contractual services	1,400	17,608	350,000	332,392
Debt interest	150,253	150,253	2,214,953	2,064,700
Advertising & marketing	0	5,512	25,000	19,488
Data processing	188	1,357	10,000	8,643
Dues & memberships	650	650	20,000	19,350
Education & training	0	768	8,000	7,232
Fiscal agent fees	0	2,170	45,000	42,830
Insurance	3,547	3,712	5,000	1,288
Maintenance & repairs	0	0	10,000	10,000
Office supplies	2,685	11,917	62,562	50,645
Rent	3,168	9,504	42,000	32,496
Travel	1,359	7,717	25,000	17,283
Utilities	428	1,616	8,000	6,384
Other expenses	0	0	5,000	5,000
Total Operating Expenses	290,085	445,001	3,625,324	3,180,323
Non Operating Revenue				
Interest income	2,659	6,038	15,000	(8,962)
Other Financing sources	0	0	50,000	(50,000)
Total Non Operating Revenue	2,659	6,038	65,000	(58,962)
Changes in Net Assets	622,847	2,656,822	7,708,676	(5,051,854)
Net Assets Beginning of Year	2,033,974	0	0	0
Net Assets End of Year	2,656,822	2,656,822	7,708,676	(5,051,854)

CAMERON COUNTY REGIONAL MOBILITY AUTHORITY
- Toll Operations Revenues Expenditures - Accrual - Unposted Transactions Included In Report
From 12/1/2017 Through 12/31/2017

	Current Period Actual	Current Year Actual	YTD Budget - Original	YTD Budget Variance - Original	Prior Year Actual
Toll Operating Revenues					
Toll Operating Revenues					
Toll Revenue	269.84	1,795.55	2,200.00	(404.45)	117,227.48
Toll Violation	1,313.68	9,698.54	7,000.00	2,698.54	78,989.92
Interop Revenue	25,750.00	90,215.00	589,000.00	(498,785.00)	142,096.00
Total Toll Operating Revenues	27,333.52	101,709.09	598,200.00	(496,490.91)	338,313.40
TPS Accrued Revenues					
TPS Toll Revenues	46,032.24	157,345.72	480,000.00	(322,654.28)	25,331.37
TPS RBP Revenue	69,934.95	153,539.32	312,000.00	(158,460.68)	42.21
TPS Violation	208,222.34	810,145.10	598,800.00	211,345.10	0.00
Total TPS Accrued Revenues	324,189.53	1,121,030.14	1,390,800.00	(269,769.86)	25,373.58
Total Toll Operating	351,523.05	1,222,739.23	1,989,000.00	(766,260.77)	363,686.98
Toll Operating Expenses					
Payroll - Direct	2,884.50	10,672.65	0.00	(10,672.65)	0.00
Payroll - Indirect	33,610.08	79,244.01	379,270.00	300,025.99	32,444.52
Payroll Taxes	2,547.75	5,970.00	30,664.00	24,694.00	2,413.42
Payroll Benefits - Retirement	2,912.92	7,021.73	32,252.00	25,230.27	1,610.32
Payroll Benefits TCDRS GTL	36.15	118.50	1,345.00	1,226.50	0.00
Payroll Benefits -	0.00	7,314.78	81,600.00	74,285.22	3,580.94
Advertising &	60.00	3,071.69	60,000.00	56,928.31	9,528.60
Contractual	0.00	0.00	10,000.00	10,000.00	6,000.00
Legal Expense	0.00	2,040.00	30,000.00	27,960.00	0.00
Dues & Memberships	0.00	3,776.16	5,000.00	1,223.84	2,995.46
Education & Training	683.00	1,057.00	6,000.00	4,943.00	1,600.00
2012 Bond Interest	0.00	0.00	1,283,000.00	1,283,000.00	0.00
Maintenance &	1,555.00	3,205.00	25,000.00	21,795.00	3,540.57
Maintenance - SH	4,269.64	15,006.80	100,000.00	84,993.20	11,720.13
Returned Bank Pmt Fees	0.00	48.00	0.00	(48.00)	0.00
Interop Collection	2,250.00	9,519.54	40,000.00	30,480.46	9,459.94
PBM Add on Fees	28.53	190.03	5,000.00	4,809.97	12,426.35
PBM Image Review	0.00	0.00	0.00	0.00	11,539.40
PBM Pre-Court	256.45	550.00	4,000.00	3,450.00	285.00
Office Supplies	1,583.40	4,746.41	25,000.00	20,253.59	6,477.22
2014 CO Bonds	0.00	0.00	169,550.00	169,550.00	0.00
2015 CO Bonds Interest Expense	0.00	0.00	146,688.00	146,688.00	0.00
2016 Series Toll Revenue Bonds	0.00	0.00	649,700.00	649,700.00	0.00
Postage	15,000.00	32,991.99	210,000.00	177,008.01	15,260.20
Rent	1,453.36	4,450.33	25,000.00	20,549.67	915.78
Travel	318.31	1,150.17	12,000.00	10,849.83	5,606.53
Utilities	3,316.95	10,451.03	50,000.00	39,548.97	13,370.86
Bridge Interoperability Maintenance	0.00	0.00	2,250.00	2,250.00	0.00
Toll Road Property Insurance	0.00	14,714.00	80,000.00	65,286.00	14,490.25
Toll Operational	6,216.00	44,158.50	100,000.00	55,841.50	13,579.00
Toll System Provider Maintenance	4,660.97	31,441.59	168,000.00	136,558.41	40,125.00
BOS System Provider Maintenance	23,307.68	37,642.68	180,000.00	142,357.32	0.00
Merchant Card	3,465.45	10,740.66	45,000.00	34,259.34	5.66
Out of State DMV	594.88	1,578.72	0.00	(1,578.72)	0.00
Total Toll Operating	111,011.02	342,871.97	3,956,319.00	3,613,447.03	218,975.15
Changes in Net Assets	240,512.03	879,867.26	(1,967,319.00)	2,847,186.26	144,711.83

CAMERON COUNTY REGIONAL MOBILITY AUTHORITY
- Toll Operations Revenues Expenditures - Cash - Unposted Transactions Included In Report
From 12/1/2017 Through 12/31/2017

	Current Period Actual	Current Year Actual	YTD Budget - Original	YTD Budget Variance - Original	Prior Year Actual
Toll Operating Revenues					
Toll Operating Revenues					
Toll Revenue	269.84	1,795.55	2,200.00	(404.45)	117,227.48
Toll Violation Revenue	1,313.68	9,698.54	7,000.00	2,698.54	78,989.92
Interop Revenue	25,750.00	90,215.00	589,000.00	(498,785.00)	142,096.00
Total Toll Operating Revenues	27,333.52	101,709.09	598,200.00	(496,490.91)	338,313.40
TPS Revenues					
	153,265.52	500,641.28	1,390,800.00	(890,158.72)	67.67
Total TPS Revenues	153,265.52	500,641.28	1,390,800.00	(890,158.72)	67.67
Total Toll Operating	180,599.04	602,350.37	1,989,000.00	(1,386,649.63)	338,381.07
Toll Operating Expenses					
Payroll - Direct	2,884.50	10,672.65	0.00	(10,672.65)	0.00
Payroll - Indirect	33,610.08	79,244.01	379,270.00	300,025.99	32,444.52
Payroll Taxes	2,547.75	5,970.00	30,664.00	24,694.00	2,413.42
Payroll Benefits - Retirement	2,912.92	7,021.73	32,252.00	25,230.27	1,610.32
Payroll Benefits TCDRS GTL	36.15	118.50	1,345.00	1,226.50	0.00
Payroll Benefits -	0.00	7,314.78	81,600.00	74,285.22	3,580.94
Advertising &	60.00	3,071.69	60,000.00	56,928.31	9,528.60
Contractual	0.00	0.00	10,000.00	10,000.00	6,000.00
Legal Expense	0.00	2,040.00	30,000.00	27,960.00	0.00
Dues & Memberships	0.00	3,776.16	5,000.00	1,223.84	2,995.46
Education & Training	683.00	1,057.00	6,000.00	4,943.00	1,600.00
2012 Bond Interest	0.00	0.00	1,283,000.00	1,283,000.00	0.00
Maintenance &	1,555.00	3,205.00	25,000.00	21,795.00	3,540.57
Maintenance - SH 550	4,269.64	15,006.80	100,000.00	84,993.20	11,720.13
Returned Bank Pmt Fees	0.00	48.00	0.00	(48.00)	0.00
Interop Collection	2,250.00	9,519.54	40,000.00	30,480.46	9,459.94
PBM Add on Fees	28.53	190.03	5,000.00	4,809.97	12,426.35
PBM Image Review	0.00	0.00	0.00	0.00	11,539.40
PBM Pre-Court	256.45	550.00	4,000.00	3,450.00	285.00
Office Supplies	1,583.40	4,746.41	25,000.00	20,253.59	6,477.22
2014 CO Bonds	0.00	0.00	169,550.00	169,550.00	0.00
2015 CO Bonds Interest Expense	0.00	0.00	146,688.00	146,688.00	0.00
2016 Series Toll Revenue Bonds	0.00	0.00	649,700.00	649,700.00	0.00
Postage	15,000.00	32,991.99	210,000.00	177,008.01	15,260.20
Rent	1,453.36	4,450.33	25,000.00	20,549.67	915.78
Travel	318.31	1,150.17	12,000.00	10,849.83	5,606.53
Utilities	3,316.95	10,451.03	50,000.00	39,548.97	13,370.86
Bridge Interoperability Maintenance	0.00	0.00	2,250.00	2,250.00	0.00
Toll Road Property Insurance	0.00	14,714.00	80,000.00	65,286.00	14,490.25
Toll Operational	6,216.00	44,158.50	100,000.00	55,841.50	13,579.00
Toll System Provider Maintenance	4,660.97	31,441.59	168,000.00	136,558.41	40,125.00
BOS System Provider Maintenance	23,307.68	37,642.68	180,000.00	142,357.32	0.00
Merchant Card	3,465.45	10,740.66	45,000.00	34,259.34	5.66
Out of State DMV	594.88	1,578.72	0.00	(1,578.72)	0.00
Total Toll Operating	111,011.02	342,871.97	3,956,319.00	3,613,447.03	218,975.15
Changes in Net Assets	69,588.02	259,478.40	(1,967,319.00)	2,226,797.40	119,405.92

CAMERON COUNTY REGIONAL MOBILITY AUTHORITY
Combined Statement of Revenues and Expenses - Unposted Transactions Included In Report
From 12/1/2017 Through 12/31/2017

	Current Period Actual	Current Year Actual	YTD Budget - Original	YTD Budget Variance - Original	Prior Year Actual
Operating Revenues					
Vehicle registration fees	197,250.00	652,240.00	3,150,000.00	(2,497,760.00)	644,410.00
Toll revenues	351,523.05	1,222,739.23	2,004,000.00	(781,260.77)	363,686.98
TRZ revenue	0.00	0.00	275,000.00	(275,000.00)	0.00
Other revenue	713,023.28	2,443,545.30	10,177,938.00	(7,734,392.70)	0.00
Total Operating Revenues	1,261,796.33	4,318,524.53	15,606,938.00	(11,288,413.47)	1,008,096.98
Operating Expenses					
Personnel costs	152,997.88	319,254.87	1,124,940.00	805,685.13	230,180.30
Accounting software and services	402.00	804.00	10,000.00	9,196.00	0.00
Professional services	15,000.00	22,500.00	185,000.00	162,500.00	74,756.00
Contractual services	1,400.00	19,648.35	390,000.00	370,351.65	19,816.58
Debt interest	150,253.00	150,253.00	4,463,891.00	4,313,638.00	306,051.99
Advertising & marketing	60.00	8,583.26	85,000.00	76,416.74	9,937.71
Data processing	187.51	1,357.08	10,000.00	8,642.92	402.00
Dues & memberships	650.00	4,426.16	25,000.00	20,573.84	3,395.46
Education & training	683.00	1,825.00	14,000.00	12,175.00	1,799.00
Fiscal agent fees	0.00	2,170.00	45,000.00	42,830.00	2,170.00
Insurance	3,546.50	18,426.00	85,000.00	66,574.00	15,067.00
Maintenance & repairs	1,555.00	3,205.00	35,000.00	31,795.00	5,070.57
Office supplies	19,268.15	49,655.39	297,562.00	247,906.61	29,746.76
Road maintenance	35,703.74	94,831.73	495,250.00	400,418.27	51,850.79
Rent	4,621.25	13,954.00	67,000.00	53,046.00	6,165.78
Toll services	9,345.86	56,044.79	149,000.00	92,955.21	47,289.69
Travel	1,676.86	8,867.43	37,000.00	28,132.57	10,296.76
Utilities	3,745.17	12,067.39	58,000.00	45,932.61	14,581.11
Other expenses	0.00	0.00	5,000.00	5,000.00	0.00
Total Operating Expenses	401,095.92	787,873.45	7,581,643.00	6,793,769.55	828,577.50
Non Operating Revenue					
Interest income	2,658.96	6,037.90	15,000.00	(8,962.10)	1,416.10
Other Financing sources	7,592.22	11,286.68	50,000.00	(38,713.32)	0.00
Total Non Operating Revenue	10,251.18	17,324.58	65,000.00	(47,675.42)	1,416.10
Changes in Net Assets	870,951.59	3,547,975.66	8,090,295.00	(4,542,319.34)	180,935.58
Net Assets Beginning of Year	2,677,024.07	0.00	0.00	0.00	0.00
Net Assets End of Year	3,547,975.66	3,547,975.66	8,090,295.00	(4,542,319.34)	180,935.58

CAMERON COUNTY REGIONAL MOBILITY AUTHORITY
Capital Project Expenses - Summarized - Unposted Transactions Included In Report
From 12/1/2017 Through 12/31/2017
(In Whole Numbers)

	Current Period Actual	Current Year Actual	YTD Budget - Original	YTD Budget Variance - Original
Capital Projects				
South Padre Island 2nd Access	4,465	5,145	1,250,000	1,244,855
Outer Parkway	0	48,900	1,500,000	1,451,100
FM 1925	0	0	125,000	125,000
West Rail Relocation	265,358	285,802	500,000	214,199
SH 550	0	1,056,621	8,350,000	7,293,379
SH 32 (East Loop)	0	0	5,000,000	5,000,000
Port Connector - SH32	51,275	53,408	0	(53,408)
Port Isabel Access Rd	0	0	50,000	50,000
Spur 54 Project	4,316	16,834	15,000	(1,834)
Pharr-Reynosa Intl Bridge	19,974	178,374	0	(178,374)
Toll Equipment & Operational Infrastructure	6,216	6,216	1,450,000	1,443,784
Total Capital Projects	351,603	1,651,299	18,240,000	16,588,701

CAMERON COUNTY REGIONAL MOBILITY AUTHORITY
Balance Sheet
As of 12/31/2017
(In Whole Numbers)

	Current Year
ASSETS	
Current Assets:	
Cash and cash equivalents	
CCRMA Claims Account	53,086
CCRMA Operating Fund	3,035,358
CCRMA Merchant Card Account	63,880
CCRMA Mail Payments Account	27,926
CCRMA Line of Credit Account - TRB	1,000
Toll Operators Cash	60
TxDMV Escrow Account	15,109
USPS Escrow Account	20,108
TxTag - Replenishment Account	2,251
CCRMA Bond/Debt Funds	902,806
Total Cash and cash equivalents	4,121,585
Restricted cash accounts - debt service	
CCRMA Toll Revenue Funds	170,808
2010 A & B Pledged Revenue Funds	327,336
2010 A Debt Reserve	1,051,831
2010 B Debt Reserve	1,233,825
2012 Bond CAPI funds	999
2012 Bond Operating Fund	5,471
2012 Bonds Rate Stabilization Fund	1,600,000
2012 Bonds Debt Service	1,178,080
2012 Bond Renewal & Replacement Fund	200,000
2012 Pass Thru Pay Revenue ACCU	1,385,000
2014 Refunding Series Escrow Account	671
2014 Refunding Series 10 Proceeds	5,125
Series 2014 Revenue and Tax	1,750
Total Restricted cash accounts - debt service	7,160,897
Accounts receivable	
Accounts Receivable - Customers	3,694
TPS Accounts Receivable	1,792,633
Vehicle Registration Fees - Receivable	605,336
Total Accounts receivable	2,401,664
Accounts receivable - other agencies	
Allowance Accounts Receivable - Tolls	(882,820)
Accounts Receivable - Other Agencies	53,625
Due from Other Agencies	1,059,789
Total Accounts receivable - other agencies	230,594
Prepaid expenses	
Prepaid Rent	3,210
Accrued Interest Earned	1,302
Prepaid Other Expense	5,866
Net Pension Asset	1,428
Total Prepaid expenses	11,806
Total Current Assets:	13,926,545
Non Current Assets:	
Capital assets, net	

CAMERON COUNTY REGIONAL MOBILITY AUTHORITY
Balance Sheet
As of 12/31/2017
(In Whole Numbers)

	Current Year
Land & Right of Way	121,274
Buildings	202,803
Accumulated Depreciation-Buildings	(25,350)
Improvements	20,791
Accumulated Depreciation-Improvements	(1,938)
Furnishings & Equipment	7,597,314
Accumulated Depreciation-Furnishings & Equipment	(1,515,056)
Software & Technology	1,781,245
Accumulated Depreciation Software & Technology	(109,568)
Infrastructure & Utilities	97,809,843
Improvements - Infrastructure	337,157
Accumulated Depreciation-Infrastructure	(5,285,661)
Total Capital assets, net	100,932,853
Capital projects in progress	
CIP - Planning & Coordination	916,413
CIP - Preliminary Engineering & Design	4,219,441
CIP - Environmental Studies	15,555,279
CIP - Mitigation	315,275
CIP - Public Presentations, RFP, RFQ, Bidding & Letting	71,414
CIP - Right of Way	63,334
CIP - Construction	2,924,336
CIP - Construction Management	240,482
CIP - Direct Legal Costs	339,132
CIP - Capitalized Interest	61,658
CIP - Direct Administration	722,036
CIP - Indirect Administration and Overhead	570,258
Toll Equipment & Software in Process	208,518
Total Capital projects in progress	26,207,576
Other assets	
Other Assets	47,382,303
Pharr Reynosa Intl Bridge Project	169,974
Deferred Outflow - Changes of Assumption	1,086
Total Other assets	47,553,363
Unamortized bond prepaid costs	
2012 Bonds Prepaid Insurance	103,821
2014 Bond Prepaid Insurance	10,283
Total Unamortized bond prepaid costs	114,104
Total Non Current Assets:	174,807,896
Total ASSETS	188,734,441
LIABILITIES	
Current Liabilities	
Accounts payable	
AP - Operations	70,736
AP - Project Exenditures	1,011,470
Total Accounts payable	1,082,207
Accrued expenses	

CAMERON COUNTY REGIONAL MOBILITY AUTHORITY
Balance Sheet
As of 12/31/2017
(In Whole Numbers)

	Current Year
TxTag Customer Deposits	(5,900)
Toll Refunds from MSB	8,138
Accrued Expense	426,343
Line of Credit - TRB	983,606
Total Accrued expenses	1,412,187
Payroll liabilities	
Federal Tax Withholding	(133)
Payroll Tax Payable	(235)
Retirement Contribution Payable	406
Health Insurance Payable	2,000
Aflac Employee Liabilities	34
Dental Insurance Payable	25
Employee Vision Insurance	(25)
Total Payroll liabilities	2,073
Deferred revenue	
UFV Fund Deposits	1,654
RBP Customers Refund	38
Deferred Revenue	940
TPS Customer Deposits	2,572
Restricted Funds - West Rail	309,507
Total Deferred revenue	314,710
Total Current Liabilities	2,811,177
Non Current Liabilities	
Due to other agencies	
Cameron County	167,500
Due to other Entity's	2,014,428
Total Due to other agencies	2,181,928
Due to TxDot	
Union Pacific - West Rail Project	31,086,807
Union Pacific - Olmito Switchyard	9,919,811
Pharr-Reynosa Project- Accumulation	218,735
TxDot FAA - South Padre Island	12,991,920
TxDot FAA - West Parkway	2,244,589
TxDot FAA - Outer Parkway	699,933
Total Due to TxDot	57,161,795
Long term bond payable	
2010A Bonds Payable	0
2010B Bonds Payable	15,535,000
2012 Bonds Payable	25,660,000
2012 Unamortized Premium	2,436,060
2014 Bonds Payable	4,305,000
2014 Bond Premium	102,753
2010A Refund Series 2014	4,610,000
2010A Refund Premium Series 2014	78,337
2010A Refunding Deferred Charge 2014 Series	25,226
2015 CO Bonds	4,255,000
2015 CO Bonds Discount	(32,604)

CAMERON COUNTY REGIONAL MOBILITY AUTHORITY
Balance Sheet
As of 12/31/2017

	Current Year
2016 Refunding Series Toll Revenue	15,805,000
2016 Refunding Series Bond Premium	96,173
2016 Refunding Series Deferred Amount on Refunding	746,719
2017 Refunding Bonds 2010A	4,470,000
2017 Refunding Premium	456,100
2017 Refunding Deferred Charge	(365,748)
Total Long term bond payable	78,183,016
Total Non Current Liabilities	137,526,739
Total LIABILITIES	140,337,916
NET POSITION	
Beginning net position	
	45,908,199
Total Beginning net position	45,908,199
Changes in net position	
	3,199,518
Total Changes in net position	3,199,518
Total NET POSITION	49,107,717
TOTAL LIABILITIES AND NET POSITION	189,445,633

CAMERON COUNTY REGIONAL MOBILITY AUTHORITY
Statement of Cash Flows
As of 12/31/2017

	Current Period	Current Year
Cash Flows from Operating Activities		
Receipts from Vehicle Regisration Fees	284,650.00	732,410.00
Receipts from MSB/Interop Toll revenues	1,583.52	48,438.03
Receipts from TPS Toll Revenues	133,557.05	482,225.51
Receipts from Other Operating Revenues	7,592.22	11,286.68
Payments to Vendors	(65,806.27)	(344,543.75)
Payments to Employees	(152,777.88)	(333,709.09)
Total Cash Flows from Operating Activities	208,798.64	596,107.38
Cash Flows from Capital and Related Financing Activities		
Acquisitions of Property and Equipment	(22,524.00)	(50,613.33)
Acquisitions of Construction in Progress	(733,359.45)	(2,700,348.72)
Payments on interest	78,119.67	78,119.67
Payments on Bond Principal	(4,480,000.00)	(4,480,000.00)
Bond and Debt Proceeds	4,676,258.64	5,303,352.52
Proceeds related to Redevelopment Assets	1,747,630.96	1,130,287.08
Advances on FAA and Grant Proceeds	733,400.35	3,912,429.78
Total Cash Flows from Capital and Related Financing Activities	1,999,526.17	3,193,227.00
Cash Flows from Investing Activities		
Receipts from Interest Income	2,658.96	6,037.90
Total Cash Flows from Investing Activities	2,658.96	6,037.90
Beginning Cash & Cash Equivalents	9,071,498.14	7,487,109.63
Ending Cash & Cash Equivalents	11,282,481.91	11,282,481.91

TPS CCRMA

Toll Operations December Updates

Updates from December

Updates	Comments
Collected or made payment arrangements for off cycle letters send in November & December	Total of 47 out of 282 accounts send paid or made arrangements.
Send out third set of off cycle letters.	
Enrolled 49 new vehicles to TxTag	Previous month enrollments were 43. Walking enrollments only
13 new DV enrolled	Previous month enrollments were 29
Enrolled 1 new commercial accounts	Previous month enrollments were 4. 2 accounts with large outstanding balance are in the process on working out payment arrangements.
All images were cleared out of the image review queue.	
10 accounts were sent to court	Hearing Date January 11.

Ongoing Items

Upcoming Changes	Comments
Working with collection company to finalize procedures.	
New set of Off Cycle notices to be send	
We are working with marketing to create notices and ads to educate customers on how to pay.	

Attached:

December Traffic Totals

Payments Received for the December

Year Mail Batch Summary

Out of State December Report

Image Review Totals for the month and year comparisons

Code-Off Totals for the month and year comparisons

TPS CCRMA

December Transaction and Revenue Data by Axle				
2 Axle Passenger Vehicle vs. 3+ Axles Commercial Vehicle				
per Plaza				
Plaza	**2 Axles**	**3+ Axles**	**2 Axle Rev.**	**3+ Axle Rev.**
Mainline NB	20,504	6,776	10,252.00	12,623.50
Mainline SB	17,032	7,777	8,516.00	14,829.00
Port Spur NB	14,175	5,942	7,087.50	11,169.00
Port Spur SB	15,622	7,217	7,811.00	13,863.50
DC Main NB	17,286	5,824	8,643.00	10,838.50
DC Main SB	14,710	6,360	7,355.00	12,002.50
OE Entry NB	17,950	5,960	8,975.00	11,093.00
OE Exit SB	17,363	7,073	8,681.50	13,384.50
Total by Axles	134,642	52,929	$ 67,321.00	$ 99,803.50
Month Total		**187,571**	**$**	**167,124.50**

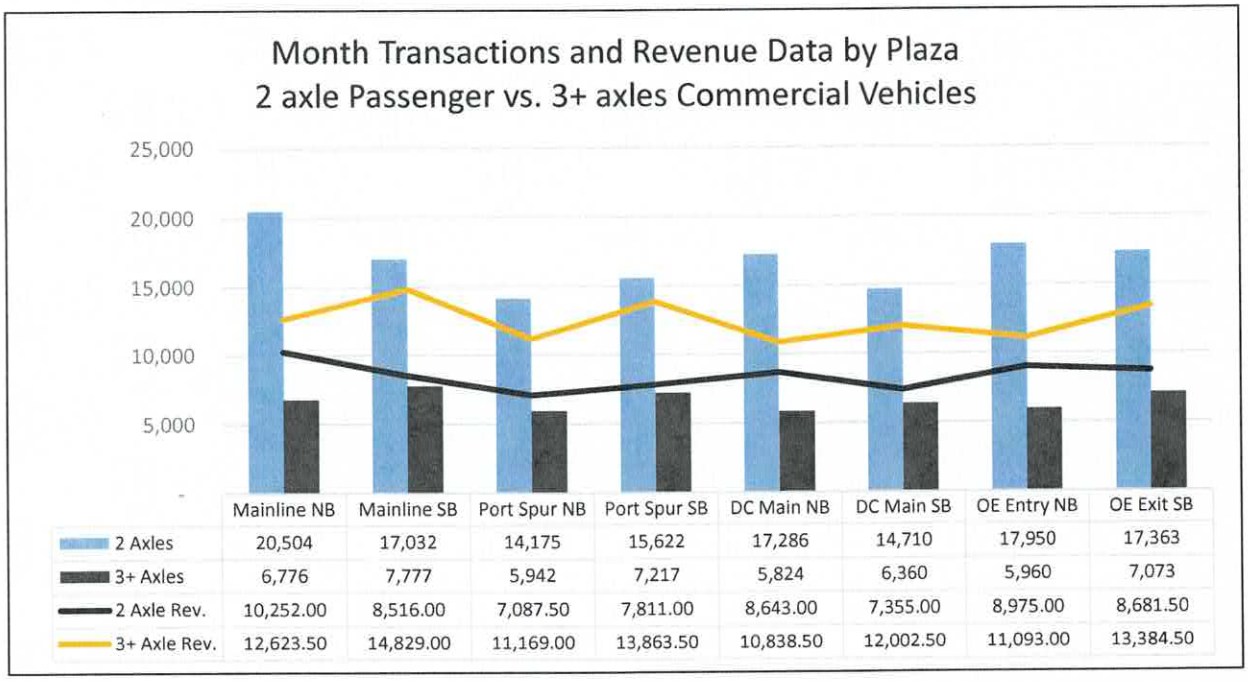

Year to Year Traffic Comparison

2015-2017

	Jan	Feb	Mar	Apr	May	Jun	Jul	Aug	Sep	Oct	Nov	Dec
2015	50,447	47,183	44,184	47,990	52,636	140,514	175,853	165,755	138,053	149,649	122,141	124,852
2016	124,484	125,794	178,970	147,124	164,288	172,826	198,182	180,320	159,687	158,498	147,552	147,380
2017	143,011	145,488	181,060	171,862	183,662	218,062	252,727	219,741	198,421	210,399	195,905	187,571

Transactions for the year increased 11% from 2016

TPS CCRMA

Payment Processing

2017

Source	Payment Mode	JAN	FEB	MAR	APR	MAY	JUN	JUL	AUG	SEPT	OCT	NOV	DEC
CSC Payments	Bank	$2,613.12	$430.25			$18.76							
	Cashier Check				$6.36	$2.01			$12,026.36	$6.36		$16.67	$35.35
	Cash	$333.25	$1,682.74	$1,620.98	$1,296.16	$2,329.13	$2,492.17	$2,938.76	$2,362.23	$2,385.11	$2,369.34	$2,697.44	$2,120.84
	Check	$21.77	$5,711.39	$13,063.49	$56,045.58	$27,261.22	$46,547.19	$20,137.96	$18,341.38	$29,266.44	$36,568.31	$33,292.83	$38,474.02
	CreditCard	$336.00	$1,191.55	$4,438.73	$4,295.53	$6,717.10	$7,191.94	$8,684.47	$9,091.77	$11,784.47	$14,156.44	$12,174.61	$8,948.82
	DebitCard	$1,333.00	$3,304.14	$11,467.62	$12,242.45	$17,116.50	$20,497.51	$19,163.89	$20,775.03	$23,365.42	$27,999.32	$25,682.36	$21,699.58
	MoneyOrder	$167.89	$293.00	$856.39	$799.54	$1,858.61	$1,620.97	$1,961.25	$2,250.02	$2,430.95	$2,345.23	$2,025.59	$1,495.27
	Total Amount	***$ 4,805.03***	***$ 12,613.07***	***$31,447.21***	***$ 74,685.62***	***$ 55,303.33***	***$ 78,349.78***	***$ 52,886.33***	***$ 64,846.79***	***$ 69,238.75***	***$ 83,438.64***	***$ 75,889.50***	***$ 72,773.88***
WEB Payments													
	Bank	$273.24	$2,599.88	$1,588.37	$1,563.70	$2,994.46	$4,127.69	$2,684.06	$4,112.26	$2,638.67	$3,707.58	$3,545.94	$3,568.22
	CreditCard	$2,819.19	$5,466.46	$11,760.04	$12,434.23	$32,018.70	$34,626.64	$41,557.79	$26,862.66	$39,178.17	$55,375.26	$51,431.24	$42,246.27
	DebitCard	$1,899.09	$4,572.46	$12,984.25	$16,608.05	$26,429.59	$31,589.30	$36,164.84	$32,863.40	$36,418.04	$41,235.87	$36,267.58	$39,295.27
	Total Amount	***$ 4,991.52***	***$ 12,638.80***	***$26,332.66***	***$ 30,605.98***	***$ 61,442.75***	***$ 70,343.63***	***$ 80,406.69***	***$ 63,838.32***	***$ 78,234.88***	***$ 100,318.71***	***$ 91,244.76***	***$ 85,109.76***
	Combined Total	***$ 9,796.55***	***$ 25,251.87***	***$57,779.87***	***$ 105,291.60***	***$ 116,746.08***	***$ 148,693.41***	***$ 133,293.02***	***$ 128,685.11***	***$ 147,473.63***	***$ 183,757.35***	***$ 182,489.52***	***$170,219.52***

Mail Batch Summary Report

TPS CCRMA

2017

Month	Toll Bill		1st Notice		2nd Notice		Final Notice		Total Completed
	Generated	Completed	Generated	Completed	Generated	Completed	Generated	Completed	
January	10,919	8,656							8,656
February	7,586	5,613	3,833	825					6,438
March	9,991	10,127	5,093	6,069	1,150				16,196
April	12,856	13,457	4,888	5,825	3,728	4,548			23,830
May	11,973	12,767	6,929	5,746	3,448	2,267	3,003	1,270	22,050
June	15,033	13,584	6,732	8,174	4,697	6,206	2,563	4,296	32,260
July	21,834	22,884	5,993	4,435	5,470	4,374	3,362	3,362	35,055
August	7,807	10,889	10,187	11,305	3,453	3,368	5,353	5,353	30,915
September	21,788	19,059	6,693	5,210	6,539	2,863	3,572	483	27,615
October	12,315	12,888	10,719	7,717	5,334	10,186	3,225	6,309	37,100
November	10,198	11,895	4,683	10,440	5,628	3,359	7,507	6,820	32,514
December	9,817	9,482	6,864	6,246	6,635	8,187	1,952	2,490	26,405
	152,117	151,301	72,614	71,992	46,082	45,358	30,537	30,383	**299,034**

OOSP Billing and Payments

December 2017

TPS CCRMA

State Name	Invoice Count	Toll Amount	Fee Amount	Toll Amount Paid	Fee Amount Paid	Outstanding Amount
Alabama	4	$88.44	$4.00	$69.82	$2.00	$20.62
Alaska	1	$6.00	$1.00	$0.00	$0.00	$7.00
Arkansas	14	$190.90	$14.00	$10.30	$2.00	$192.60
California	4	$18.62	$4.00	$10.64	$2.00	$9.98
Florida	36	$251.41	$36.00	$9.98	$4.00	$273.43
Georgia	14	$69.16	$14.00	$10.64	$2.00	$70.52
Illinois	44	$380.42	$44.00	$21.28	$3.00	$400.14
Indiana	149	$1,732.33	$149.00	$443.16	$39.34	$1,398.83
Kansas	1	$4.00	$1.00	$0.00	$0.00	$5.00
Kentucky	3	$24.62	$3.00	$0.00	$0.00	$27.62
Louisiana	1	$26.13	$1.00	$0.00	$0.00	$27.13
Maine	6	$21.28	$6.00	$2.66	$1.00	$23.62
Michigan	43	$366.43	$43.00	$219.46	$21.00	$168.97
Minnesota	5	$27.95	$5.00	$0.00	$0.00	$32.95
Mississippi	16	$202.18	$16.00	$57.86	$8.00	$152.32
Missouri	15	$237.43	$15.00	$28.26	$3.00	$221.17
Nebraska	13	$63.84	$13.00	$42.56	$10.00	$24.28
New Jersey	4	$29.93	$4.00	$2.66	$1.00	$30.27
New Mexico	1	$2.00	$1.00	$0.00	$0.00	$3.00
North Carolina	31	$345.98	$31.00	$100.42	$10.00	$266.56
Ohio	8	$56.20	$8.00	$27.27	$3.00	$33.93
Oklahoma	84	$536.03	$84.00	$66.50	$12.00	$541.53
Oregon	2	$10.00	$2.00	$8.00	$1.00	$3.00
South Carolina	1	$2.66	$1.00	$0.00	$0.00	$3.66
South Dakota	1	$2.66	$1.00	$2.66	$1.00	$0.00
Tennessee	43	$297.97	$43.00	$54.62	$6.00	$280.35
Virginia	3	$20.64	$3.00	$10.00	$2.00	$11.64
Washington	1	$2.66	$1.00	$0.00	$0.00	$3.66
Wisconsin	8	$65.94	$8.00	$0.00	$0.00	$73.94
Total	**556**	**$5,083.81**	**$556.00**	**$1,198.75**	**$133.34**	**$4,307.72**

Out Of State Billing and Payments

2017

Month	Invoiced Amount (w/fees)	Amount Paid	Outstanding Amount
September	$15,303.48	$9,104.19	$6,199.29
October	$9,791.32	$4,941.43	$4,849.89
November	$7,833.33	$3,632.47	$4,200.86
December	$5,639.81	$1,332.09	$4,307.72
Total	**$38,567.94**	**$19,010.18**	**$19,557.76**

**amounts change from monthly report due to nonpayment and accrural of fees. New payments also affect balance.*

TPS CCRMA

OPERATION OVERVIEW

2017

Month	1st Review	2nd Review	3rd Review	3rd Review %	Total
Misread			454		454
January	46,066	39,729	4,689	5%	90,484
February	39,632	35,293	3,701	5%	78,626
March	53,396	47,717	3,981	4%	105,094
April	55,839	52,846	4,793	4%	113,478
May	50,950	44,568	5,282	6%	100,800
June	66,247	56,079	4,459	4%	126,785
July	57,228	56,086	1,806	2%	115,120
August	75,795	55,596	5,657	4%	137,048
September	61,785	59,771	4,863	4%	126,419
October	81,082	68,144	6,444	4%	155,670
November	66,191	50,053	3,185	3%	119,429
December	72,049	73,360	4,868	3%	150,277
Total p/Review	726,260	639,242	53,728	4%	
			Total Images Processed		1,419,230

OPERATION OVERVIEW

December 2017

CSR	1st Review	2nd Review	3rd Review	Total
Misread	74			74
Adriana	5125	3955		9,080
Madeline	25566	15465		41,031
Eddie	4979	19734		24,713
AJ	1337	14607		15,944
Luis	150	1374		1,524
Anai	12269	5256		17,525
Janett			403	403
Nena	952	7116		8,068
Dianelys	21671	5853		27,524
Raul				-
Ema			1624	1,624
Cristina			1984	1,984
Liz			783	783
			Total Images Processed	150,277

TPS CCRMA

Code Off Report
2017

Gantry	JAN	FEB	MAR	APR	MAY	JUN	JUL	AUG	SEPT	OCT	NOV	DEC	AVG
SH550-Main-North	5%	6%	6%	6%	11%	8%	9%	11%	10%	14%	15%	13%	9%
SH550-Main-South	4%	5%	4%	5%	8%	6%	7%	7%	7%	8%	9%	11%	6%
Port Spur NB	3%	4%	8%	4%	7%	5%	7%	7%	6%	7%	7%	8%	6%
Port Spur SB	5%	4%	11%	5%	8%	7%	14%	10%	8%	10%	11%	12%	8%
DC North	4%	5%	5%	5%	8%	7%	9%	10%	10%	16%	14%	12%	8%
DC South	5%	6%	6%	7%	11%	8%	7%	7%	7%	8%	9%	8%	7%
Old Alice Rd E NB	5%	8%	9%	10%	12%	9%	12%	11%	12%	14%	12%	14%	10%
Old Alice Rd X SB	5%	5%	5%	7%	9%	7%	8%	9%	9%	11%	11%	11%	7%

December Breakdown - Reason Codes									
	Main N	Main S	Port Spur N	Port Spur S	DC N	DC S	OA N	OA S	Total
Temp Plate	544	509	418	470	441	452	510	548	3892
Exempt	515	318	240	216	285	147	335	227	2283
Unreadable	289	139	89	325	159	106	238	158	1503
No Plate	152	255	75	89	111	104	206	94	1086
Too Dark	280	25	29	24	240	16	192	145	951
Too Bright	90	74	27	350	30	44	62	124	801
OOC Other	94	86	66	78	86	95	87	126	718
Undefined	98	52	64	97	43	51	73	79	557
Not Clear	125	20	25	19	110	17	68	81	465
Plate Obstructed	48	61	43	52	54	36	69	56	419
Camera Alignment	36	78	20	33	65	15	24	20	291
Blurred Image	79	25	23	17	19	12	32	13	220
No Vehicle	47	122	3	2	5	1	4	1	185
Motorcycle	27	13	8	9	28	16	27	18	146
Corrupted	5	5	2	15	13	2	95	4	141
Non Vehicle	1	0	2	0	0	1	4	1	9
Plate Mismatch	0	0	0	0	0	0	1	0	1
Total per Plaza	2430	1782	1134	1796	1689	1115	2027	1695	**13,668**

Total Code Off is 7% of Total Images Reviewed

4-D CONSIDERATION AND APPROVAL OF GENERAL ENGINEERING CONTRACT BETWEEN THE CAMERON COUNTY REGIONAL MOBILITY AUTHORITY AND FIGG ENGINEERING. (TABLED)

4-E CONSIDERATION AND APPROVAL OF GENERAL ENGINEERING CONTRACT BETWEEN THE CAMERON COUNTY REGIONAL MOBILITY AUTHORITY AND S&B INFRASTRUCTURE. (TABLED)

4-F CONSIDERATION AND APPROVAL OF GENERAL ENGINEERING CONTRACT BETWEEN THE CAMERON COUNTY REGIONAL MOBILITY AUTHORITY AND HALFF & ASSOCIATES. (TABLED)

4-H CONSIDERATION AND APPROVAL OF INTERLOCAL AGREEMENT BETWEEN THE CAMERON COUNTY REGIONAL MOBILITY AUTHORITY AND CAMERON COUNTY TO ALLOW THE CCRMA TO DEVELOP AN ENVIRONMENTAL DOCUMENT FOR THE OLD ALICE ROAD PROJECT.

STATE OF TEXAS)(Contract No. 2018C02039
)(
CAMERON COUNTY)(

INTERLOCAL COOPERATION AGREEMENT

THIS INTERLOCAL COOPERATION AGREEMENT is entered into and between the COUNTY OF CAMERON, TEXAS, hereinafter referred to as "COUNTY" and the CAMERON COUNTY REGIONAL MOBILITY AUTHORITY, hereinafter referred to as "CCRMA", pursuant to V.T.C.A., Government Code, and Chapter 791, whereby:

1. PURPOSE OF INTERLOCAL COOPERATIVE AGREEMENT: To allow the CCRMA to develop an Environmental Document for the Old Alice Road Project on behalf of COUNTY.

2. PROJECT TO BE COMPLETED: To advance the Old Alice Road Project through the Environmental Phase.

3. CCRMA HEREBY AGREES TO:

   a. To coordinate with the Texas Department of Transportation the necessary environmental document as well as coordinating with any state and federal agencies any issues arising during the environmental phase.
   b. To provide monthly progress reports of activities to the COUNTY.
   c. To provide for early consultations with the environmental agencies.
   d. Cultural Resources consisting of Historical and Archeological surveys would require the CCRMA to obtain an outside Consultant to conduct these surveys. Estimated costs for surveys would be $45,000.00.

4. COUNTY HEREBY AGREES TO:

   a. To provide schematics needed for the environmental document.
   b. To provide resources, if necessary and applicable from the Engineering and Public Works department.

5. The value of the service to be provided by the CCRMA is $100,000. (Exhibit A).

6. It is specifically understood and agreed that in the event insufficient funds are appropriated and/or budgeted concerning the obligations under this Interlocal Cooperation Agreement on behalf of either of the Parties, then the Party with the insufficient funds shall notify the other Parties and this Interlocal Cooperation Agreement shall thereafter terminate and be null and void on the last day of the fiscal period for which appropriations were made without penalty, liability or expense to the Party.

7. Any payment made by either party will be made from current revenues of the paying party.

8. This Interlocal Cooperation Agreement constitutes a one-time Agreement between the Parties and does not constitute a continuing Agreement for the COUNTY and CCRMA. The Interlocal Cooperation Agreement expires when the Projects are completed or a 30 day termination notice is given by either COUNTY or CCRMA.

9. The Rules, Regulations and Orders of COUNTY shall govern this Interlocal Cooperation Agreement and the Parties agree that COUNTY shall supervise the performance of this Interlocal Cooperation Agreement.

10. This Interlocal Cooperation Agreement shall have no legal force or effect until such time as it is properly Adopted and Approved by the CAMERON COUNTY COMMISSIONERS COURT and the CAMERON COUNTY REGIONAL MOBILITY AUTHORITY BOARD OF DIRECTORS.

Executed on this 6th day of February, 2018.

Attested by:

Sylvia Garza-Perez
County Clerk

Horacio Barrera
Secretary

Eddie Trevino, Jr.
County Judge

Frank Parker, Jr.
CCRMA Chairman

PROJECT: Old Alice Road
CLIENT:
CONTRACT: x
CSJ: x
COUNTY: Cameron
CSR JOB NO.: C0004

EXHIBIT A – FEE SCHEDULE

ACTIVITY CODE	FUNCTION CODE	FC	DESCRIPTION from Attachment B	FIRM	SERVICE	Project Manager	Env Manager	Public Inv Expert	Community Impact Expert	Env Scientist III	Env Scientist II	Env Scientist I	Field Biologist	Wetland Delineator	Traffic/Air & Noise Expert	Hazardous Materials Expert	Technical Writer/ Editor	GIS Tech/Env Tech	Secretary	TOTAL HRS	ESTIMATED FEE	TOTALS
							MAN-HOURS															
	120		Task 1 CE Technical Reports																			
			1 Preparation Draft/Final Scope Development Tool	CCRMA	BASIC		24													24	$2,401.20	
			2 Preparation Draft/Final Project Scope for CE	CCRMA	BASIC		24													24	$2,401.20	
			3 Kick-off Meeting with TxDOT	CCRMA	BASIC		16													16	$1,600.80	
			4 Draft/Final Air Quality Technical Report	CCRMA	BASIC		60													60	$6,003.00	
			Draft/Final Biological Evaluation Form and Tier I Site Assessment	CCRMA	BASIC		90													90	$9,004.50	
			Draft/Final Hazardous Materials Initial Site Assessment	CCRMA	BASIC		80													80	$8,004.00	
			Draft/Final Water Resources Technical Report	CCRMA	BASIC		90													90	$9,004.50	
			Public Involvment	CCRMA	BASIC		80													80	$8,004.00	
			5 CE Approval	CCRMA	BASIC		48													48	$4,802.40	
			6 Wetland Delineation	CCRMA	BASIC		120													120	$12,006.00	
			7 Jurisdictional Determination	CCRMA	BASIC		120													120	$12,006.00	
			8 USACE Section 404 Permit	CCRMA	BASIC		120													120	$12,006.00	
			9 Coordination with Resource Agencies	CCRMA	BASIC		120													120	$12,006.00	
			Sub Total (120 -)			0	992	0	0	0	0	0	0	0	0	0	0	0	0	992		$99,249.60
			Sub Total (102 - 170)			0	992	0	0	0	0	0	0	0	0	0	0	0	0	992	$99,249.60	$99,249.60
			LABOR TOTALS																			$99,249.60
			Total Hours	MULTIPLIER		0	992	0	0	0	0	0	0	0	0	0	0	0	0	992		
			CONTRACT RATES ($/MAN-HOUR)	2.000		150.00	110.00	90.00	90.00	70.00	60.00	50.00	90.00	90.00	90.00	90.00	80.00	44.00	40.00			
			BASE RATES ($/MAN-HOUR)			75.00	55.00	45.00	45.00	35.00	30.00	25.00	45.00	45.00	45.00	45.00	40.00	22.00	20.00			
	160		NON LABOR																			
			a Equipment, Mileage, Next-Day Shipping	CCRMA	BASIC																$0.00	
			b Drilling Services	CCRMA	BASIC																$0.00	
			c Hazmat Data Report	CCRMA	BASIC																$750.40	
			d Laboratory Services	CCRMA	BASIC																$0.00	
			e Travel - Mileage	CCRMA	BASIC	Mileage per trip =		100	Trips =								Milage Rate ($/mi.)=	$ 0.65			$0.00	
			e Travel to District Area Office- Mileage	CCRMA	BASIC	Mileage per trip =		10	Trips =	0							Milage Rate ($/mi.)=	$ 0.65			$0.00	
			e Travel - Lodging	CCRMA	BASIC	Persons =		1	Nights =	0							Cost per Night=	$ 94.00			$0.00	
			e Travel - Meals	CCRMA	BASIC	Persons =		1	Days =								Cost per Day =	$ 59.00			$0.00	
			e Travel - Airfare	CCRMA	BASIC	Persons =		1	Trips=								Airfare per Trip=	$ 225.00			$0.00	
			e Travel - Rental Vehicle	CCRMA	BASIC				Trips =								Rental per Day=	$ 75.00			$0.00	
			Sub Total (F.C. 160)																			$750.40
			NON LABOR TOTAL																		$750.40	
			BASIC SERVICE TOTAL																		$ 100,000.00	
			SPECIAL SERVICE TOTAL																		$ -	
			PROJECT TOTAL																			$100,000.00

4-I CONSIDERATION AND APPROVAL OF CHANGE ORDER NUMBER 3 WITH FOREMOST FOR THE SH 550 GAP 1 PROJECT.

Form 2146-L
(Rev. 10/11)
Page 1 of 1

CONSTRUCTION CONTRACT CHANGE ORDER NUMBER: 3

1. CONTRACTOR: Foremost Paving Inc.

2. Change Order Work Limits: Sta. 1105+00 to Sta. 1184+00

3. Type of Change (on federal-aid non-exempt projects): Minor (Major/Minor)

4. Describe the change and the reason for the change order. When necessary, include exceptions to this agreement.

Updating BMP measures and erosion control. Eliminating flowable fill (not required). Relocating 3 existing large signs.

CCSJ:	0684-01-067
Project:	SH 550 - Gap I
Highway:	SH 550
County:	Cameron
District:	Pharr
Contract Number:	0684-01-067

5. New or revised plan sheet(s) are attached and numbered:

Each signatory hereby warrants that each has the authority to execute this Change Order.

By signing this change order, the contractor agrees to waive any and all claims for additional compensation due to any and all other expenses; additional changes for time, overhead and profit; or loss of compensation as a result of this change. Further, the contractor agrees that this agreement is made in accordance with Item 4 and the Contract. Exceptions should be noted in the response for #5 above.

THE CONTRACTOR Date 02/02/18

By

Typed/Printed Name Trey Pebley

Typed/Printed Title Manager, Foremost Paving Inc.

The following information must be provided

Time Ext. #: N/A Days added on this C.O.: 0

Amt. added by this change order: -$4921.90

For TxDOT use only:

Days participating:

Amount participating:

Signature Date

Name/Title

RECOMMENDED FOR EXECUTION:

Humberto Guerrero Jr., P.E. 02/02/18
Name/Title Date

Pete Sepulveda, CCRMA Executive Director 02/02/18
Name/Title Date

Name/Title Date

Name/Title Date

Juan Bosquez, P.E./SBAO, TXDOT 02/02/18
Name/Title Date
☐ APPROVED ☐ REQUEST APPROVAL

Name/Title Date
☐ APPROVED ☐ REQUEST APPROVAL

Name/Title Date
☐ APPROVED ☐ REQUEST APPROVAL

Name/Title Date
☐ APPROVED

Engineer's Seal:

STATE OF TEXAS
Humberto Guerrero Jr.
126587
LICENSED
PROFESSIONAL ENGINEER

Humberto Guerrero Jr., P.E.
2/9/18

CONSTRUCTION CONTRACT CHANGE ORDER NUMBER: 3

Estimated Cost

CCSJ: 0684-01-067

Paid by Invoice? [ ] Yes [ ] No

TABLE A: Force Account Work and Materials Placed into Stock

LABOR	HOURLY RATE	EQUIPMENT	HOURLY RATE

TABLE B: Contract Items

				ORIGINAL + PREVIOUSLY REVISED		NEW		
ITEM	DESCRIPTION	UNIT	UNIT PRICE	QUANTITY	ITEM COST	QUANTITY	ITEM COST	OVERRUN/ UNDERRUN
1606005	Furnishing and Placing Topsoil	CY	23.00	11,304.00	259,992.00	10,302.00	236,946.00	- 23,046.00
1646042	Drill Seeding (TEMP)(WARM)	AC	850.00	15.60	13,260.00	13.10	11,135.00	- 2,125.00
1696003	Soil Retention Blanket (CL1)(TYC)	SY	1.25	67,542.00	84,427.50	55,472.00	69,340.00	- 15,087.50
4016001	Flowable Backfill	CY	169.00	40.00	6,760.00		0.00	- 6,760.00
5066020	Construction Exits (install)(TY1)	SY	43.00	78.00	3,354.00	390.00	16,770.00	13,416.00
5066024	Construction Exits (Remove)	SY	27.00	78.00	2,106.00	390.00	10,530.00	8,424.00
6476002	Relocate LRSA	EA	6,752.20		0.00	3.00	20,256.60	20,256.60
				0.00	0.00			0.00
	TOTALS				369,899.50		364,977.60	- 4,921.90

CONSTRUCTION CONTRACT CHANGE ORDER NUMBER: 3

TABLE B: Contract Items (Continued)

CCSJ: 0684-01-067

				ORIGINAL + PREVIOUSLY REVISED		NEW		
ITEM	DESCRIPTION	UNIT	UNIT PRICE	QUANTITY	ITEM COST	QUANTITY	ITEM COST	OVERRUN/ UNDERRUN
The "Totals" from Table B of the previous work sheet:					369,899.50		364,977.60	- 4,921.90
TOTALS					369,899.50		364,977.60	- 4,921.90

Top Soil Removal
$(108\,265\ ft^2)\left(\frac{3}{12}\ ft\right)$
$\Rightarrow 1002\ CY$

Prill Seed to be removed
$108265\ ft^2 - 2.5\ Ac$

FINAL	ITEM	DESCRIPTION	UNIT	QUANTITY
	150	BLADING	STA	11
	160	FURNISHING AND PLACING TOPSOIL (3")	CY	4,968
	164	DRILL SEEDING (PERM) (RURAL) (CLAY)	AC	6
	169	SOIL RETENTION BLANKET (CL II (TY D)	SY	29,810
	401	FLOWABLE BACKFILL	CY	20
	420	CLASS "B" CONC (FLUME)	CY	15.4
	432	RIPRAP (CONC) (4")	CY	2.4
	438	CLEANING AND SEALING EXIST JOINT	LF	304
	529	CONC CURB (TY II)	LF	1911

NOTES:
1. CONTRACTOR IS RESPONSIBLE FOR ANY DAMAGE ON EXISTING ITEMS (I.E. BRIDGE, MBGF, ETC.) AND UTILITY VERIFICATION.
2. CONCRETE FLUMES SHALL BE EXTENDED TO EXISTING DITCH GRADE LINE.

NBI*21-031-0-0684-01-248 (NB)
NBI*21-031-0-0684-01-249 (SB)

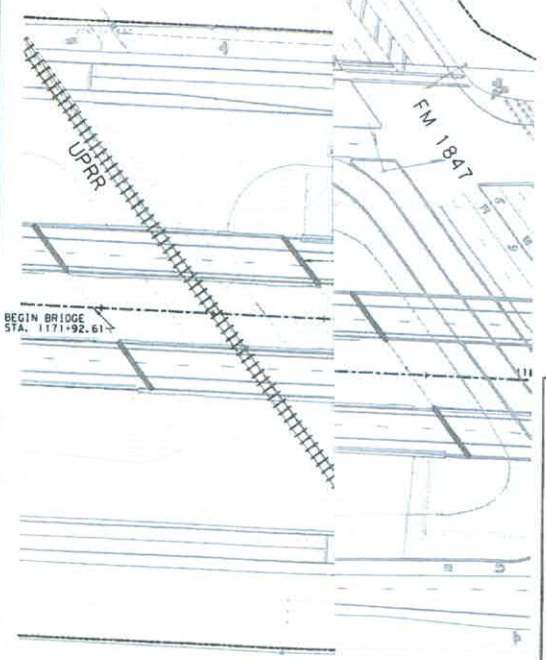

SH 550
EXISTING
UNION PACIFIC
RAIL ROAD
BRIDGE
EROSION
CONTROL
MEASURES

SHEET 2 OF 4

SCALE: PLAN 1"=100'

S&B INFRASTRUCTURE, LTD.
TEXAS BOARD OF PROFESSIONAL ENGINEERS # F-1193

CORMA

DRAWING PREPARED BY: S&B

FED. RD. DIV. NO.	FEDERAL AID PROJECT NO.	SHEET NO.
6		

STATE	DIST.	COUNTY
TEXAS	PHARR	CAMERON

CONT.	SECT.	JOB	HIGHWAY NO.
0684	01	067	SH 550

Scale: #SCALE#
Plotted on: 1/19/2018 11:00:30 AM

Pen Table: PENS
Design Filename: DGNSPECS

LEGEND:

PROP. AREA TO BE: BLADE, SEED, SOIL RET BLANKET & FURNISH TOP SOIL.

EXIST CONC. RIPRAP

ITEM	DESCRIPTION	UNIT	QUANTITY
100	BLADING	STA	11
166	FURNISHING AND PLACING TOPSOIL (4")	CY	2,968
164	DRILL SEEDING (PERM) (RURAL) (CLAY)	UC	8
169	SOIL RETENTION BLANKET (SL 3) (TY 3)	SY	29,810
401	FLOWABLE BACKFILL	CY	20
420	CLASS "B" CONC (FLUME)	CY	15.2
432	RIPRAP (CONC) (4")	CY	2.4
438	CLEANING AND SEALING EXIST JOINT	LF	104
529	CONC CURB TY II	LF	1917

NOTES:

1. CONTRACTOR IS RESPONSIBLE FOR ANY DAMAGE ON EXISTING ITEMS (I.E. BRIDGE, MBGF, ETC.) AND UTILITY VERIFICATION.
2. CONCRETE FLUMES SHALL BE EXTENDED TO EXISTING DITCH GRADE LINE.

NBI=21-031-0-0684-01-248 (NB)
NBI=21-031-0-0684-01-249 (SB)

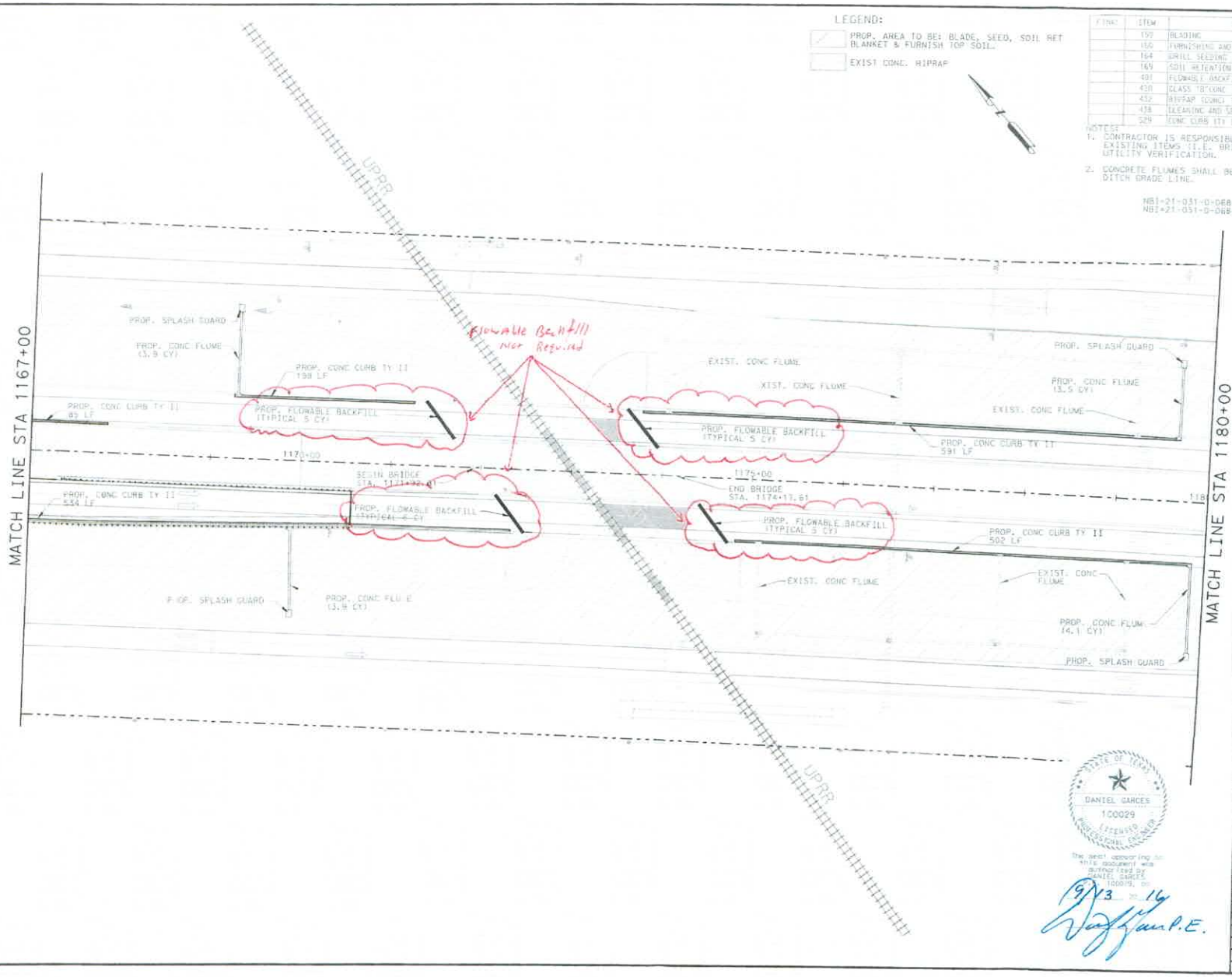

STATE OF TEXAS
DANIEL GARCES
100029
LICENSED PROFESSIONAL ENGINEER

The seal appearing on this document was authorized by DANIEL GARCES, 100029, on 9/13/16

9/13/16 P.E.

SH 550
EXISTING UNION PACIFIC RAIL ROAD BRIDGE EROSION CONTROL MEASURES

SHEET 2 OF 4

SCALE: PLAN 1"=100'

S&BI
S&B INFRASTRUCTURE LTD.
TEXAS BOARD OF PROFESSIONAL ENGINEERS # F-1046

CGRMA
A CORPORATION OF CONSULTING ENGINEERS

DRAWING PREPARED BY: S&B

FED. RD. DIV. NO.	FEDERAL AID PROJECT NO.	SHEET NO.
6		115A

DIST.	STATE	DIST.	COUNTY
BRG. FILE	TEXAS	PHARR	CAMERON

CONT.	SECT.	JOB	HIGHWAY NO.
0684	01	067	SH 550

Plotted on: 100,000 ft / in.
Plotted on: 9/13/2016 9:14:20 AM
Plot Scale: 1:1
Plot Date: 9/13/2016
Plot Time: 9:14:20 AM
Plot By: Fernando Garcia
Plot Cmd: -PLOT DRIVER=PDF -PAGE=P -PAPER=ANSI B (11.00x17.00) -OUTPUT=C:\PROJECT\02789\200\550\PLANSET\01-DGN\SH550.TBL
Plot Cfg: C:\Program Files (x86)\Bentley\Microstation V8 XM Edition\Bin\Plotters\PDF Driver.cfg

LEGEND:

PROP. AREA TO BE: BLADE, SEED, SOIL RET BLANKET & FURNISH TOP SOIL.

EXIST CONC. RIPRAP

FINAL	ITEM	DESCRIPTION	UNIT	QUANTITY
	110	BLADING	STA	7.8
	160	FURNISHING AND PLACING TOPSOIL (4")	CY	2,590
	164	SEED SEEDING (PERM) (RURAL) (CLAY)	AC	3
	164	SOIL RETENTION BLANKET (C, I) (TY II)	SY	15,550
	401	FLOWABLE BACKFILL	CY	20
	420	CLASS "B" CONC (FLUME)	CY	9.6
	432	RIPRAP (CONC) (4")	CY	7.7
	438	CLEANING AND SEALING EXIST JOINT	LF	304
	529	CONC CURB TY II	LF	1,298

NOTES:

1. CONTRACTOR IS RESPONSIBLE FOR ANY DAMAGE ON EXISTING ITEMS (I.E. BRIDGE, MBGF, ETC.) AND UTILITY VERIFICATION.
2. CONCRETE FLUMES SHALL BE EXTENDED TO EXISTING DITCH GRADE LINE.

NBI=21-031-0-0684-01-250 (NB)
NBI=21-031-0-0684-01-251 (SB)

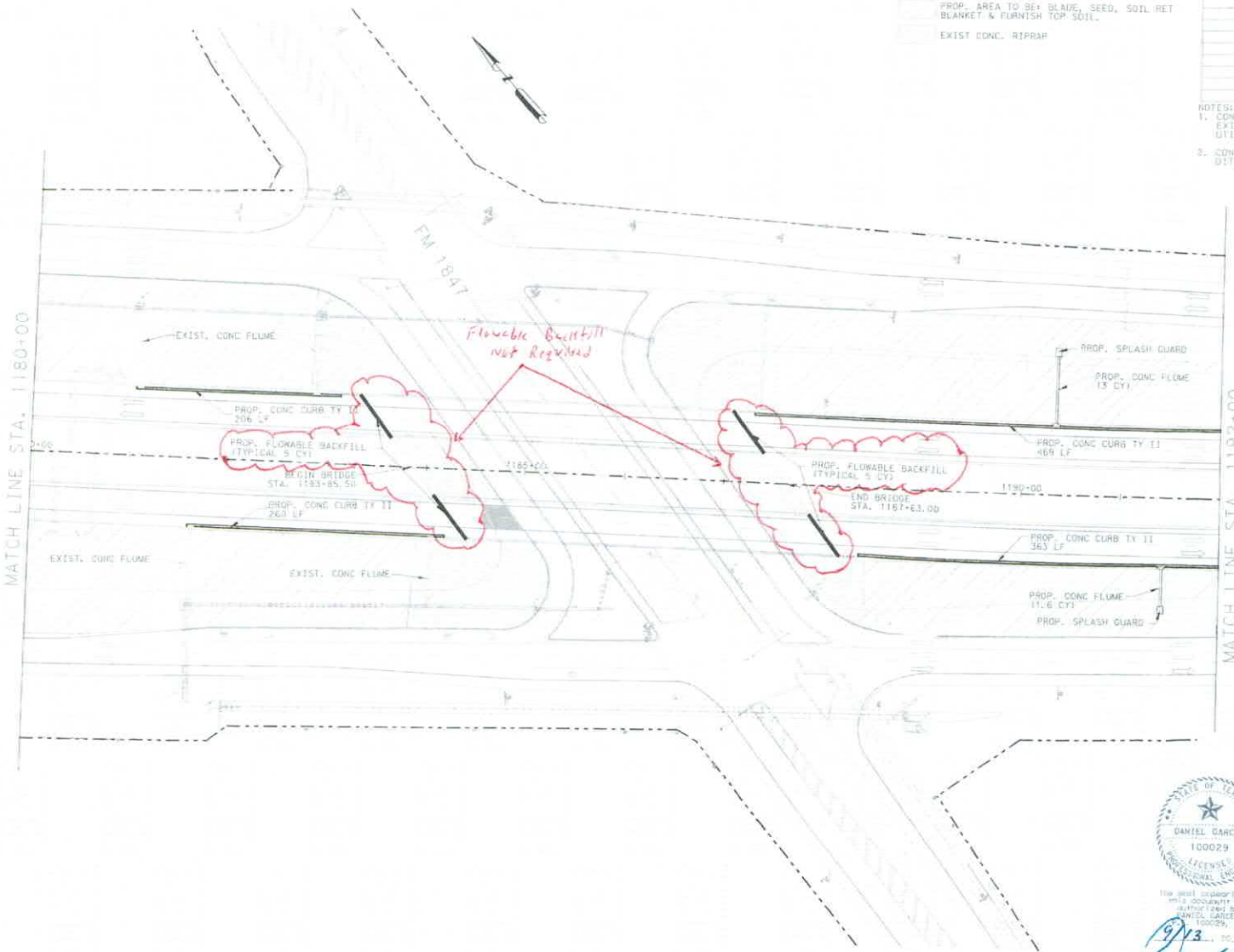

STATE OF TEXAS
DANIEL GARCES
100029
LICENSED PROFESSIONAL ENGINEER

The seal appearing on this document was authorized by DANIEL GARCES 100029, on 9/13/2016

Daniel Garces P.E.

SH 550

EXISTING FM 1847 BRIDGE EROSION CONTROL MEASURES

SHEET 3 OF 4

SCALE: PLAN 1"=100'

S&BI
S&B INFRASTRUCTURE LTD.
TEXAS BOARD OF PROFESSIONAL ENGINEERS # F-1195

CCRMA
CONTINUOUS CONSULTANTS & ASSOCIATES INC.

DRAWING PREPARED BY: S&B

F.D. NO. STA. NO.	FEDERAL AID PROJECT NO.	SHEET NO.
6		1158

DGN	STATE	DIST.	COUNTY	
CHK DGN	TEXAS	FHWA	CAMERON	
DWG	CONT.	SECT.	JOB	HIGHWAY NO.
CHK DWG	0684	01	067	SH 550

Pen Table=N:\TRGUEST\v22WK-2020\SDD+PSK\CPLANSET01\SDD\SH550.tbl
Design File=pw:mel14:2016\ACT-22395\200\SDD+SAL\01\SH550+BRIDGEPLANS.dgn
Section 100.000 ft / in
Plotted On: 9/13/2016 9/13/2016



ITEM	INSTALL	REMOVED	QUANTITY
BMP-SCF-19			25
BMP-SCF-20			62
BMP-SCF-21			48
BMP-SCF-22			62
BMP-SCF-23			48

ITEM	INSTALL	REMOVED	QUANTITY
BMP-SCF-24			26
BMP-SCF-25			62
BMP-SCF-26			48
BMP-SCF-27			28
BMP-SCF-28			62
BMP-SCF-29			42
BMP-RFD1-30			70

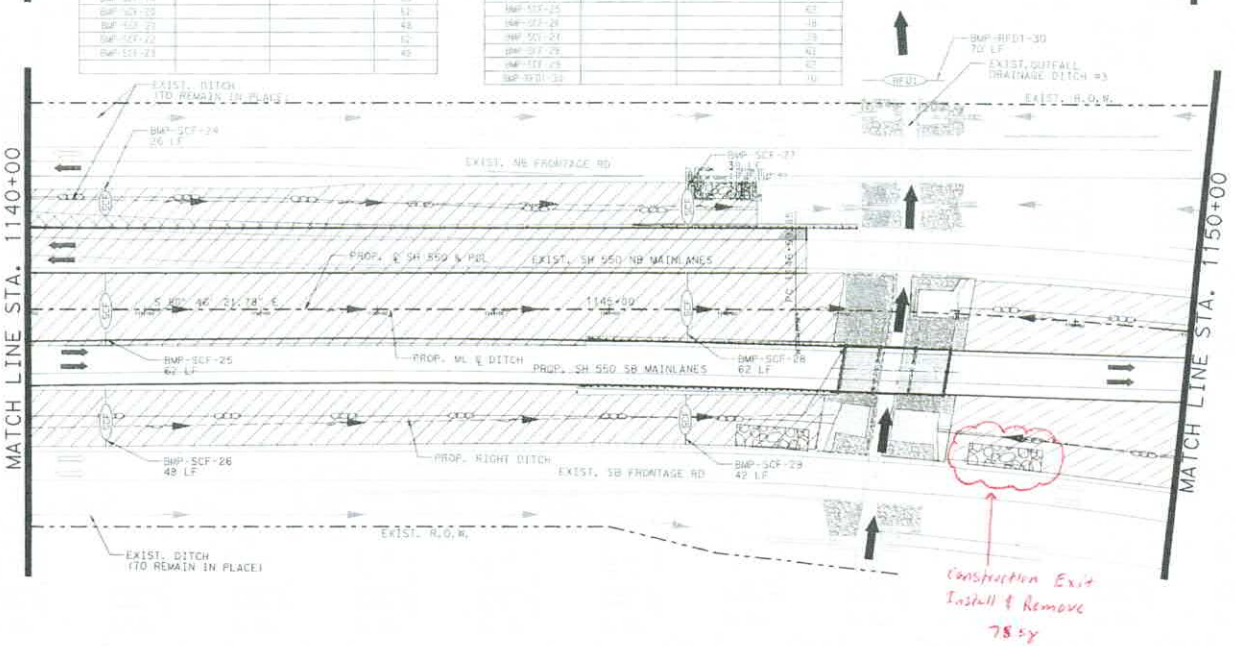

ESTIMATED QUANTITIES - SHEET TOTAL			
ITEM	DESCRIPTION	UNIT	QUANTITY
164-6036	DRILL SEEDING (PERM) (RURAL) (CLAY)	AC	4.5
164-6042	DRILL SEEDING (TEMP) (WARM)	AC	4.5
168-6001	VEGETATIVE WATERING	MG	687.3
169-6004	SOIL RETENTION BLANKETS (CL 1) (TY D)	SY	
169-6006	SOIL RETENTION BLANKETS (CL 2) (TY F)	SY	
506-6001	ROCK FILTER DAMS (INSTALL) (TY 1)	LF	70
506-6011	ROCK FILTER DAMS (REMOVE)	LF	70
506-6020	CONSTRUCTION EXITS (INSTALL) (TY 1)	SY	78
506-6024	CONSTRUCTION EXITS (REMOVE)	SY	78
506-6031	FRNT END LOADER WORK (ERSN & SDM CONT)	HR	3
506-6038	TEMP. SEDIMENT CONTROL FENCE (INSTALL)	LF	524
506-6039	TEMP. SEDIMENT CONTROL FENCE (REMOVE)	LF	524
506-6041	BIODEG EROSN CONT LOGS (INSTALL)(12")	LF	
506-6043	BIODEG EROSN CONT LOGS (REMOVE)	LF	
506-6034	CONSTRUCTION PERIMETER FENCE	LF	3730

LEGEND

- CULVERT LOCATION
- DIRECTION OF FLOW
- SOIL RETENTION BLANKETS (CL. 1) (TY D) DATE INSTALL: _____
- SEEDING AREA DATE INSTALL: _____
- CONSTRUCTION EXIT DATE INSTALL: _____
- CIS-SP — CURB INLET SEDIMENT TRAP
- SCF — TEMP SEDIMENT CONTROL FENCE
- RFD1 — ROCK FILTER DAM (TYPE 1)
- DI-SP — DROP INLET SEDIMENT TRAP (LOG)
- CONSTRUCTION PERIMETER FENCE

STATE OF TEXAS
DANIEL GARCES
100029
LICENSED PROFESSIONAL ENGINEER

This seal appearing on this document was authorized by DANIEL GARCES, 100029, on 9/13/16

9/13/16 P.E.

GENERAL NOTES

CONTRACTOR SHALL MAINTAIN CONSTRUCTION PERIMETER FENCING UNTIL FINAL PAVEMENT STRUCTURE IS COMPLETED

SH 550

MAINLANES SW3P LAYOUTS

STA 1130+00 TO STA 1150+00

SHEET 3 OF 6

SCALE: PLAN 1"=100'

S&BI
S&B INFRASTRUCTURE, LTD.
TEXAS BOARD OF PROFESSIONAL ENGINEERS # F-1182

CCRMA
CORPUS CHRISTI RIGGS & MAY ENGINEERS

DRAWING PREPARED BY: SBB

SHEET	OF			
FED. RD. DIV. NO.	FEDERAL AID PROJECT NO.			SHEET NO.
6				266
CONT.	STATE	DIST.	COUNTY	
CSJ:	TEXAS	PHARR	CAMERON	
DWG:	CONT.	SECT.	JOB	HIGHWAY NO.
CSJ:	0684	01	067	SH 550

Pen Table:N:\PROJECT\U2259\200\500+PS&E\PLANSET01\DGN\SH550_TBL
Design File:N:\project\U2259\200\500+PS&E\PlanSet01\Dgn\SH550-SW3PPH108.dgn
Scale: 100.000 Ft / In.
Plotted on: 9/13/2016

LEGEND

PAVEMENT MARKINGS (TYPE I-REFLECTIVE)

- A (W) (4") (BRK)
- B (W) (6") (SLD)
- C (W) (8") (SLD)
- D (W) (12") (SLD)
- E (W) (12") (LHOP)
- F (W) (ARROW)
- G (W) (WORD)
- H (Y) (4") (BRK)
- J (Y) (4") (SLD)
- K (Y) (12") (SLD)
- N (B) (BRKING)
- P (W) (2) (ARROW)
- Q ELIM EXIST PAV MRK & MRKS (4")
- R ELIM EXIST PAV MRK & MRKS (8")
- S ELIM EXIST PAV MRK & MRKS (24")
- V ELIM EXIST PAV MRK & MRKS (12")

RAISED PAVEMENT MARKERS (REFLECTIVE CL B)

- L TYPE II-C-R
- M TYPE II-A-A
- W ← WRONG WAY ARROW (14 EA TY I-R)
- X ← WRONG WAY ARROW (EXISTING)

SIGNING

- PROPOSED SMALL SIGN
- PROPOSED OSB / COSS MOUNTED SIGN
- PROPOSED GROUND MOUNTED SIGN
- PROPOSED REFURBISH SIGN
- EXISTING SIGN TO REMAIN IN PLACE
- EXISTING SMALL SIGN TO BE REMOVED
- EXISTING LARGE SIGN TO BE REMOVED
- EXISTING OVERHEAD SIGN SUPPORTS TO BE REMOVED
- EXISTING SIGN TO BE RELOCATED

CONTRAST PAVEMENT MARKING (TYPE I) (BRIDGES)

- T (BLACK) (6") (BRK)

DELINEATORS & OBJECT MARKERS

- DELINEATOR (D-SW) SZ1 (FLX) GND
- DOUBLE DELINEATOR (D-DW) SZ1 (FLX) GND
- DELINEATOR (D-SY) SZ1 (FLX) GND
- OM-2
- TYPE 3 DEAD END BARRICADE WITH 3 OM-4R OBJECT MARKERS (PAID UNDER ITEM 502)

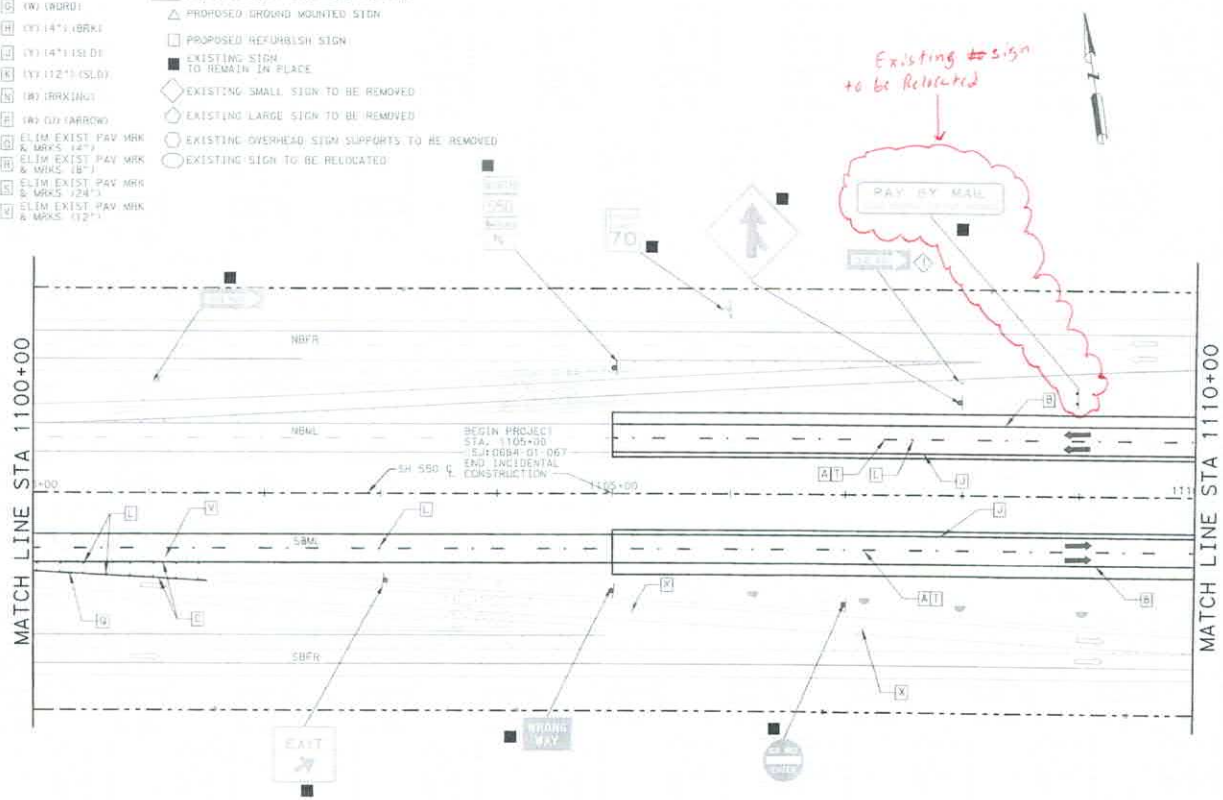

NOTES:

1. REFER TO STANDARDS FPM (1)-12, FPM (2)-12, FPM (3)-12, FPM (4)-12, PM (1)-12, PM (2)-12, AND PM (4)-12 FOR PLACEMENT OF PAVEMENT MARKINGS AND REFLECTIVE PAVEMENT MARKERS.

STATE OF TEXAS
DANIEL GARCES
100029
LICENSED
PROFESSIONAL ENGINEER

The seal appearing on this document was authorized by DANIEL GARCES 100029, on 9/13, 20 16

9/13/16 P.E.

SH 550

SIGNING AND PAVEMENT MARKING

STA 1100+00 TO STA 1110+00

3 OF 10

SCALE: PLAN 1"=100'

S&BI
S&B INFRASTRUCTURE, LTD.
TEXAS BOARD OF PROFESSIONAL ENGINEERS # F-3182

CERMA
CORPUS CHRISTI REGIONAL MOBILITY AUTHORITY

DRAWING PREPARED BY: S&B

FED. RD. DIV. NO.	FEDERAL AID PROJECT NO.		SHEET NO.
6			218

DGN	STATE	DIST.	COUNTY
CHK DWN	TEXAS	PHARR	CAMERON

DWN	CONT.	SECT.	JOB	HIGHWAY NO.
CHK DWN	0684	01	067	SH 550

Pen Table: H:\PROJECT\J2249\200\500#PSE\PLANSET01\DGN\SH550.TBL
Design: H:\encompass\projects\J2249\200\500#PSE\Signs\SH550SIGNPM15.dgn
Scale: 100.000 ft / in.
Plotted on: 9/13/2016

LEGEND

PAVEMENT MARKINGS (TYPE I REFLECTIVE)

- [A] (W) (4") (BRK)
- [B] (W) (4") (SLD)
- [C] (W) (8") (SLD)
- [D] (W) (12") (SLD)
- [E] (W) (12") (LNOP)
- [F] (W) (ARROW)
- [G] (W) (WORD)
- [H] (Y) (4") (BRK)
- [J] (Y) (4") (SLD)
- [K] (Y) (12") (SLD)
- [N] (W) (CROSSWALK)
- [P] (W) (U) (ARROW)
- [Q] ELIM EXIST PAV MRK & MRKS (4")
- [R] ELIM EXIST PAV MRK & MRKS (8")
- [S] ELIM EXIST PAV MRK & MRKS (24")
- [V] ELIM EXIST PAV MRK & MRKS (12")

RAISED PAVEMENT MARKERS (REFLECTIVE CL B)

- [L] TYPE II-C-R
- [M] TYPE II-A-A
- [U] ← WRONG WAY ARROW (14 EA TY I-R)
- [X] ← WRONG WAY ARROW (EXISTING)

SIGNING

- PROPOSED SMALL SIGN
- PROPOSED OSB / COSS MOUNTED SIGN
- PROPOSED GROUND MOUNTED SIGN
- PROPOSED REFURBISH SIGN
- EXISTING SIGN TO REMAIN IN PLACE
- EXISTING SMALL SIGN TO BE REMOVED
- EXISTING LARGE SIGN TO BE REMOVED
- EXISTING OVERHEAD SIGN SUPPORTS TO BE REMOVED
- EXISTING SIGN TO BE RELOCATED

CONTRAST PAVEMENT MARKING (TYPE I) (BRIDGES)

- [T] (BLACK) (6") (BRK)

DELINEATORS & OBJECT MARKERS

- DELINEATOR (D-SW) SZ1 (FLX) GND
- DOUBLE DELINEATOR (D-DW) SZ1 (FLX) GND
- DELINEATOR (D-SY) SZ1 (FLX) GND
- OM-2
- TYPE 3 DEAD END BARRICADE WITH 3 OM-4R OBJECT MARKERS (PAID UNDER ITEM 502)

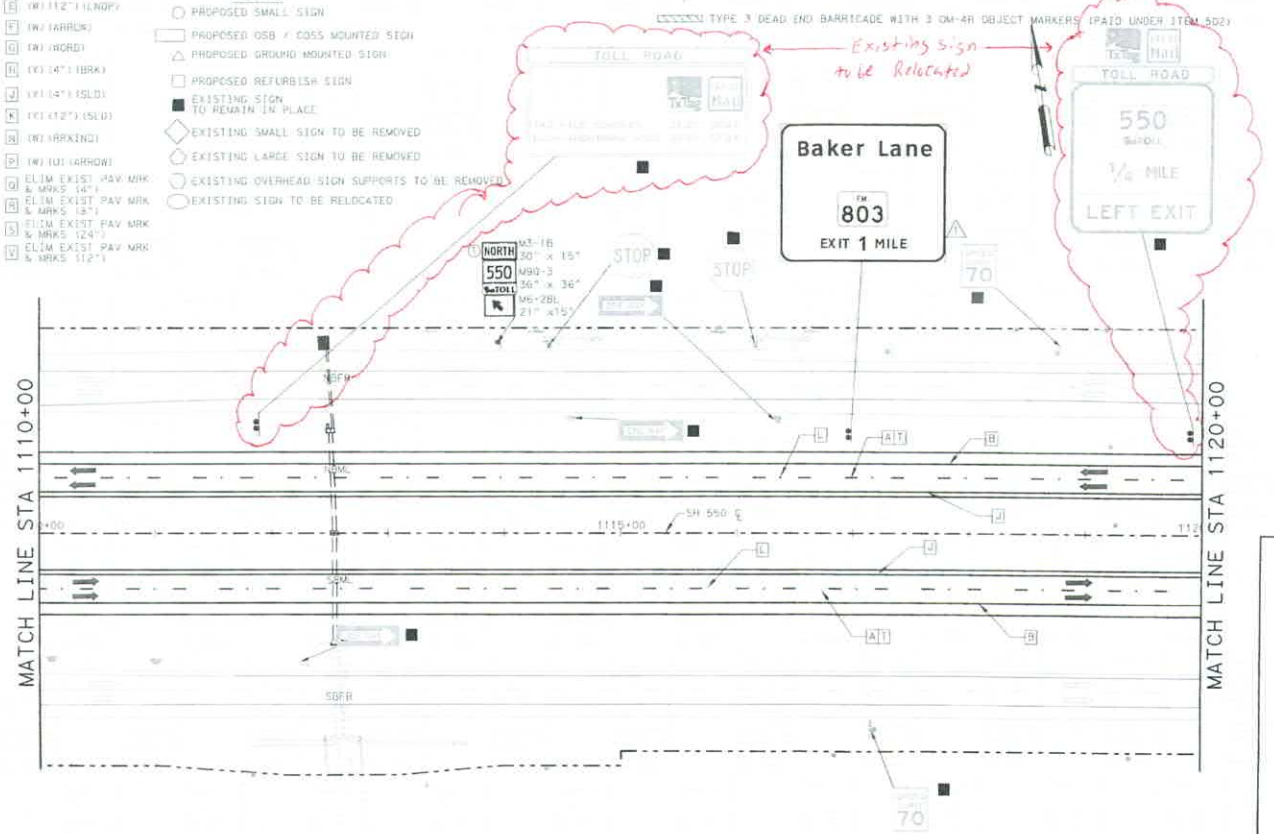

NOTES:

1. REFER TO STANDARDS FPM (1)-12, FPM (2)-12, FPM (3)-12, FPM (4)-12, PM (1)-12, PM (2)-12, AND PM (4)-12 FOR PLACEMENT OF PAVEMENT MARKINGS AND REFLECTIVE PAVEMENT MARKERS.

STATE OF TEXAS
DANIEL GARCES
100029
LICENSED PROFESSIONAL ENGINEER

The seal appearing on this document was authorized by DANIEL GARCES, P.E. 100029, on 9/13/16

9/13/16 P.E.

SH 550

SIGNING AND PAVEMENT MARKING

STA 1110+00 TO STA 1120+00

4 OF 10

SCALE: PLAN 1"=100'

S&BI
S&B INFRASTRUCTURE, LTD.
TEXAS BOARD OF PROFESSIONAL ENGINEERS # F-1195

CCRMA
A WORLD CLASS CIVIL ENGINEERING FIRM

DRAWING PREPARED BY: S&B

FED. RD. DIV. NO.	FEDERAL AID PROJECT NO.	SHEET NO.
6		219

SIGN	STATE	DIST.	COUNTY
CHK. SIGN	TEXAS	PHARR	CAMERON

CWD	CONT.	SECT.	JOB	HIGHWAY NO.
CHF ENG.	0684	01	067	SH 550

Pen Table: H:\PROJECT\U2589\2100\SIGN+PAVE\PLANS\T01\SD\SH550.TBL
Date/Time: Fri 09:24 PM by U\prd\tect\u2589\2001\60\4PSAL\P\tmd\t01\dgn\SH550MP6316.dgn
Scale: 1:100.000 Ft / In.
Plotted On: 9/13/2016