

THE STATE OF TEXAS §

COUNTY OF CAMERON §

BE IT REMEMBERED on the 11th day of January 2018, there was conducted a Regular Meeting of the Cameron County Regional Mobility Authority, at the CCRMA Administrative Office, 3470 Carmen Avenue, Suite 5 thereof, in Rancho Viejo, Texas, for the purpose of transacting any and all business that may lawfully be brought before the same.

THE BOARD MET AT:

12:00 Noon

PRESENT:

FRANK PARKER, JR.
CHAIRPERSON

DIRECTOR

HORACIO BARRERA
DIRECTOR

DIRECTOR

MARK ESPARZA
DIRECTOR

NAT LOPEZ
DIRECTOR

DR. MARIA VILLEGAS, M.D.
DIRECTOR

RUBEN GALLEGOS, JR.
ABSENT

MICHAEL SCAIEF
ABSENT

ABSENT

The Meeting was called to order by Chairman Frank Parker, Jr., at 12:01 P.M. At this time, the Board considered the following matters as per CCRMA Agenda posted and filed for Record in the Office of the County Clerk on this 8th day of January, 2018 at 9:51 A.M.



AGENDA

**Regular Meeting of the Board of Directors
Of the
Cameron County Regional Mobility Authority**

**3470 Carmen Avenue, Suite 5
Rancho Viejo, Texas 78575**

January 11, 2018

12:00 Noon

Accepted for Filing by:
Cameron County
On: Jan 08, 2018 at 09:51A
By:
David Jacinto

PUBLIC COMMENTS:

1. Public Comments.

PRESENTATIONS, RESOLUTIONS AND/OR PROCLAMATION ITEMS:

2. Presentations/Resolutions/Proclamations.

- A. Presentation on the Status of the SH 550 Gap 1 Project, CBP FAST Lane Expansion Project and the CBP Primary Lanes Expansion Project.

CONSENT ITEMS:

3. All Item(s) under the Consent RMA Agenda are heard collectively unless opposition is presented, in which case the contested Item will be considered, discussed, and appropriate action taken separately.

- A. Consideration and Approval of the Minutes for:

December 15, 2017 Special Meeting.

ITEMS FOR DISCUSSION AND ACTION:

4. Action Items.

- A. Approval of Claims.
 - B. Consideration and Approval of the Financial Statements and Budget Amendments for the month of November 2017.
 - C. Consideration and Approval of Estimated SH 550 Gap 1 Contractor Pay Request for the Month of December and Authority to Release Payment once approval from TxDOT is obtained.
 - D. Consideration and Approval of Agreement between the Cameron County Regional Mobility Authority and Pathfinders Public Affairs.

- E. Consideration and Approval of an Amendment to the Contract between the Cameron County Regional Mobility Authority and Rancho Viejo Pet Club LLC.
- F. Consideration and Approval of General Engineering Contract between the Cameron County Regional Mobility Authority and Figg Engineering.
- G. Consideration and Approval of General Engineering Contract between the Cameron County Regional Mobility Authority and S&B Infrastructure.
- H. Consideration and Approval of General Engineering Contract between the Cameron County Regional Mobility Authority and Hall & Associates.

EXECUTIVE SESSION:

5. Executive Session.

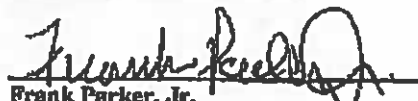
- A. Confer with Legal Counsel regarding Cause No. 2014-DCL-02536-D, Cameron County Regional Mobility Authority v. MCAR Development, Ltd., et al. (Parcel 8), pursuant to Vernon Texas Code Annotated (V.T.C.A.), Government Code, Section 551.071 (1) (A) and (B).
- B. Confer with Legal Counsel regarding Cause No. 2015-DCL-05357-H, David Garza, et al. v. Cameron County Regional Mobility Authority, et al. Pursuant to Vernon Texas Code Annotated (V.T.C.A.), Government Code, Section 551.071 (1) (A) and (B).
- C. Confer with Legal Counsel regarding legal issues with an Agreement between the Cameron County Regional Mobility Authority and Pathfinders Public Affairs pursuant to V.T.C.A. Government Code, Section 551.071(2).

6. Action Relative to Executive Session.

- A. Possible Action.
- B. Possible Action.
- C. Possible Action.

ADJOURNMENT:

Signed this 8th day of January 2018.


Frank Parker, Jr.
Chairman

NOTE:

Participation by Telephone Conference Call – One or more members of the CCRMA Board of Directors may participate in this meeting through a telephone conference call, as authorized by Sec. 370.262, Texas Transportation Code. Each part of the telephone conference call meeting that by law must be open to the public shall be audible to the public at the meeting location and will be recorded. On conclusion of the meeting, the recording will be made available to the public.

NOTE: Director Dr. Maria Villegas, M.D. called in via telephone.

PUBLIC COMMENTS

1 PUBLIC COMMENTS

Mr. Pete Alvarez, TxDOT District Engineer addressed the Board and advised them of the latest developments regarding Toll Roads and will get back to CCRMA Administration once he has further information or direction from TxDOT Administration.

PRESENTATIONS, RESOLUTIONS AND/OR PROCLAMATION ITEMS

2-A Presentation of the Status of the SH 550 Gap 1 Project, CBP FAST Lane Expansion Project and the CBP Primary Lanes Expansion Project.

Mr. Danny Rios with S&B Infrastructure went over the attached Power Point Presentation regarding the SH 550 Gap 1 Project. Mr. Rios also gave a status on the FAST Lane Project and Primary Expansion Lane Project at the Veterans Bridge.

Director Barrera moved to acknowledge the presentation. The motion was seconded by Director Lopez and carried unanimously.

The Presentation is as follows:

CONSENT ITEMS

ALL ITEM(S) UNDER THE CONSENT RMA AGENDA ARE HEARD COLLECTIVELY UNLESS OPPOSITION IS PRESENTED, IN WHICH CASE THE CONTESTED ITEM WILL BE CONSIDERED, DISCUSSED AND APPROPRIATE ACTION TAKEN SEPARATELY

3-A Consideration and Approval of the Minutes for:

December 15, 2017 – Special Meeting.

Director Esparza moved to approve the minutes for December 15, 2017 Special Meeting. The motion was seconded by Director Barrera and carried unanimously

ACTION ITEMS

4-A Approval of Claims

The attached claims were presented to the Board of Directors for approval.

Mr. Adrian Rincones, RMA Chief Financial Officer went over the Claims and presented into the record.

Director Barrera moved to approve the Claims as presented. The motion was seconded by Director Lopez and carried unanimously.

The Claims are as follows:

4-B Consideration and Approval of the Financial Statements and Budget Amendments for the month of November 2017.

Mr. Adrian Rincones, RMA Chief Financial Officer went over the Financial Statements and presented them into the record.

Director Esparza moved to approve the Financial Statements for the month of November 2017. The motion was seconded by Director Barrera and carried unanimously.

The Financial Statements are as follows:

4-C Consideration and Approval of Estimated SH 550 Gap 1 Contractor Pay Request for the Month of December and Authority to Release Payment once approval from TxDOT is obtained.

Mr. Pete Sepulveda, Jr., RMA Executive Director went over the item with the Board and informed them that the approval was subject to TxDOT approving the Payment.

Director Barrera moved to approve the Estimated SH 550 Gap 1 Contractor Pay Request for the Month of December and Authority to Release Payment once approval from TxDOT is obtained. The motion was seconded by Director Esparza and carried unanimously.

4-D Consideration and Approval of Agreement between the Cameron County Regional Mobility Authority and Pathfinders Public Affairs.

Mr. Pete Sepulveda, Jr., RMA Executive Director went over the item with the Board and informed them that the Staff's recommendation was to contract with Mr. Rene Ramirez from Pathfinders Public Affairs. Mr. Sepulveda mentioned that they would focus on working with TxDOT in delivering projects the RMA is working on.

Director Esparza moved to approve the Agreement with Pathfinders Public Affairs. The motion was seconded by Director Barrera and carried unanimously.

The Agreement is as follows:

4-E Consideration and Approval of an Amendment to the Contract between the Cameron County Regional Mobility Authority and Rancho Viejo Pet Club, LLC.

Mr. Pete Sepulveda, Jr., RMA Executive Director went over the item with the Board and informed the Board that we would be changing the agreement to include one more office space primarily to be utilized by the Environmental Director, Computer Technician and other Toll Operations Staff.

Director Lopez moved to approve the Amendment to the Contract with Rancho Viejo Pet Club, LLC. The motion was seconded by Director Esparza and carried unanimously.

The Amended Agreement is as follows:

4-F Consideration and Approval of General Engineering Contract between the Cameron County Regional Mobility Authority and Figg Engineering.

Mr. Pete Sepulveda, Jr., RMA Executive Director advised the Board that the Contract was not ready for consideration by the Board.

Director Esparza moved to **TABLE** the item. The motion was seconded by Director Lopez and carried unanimously.

4-G Consideration and Approval of General Engineering Contract between the Cameron County Regional Mobility Authority and S&B Infrastructure.

Mr. Pete Sepulveda, Jr., RMA Executive Director advised the Board that the Contract was not ready for consideration by the Board.

Director Esparza moved to **TABLE** the item. The motion was seconded by Director Lopez and carried unanimously.

4-H Consideration and Approval of General Engineering Contract between the Cameron County Regional Mobility Authority and Halff & Associates.

Mr. Pete Sepulveda, Jr., RMA Executive Director advised the Board that the Contract was not ready for consideration by the Board.

Director Esparza moved to **TABLE** the item. The motion was seconded by Director Lopez and carried unanimously.

EXECUTIVE SESSION ITEMS

Director Esparza moved to **TABLE** items 5A, 5B and 5C. The motion was seconded by Director Barrera and carried unanimously. Thus, the Board did not have an Executive Session.

- 5-A Confer with Legal Counsel regarding Cause No. 2014-DCL-02536-D, Cameron County Regional Mobility Authority v. MCAR Development, Ltd., et al. (Parcel 8), pursuant to Vernon Texas Code Annotated (V.T.C.A.), Government Code, Section 551.071 (1) (A) and (B).
- 5-B Confer with Legal Counsel regarding Cause No. 2015-DCL-05357-H, David Garza, et al. v. Cameron County Regional Mobility Authority, et al. Pursuant to Vernon Texas Code Annotated (V.T.C.A.), Government Code, Section 551.071 (1) (A) and (B).
- 5-C Confer with Legal Counsel regarding legal issues with the Agreement between the Cameron County Regional Mobility Authority and Pathfinders Public Affairs pursuant to Vernon Texas Code Annotated (V.T.C.A.), Government Code, Section 551.071 (2).


ACTION RELATIVE TO EXECUTIVE SESSION:

- 6-A Confer with Legal Counsel regarding Cause No. 2014-DCL-02536-D, Cameron County Regional Mobility Authority v. MCAR Development, Ltd., et al. (Parcel 8), pursuant to Vernon Texas Code Annotated (V.T.C.A.), Government Code, Section 551.071 (1) (A) and (B).
-
- 6-B Confer with Legal Counsel regarding Cause No. 2015-DCL-05357-H, David Garza, et al. v. Cameron County Regional Mobility Authority, et al. Pursuant to Vernon Texas Code Annotated (V.T.C.A.), Government Code, Section 551.071 (1) (A) and (B).
-
- 6-C Confer with Legal Counsel regarding legal issues with the Agreement the Cameron County Regional Mobility Authority and Pathfinders Public Affairs pursuant to Vernon Texas Code Annotated (V.T.C.A.), Government Code, Section 551.071 (2).

ADJOURNMENT

There being no further business to come before the Board and upon motion by Director Esparza and seconded by Director Lopez and carried unanimously the meeting was **ADJOURNED** at 12:35 PM.

APPROVED this 9th day of February 2018.


CHAIRMAN FRANK PARKER, JR.

ATTESTED: 
HORACIO BARRERA, SECRETARY

**2-A PRESENTATION ON THE STATUS OF THE SH 550 GAP 1 PROJECT, CBP
FAST LANE EXPANSION PROJECT AND THE CBP PRIMARY LANES
EXPANSTION PROJECT.**

SH550 - GAP 1 PROJECT

- ▶ SH 550 GAP 1 (SBI Team tasked with PS&E and CM)
 - ▶ Limits from 0.53 miles east of Old Alice Road to 0.48 miles west of FM 1847, approx. 1.24 miles
- ▶ SH 550 Gap 1 Construction Items
 - ▶ Construction of tolled lanes with concrete pavement for the first "Gap" of SH 550.
 - ▶ Slope erosion repairs and bridge riprap repairs at FM 1847
 - ▶ Slope erosion repairs at Union Pacific Railroad Crossing
 - ▶ Bridge Construction on Southbound main lanes for Drain Ditch #3




SH550 – GAP 1 PROJECT KEY DATES

- ▶ Bids Received on - January 31, 2017
- ▶ Acknowledgement from TxDOT received on 4/13/17 on Bid Analysis;
- ▶ Pre-Construction Meeting – July 6, 2017
- ▶ Notice To Proceed Issued – July 10, 2017
- ▶ Actual Construction Start Date – July 10, 2017
- ▶ 53% Complete as of December 25, 2017
- ▶ Anticipated Project Completion – May 2018

SH550 – GAP 1 Important Task Activities this Period



POURING CONCRETE PAVEMENT (NORTH BOUND)
FACING EAST



POURING CONCRETE PAVEMENT (NORTH BOUND)
FACING WEST

SH550 – GAP 1 Important Task Activities this Period



AUGERING DRILL SHAFT FOR ILLUMINATION
FOUNDATION – NORTH BOUND (FACING WEST)



POURING CONCRETE ON REINFORCED DRILL
SHAFT FOR ILLUMINATION FOUNDATION – SOUTH
BOUND (FACING EAST)

SH550 – GAP 1 Important Task Activities this Period



LAYING SEAL COAT RAMP SECTION (SOUTH
BOUND) FACING WEST



LAYING SEAL COAT RAMP SECTION (SOUTH
BOUND) FACING WEST

SH550 – GAP 1 Important Task Activities this Period



PLACING ASPHALT RAMP SECTION (SOUTH BOUND)
FACING WEST



COMPACTING ASPHALT RAMP SECTION (SOUTH
BOUND) FACING EAST

SH550 – GAP 1 Important Task Activities this Period



**PLACING AND CHECKING TEMPERATURE BOND
BREAKER (SOUTH BOUND) FACING WEST**



**COMPACTING BOND BREAKER (SOUTH BOUND)
FACING WEST**

SH550 – PAY ESTIMATE #7 – DECEMBER 2017

Estimate No. 7	
Original Contract Days	180
Days Added by Change Order	0
Total Contract Time	180
Contract Days Previously Billed	95
Contract Days This Period	16w+4rd
Days Remaining	85
% Contract Time Utilized	53%
Contract Amount	\$ 7,138,812.45
Change Order #1 Dollars	\$ -14,700.00
Change Order #2 Dollars	\$ 3,815.00
Revised Contract Amount	\$ 7,127,927.45
Previous Payments	\$ 2,666,456.83
Balance Due this Estimate	\$ 593,332.16
Net Amount Earned to Date	\$ 3,259,788.99
Percentage of Contract Billed to Date	45.73.%
Balance of Contract	\$ 3,868,138.46 54.27%

SH550 – COMPLETION UP-TO-DATE

CONTRACTOR	% COMPLETE TO DATE
FOREMOST PAVING INC.	80 %
ANDERSON COLUMBIA	13 %
D&S CONSTRUCTION	23 %
LEVY COMPANY	32 %
GP7 CONSTRUCTION	51 %
LAREDO STRIPING	40 %
VALLEY STRIPING	17 %

SH550 – GAP 1 PROJECT STAFFING

BASED ON DECEMBER ESTIMATE #7

Local (RGV) Contractor Personnel – 32

Non-Local (RGV) Contractor Personnel – 18

Local (RGV) CM Personnel – 1 FTE

Total Personnel – 51 FTE



SH550 – GAP 1 PAYMENT FUNDS DISTRIBUTION


BASED ON DECEMBER ESTIMATE #7

Total Paid to Date (DECEMBER 2017 Estimate) – \$3,259,788.99

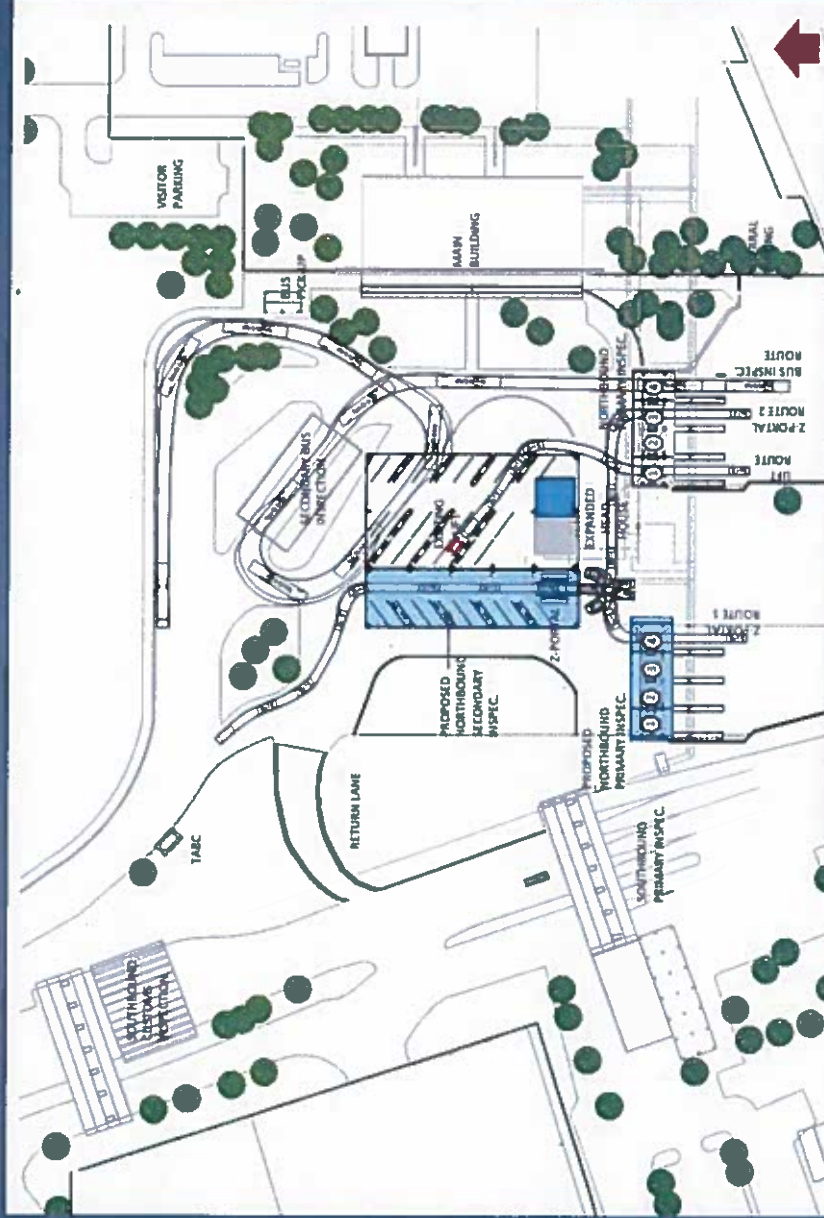
Local (RGV) Contractor Payments – \$2,682,981.06 (82.31%)

Non-Local (RGV) Contractor Payments – \$576,807.93 (17.69%)
(Guard Fencing and Crash Cushions (Laredo Striping) and
BMP Environmental (D&S Const.), Electrical (Levy
Company))

VETERANS BRIDGE – CBP FAST LANE EXPANSION PROJECT



VETERANS BRIDGE – CBP PRIMARY LANES EXPANSION SITE PLAN OPTION A



S J P A

ARCHITECTURE | DESIGN | MASTER PLANNING

Site Plan - Option A

VETERANS BRIDGE – CBP PRIMARY LANES EXPANSION SITE PLAN OPTION B



S J P A
ARCHITECTURE | DESIGN | MASTER PLANNING

Site Plan – Option B

4-A APPROVAL OF CLAIMS.



Administrative Claims 1.11.2018

Vendor ID	Vendor Name	Invoice/Credit Number	Cash Required	Invoice/Credit Description	Comments
BNY	Bank of New York Melk 252-2075498		1,250.00	Admin and Agent Fees for Bond Series 2016 - 12.29.17 - 12.28.18	
CCRMA Indirect	CCRMA Payroll - Direct Admin PR 1.4.18		13,444.51	Payroll for period ending 1.4.18	ACH Pmt
EFTPS-ACH	IRS US Treasury - ACH EFTPS 1.4.18		9,782.35	EFTPS Pmt 1.4.18	ACH Pmt
S&B	S&B Infrastructure, LTI U2299.600-07		20,377.07	Outer parkway development of Environmental and	Wire
S&B	S&B Infrastructure, LTI U2299.700-09		2,797.05	Environmental Services Spur 54	Wire
S&B	S&B Infrastructure, LTI U2299.700-10		9,721.59	Environmental services Spur 54 Nov 2017	Wire
S&B	S&B Infrastructure, LTI U2299.900-01		22,093.26	SPI 2nd Access ROW Mapping	Wire
Smart Child ACH	Smart Child Support AC MI ChSupp 1.4.18		415.38	MI Child Support Pmt 1.4.18	ACH Pmt
Texas Regional	Texas Regional Bank TRB 1.14.18		4,730.07	Loan 101140087 Interest Pmt as of 1.14.18	
Texas Regional	Texas Regional Bank TRB 1.14.18		627,093.88	Loan 101140087 Interest Pmt as of 1.14.18	
The Herald	AIM Media Texas 40016751-1217		4,315.56	Public hearing notice spanish and english with El Herald and Valley Morning Star	
The Rentfro Law Fir	Rentfro, Irwin, & Irwin, 022351		1,280.00	Revision of Board Agenda & revision of RFQ for Engineer services	
The Rentfro Law Fir	Rentfro, Irwin, & Irwin, 022352		520.00	Revision of mitigation plan, federal regulations on compensatory mitigation and settlement offer	
The Rentfro Law Fir	Rentfro, Irwin, & Irwin, 022353		1,712.00	Revision of Subpart A & Subpart K of 7 C.F.R. Part 1	
The Rentfro Law Fir	Rentfro, Irwin, & Irwin, 022354		120.00	Revision of employment agreement	
The Rentfro Law Fir	Rentfro, Irwin, & Irwin, 022355		40.00	Revision of settlement statement	
Time Warner Cable	Time Warner Cable Bu: 0121858010118		1,839.09	Phone & Internet services for Jan 2018	
TML	Texas Municipal League TML 1.1.18		165.50	Coastal Wind Cov, Auto Lia, Errors & Omission, Gen Lia, Real & Pers and Workers Comp	
Xerox	Xerox 091779454		457.89	Admin Dep Printer Rent	
Report Total			722,155.20		

Tolls Claims 1.11.2018

Vendor ID	Vendor Name	Invoice/Credit Number	Cash Required	Invoice/Credit Description	Comments
CCRMA Indirect	CCRMA Payroll - Direct Admin PR 1.4.18		807.66	Payroll for period ending 1.4.18	ACH Pmt
CCRMA Indirect	CCRMA Payroll - Direct TPS PR 1.4.18		9,369.22	Payroll for period ending 1.4.18	ACH Pmt
Duncan Solutions	Law Enforcement System DMV001886		594.88	DMV Registration Retrieval Records for Dec 2017	
Fagan Consulting	Fagan Consulting LLC CCOS1712		6,216.00	Toll Operations Support for Dec 2017. Meetings with Kapsch regarding reconciliation issues	
Fagan Consulting	Fagan Consulting LLC PBT1712		19,973.51	PRIB Toll System implementation design	
Gexa Energy	Gexa Energy, LP 24587217 - DC		240.00	Energy utilities for SH550 for Dec 2017	
Gexa Energy	Gexa Energy, LP 24587217 - FM1847		249.75	Energy utilities for SH550 for Dec 2017	
LexisNexis	LexisNexis Risk Solutions 1546392-20171231		195.70	Pre-court program monthly services	
Lizbeth J. Ponce	Lizbeth J. Ponce LJP 1.8.18		71.28	Office Manager travel and office supplies reimbursement	
PUB	Public Utilities Board Dec 2017 - 600710		226.82	Energy utilities for SH550 Direct Connector	
TML	Texas Municipal League TML 1.1.18		14,845.00	Coastal Wind Cov, Auto Lia, Errors & Omission, Gen Lia, Real & Pers and Workers Comp	
TollPlus LLC	TollPlus LLC O17045		14,521.71	December 2017 BOS Maintenance	
Xerox	Xerox 091779455		284.83	Tolls Dep. Printer Rental Dec 2017	
Xerox Corporation	Xerox Financial Service 1024245		1,000.77	Mail Dept Printer Rental	
Report Total			68,597.13		

**4-B CONSIDERATION AND APPROVAL OF THE FINANCIAL
STATEMENTS AND BUDGET AMENDMENTS FOR THE MONTH OF
NOVEMBER 2017.**

CCRMA

CAMERON COUNTY REGIONAL MOBILITY AUTHORITY



NOVEMBER 2017 FINANCIAL REPORT

PETE SEPULVEDA, JR., EXECUTIVE DIRECTOR

JESUS ADRIAN RINCONES, CPA, CFE, CHIEF FINANCIAL OFFICER

CCRMA MONTHLY FINANCIALS

TABLE OF CONTENTS

REVENUES & EXPENSES	
ADMINISTRATIVE REVENUES AND EXPENSES.....	1
TOLL OPERATIONS REVENUES AND EXPENSES - ACCRUAL.....	2
TOLL OPERATIONS REVENUES AND EXPENSES - CASH.....	3
COMBINED REVENUES AND EXPENSES.....	4
CAPITAL PROJECT'S.....	
SUMMARIZED CAPITAL PROJECTS ACTIVITY.....	5
FINANCIALS	
BALANCE SHEET	6
STATEMENT OF CASH FLOW.....	10

CAMERON COUNTY REGIONAL MOBILITY AUTHORITY
Statement of Revenues, Expenses, and Changes in Net Position - Unposted Transactions included
November 2017

	<u>Current Period Actual</u>	<u>Current Year Actual</u>	<u>YTD Budget - Original</u>	<u>YTD Budget Variance - Original</u>
Operating Revenues				
Vehicle registration fees	251,659	503,318	3,150,000	(2,646,682)
TRZ revenue	0	0	275,000	(275,000)
Other revenue	<u>627,094</u>	<u>1,730,522</u>	<u>7,844,000</u>	<u>(6,113,478)</u>
Total Operating Revenues	<u>878,753</u>	<u>2,233,840</u>	<u>11,269,000</u>	<u>(9,035,160)</u>
Operating Expenses				
Personnel costs	50,968	103,460	599,809	496,349
Professional services	7,500	7,902	195,000	187,098
Contractual services	6,262	16,208	350,000	333,792
Debt interest	0	0	2,214,953	2,214,953
Advertising & marketing	5,087	5,512	25,000	19,488
Data processing	155	1,170	10,000	8,830
Dues & memberships	0	0	20,000	20,000
Education & training	750	768	8,000	7,232
Fiscal agent fees	0	2,170	45,000	42,830
Insurance	0	166	5,000	4,835
Maintenance & repairs	0	0	10,000	10,000
Office supplies	3,119	9,232	62,562	53,330
Rent	3,168	6,336	42,000	35,664
Travel	4,883	6,359	25,000	18,641
Utilities	580	1,188	8,000	6,812
Other expenses	<u>0</u>	<u>0</u>	<u>5,000</u>	<u>5,000</u>
Total Operating Expenses	<u>82,471</u>	<u>160,470</u>	<u>3,625,324</u>	<u>3,464,854</u>
Non Operating Revenue				
Interest income	1,737	3,379	15,000	(11,621)
Other Financing sources	<u>0</u>	<u>0</u>	<u>50,000</u>	<u>(50,000)</u>
Total Non Operating Revenue	<u>1,737</u>	<u>3,379</u>	<u>65,000</u>	<u>(61,621)</u>
Changes in Net Assets	<u>798,019</u>	<u>2,076,749</u>	<u>7,708,676</u>	<u>(5,631,927)</u>
Net Assets Beginning of Year	<u>1,278,730</u>	<u>0</u>	<u>0</u>	<u>0</u>
Net Assets End of Year	<u>2,076,749</u>	<u>2,076,749</u>	<u>7,708,676</u>	<u>(5,631,927)</u>

CAMERON COUNTY REGIONAL MOBILITY AUTHORITY
Toll Operations Revenues - Accrual
November 2017

	Current Period Actual	Current Year Actual	YTD Budget - Original	YTD Budget Variance - Original	Prior Year Actual
Toll Operating Revenues					
Toll Operating Revenues					
Toll Revenue	703.19	1,525.71	2,200.00	(674.29)	81,501.75
Toll Violation	2,871.12	8,384.86	7,000.00	1,384.86	49,487.60
Interop Revenue	<u>25,750.00</u>	<u>64,465.00</u>	<u>589,000.00</u>	<u>(524,535.00)</u>	<u>98,751.50</u>
Total Toll Operating Revenues	29,324.31	74,375.57	598,200.00	(523,824.43)	229,740.85
TPS Accrued Revenues					
TPS Toll Revenues	47,463.34	111,313.48	480,000.00	(368,686.52)	0.00
TPS RBP Revenue	45,975.78	83,604.37	312,000.00	(228,395.63)	0.00
TPS Violation	<u>313,494.71</u>	<u>601,922.76</u>	<u>598,800.00</u>	<u>3,122.76</u>	<u>0.00</u>
Total TPS Accrued Revenues	<u>406,933.83</u>	<u>796,840.61</u>	<u>1,390,800.00</u>	<u>(593,959.39)</u>	<u>0.00</u>
Total Toll Operating	<u>436,258.14</u>	<u>871,216.18</u>	<u>1,989,000.00</u>	<u>(1,117,783.82)</u>	<u>229,740.85</u>
Toll Operating Expenses					
Payroll - Direct	3,807.54	7,788.15	0.00	(7,788.15)	0.00
Payroll - Indirect	23,477.37	45,633.93	379,270.00	333,636.07	17,412.49
Payroll Taxes	1,765.84	3,422.25	30,664.00	27,241.75	1,278.75
Payroll Benefits - Retirement	2,043.93	6,323.37	32,252.00	25,928.63	1,610.32
Payroll Benefits	25.38	82.35	1,345.00	1,262.65	0.00
TCDRS GTL					
Payroll Benefits -	4,280.26	7,314.78	81,600.00	74,285.22	3,580.94
Advertising & Contractual	3,011.69	3,011.69	60,000.00	56,988.31	8,100.22
Legal Expense	0.00	0.00	10,000.00	10,000.00	4,000.00
Legal Expense	0.00	2,040.00	30,000.00	27,960.00	0.00
Dues & Memberships	3,776.16	3,776.16	5,000.00	1,223.84	2,995.46
Education & Training	254.00	374.00	6,000.00	5,626.00	1,600.00
2012 Bond Interest	0.00	0.00	1,283,000.00	1,283,000.00	0.00
Maintenance & Maintenance - SH	1,650.00	1,650.00	25,000.00	23,350.00	1,952.40
Returned Bank Pmt	5,265.82	10,737.16	100,000.00	89,262.84	7,118.07
Fees	0.00	48.00	0.00	(48.00)	0.00
Interop Collection	2,250.00	7,269.54	40,000.00	32,730.46	6,548.77
PBM Add on Fees	74.64	161.50	5,000.00	4,838.50	8,647.37
PBM Image Review	0.00	0.00	0.00	0.00	9,527.17
PBM Pre-Court	195.70	293.55	4,000.00	3,706.45	190.00
Office Supplies	547.00	3,163.01	25,000.00	21,836.99	1,616.87
2014 CO Bonds	0.00	0.00	169,550.00	169,550.00	0.00
2015 CO Bonds	0.00	0.00	146,688.00	146,688.00	0.00
Interest Expense					
2016 Series Toll Revenue Bonds	0.00	0.00	649,700.00	649,700.00	0.00
Postage	17,991.99	17,991.99	210,000.00	192,008.01	0.00
Rent	1,463.25	2,996.97	25,000.00	22,003.03	457.89
Travel	326.68	831.86	12,000.00	11,168.14	5,430.75
Utilities	3,490.27	7,134.08	50,000.00	42,865.92	10,019.45
Bridge	0.00	0.00	2,250.00	2,250.00	0.00
Interoperability Maintenance					
Toll Road Property	0.00	14,714.00	80,000.00	65,286.00	14,490.25
Insurance					
Toll Operational	37,942.50	37,942.50	100,000.00	62,057.50	10,102.00
Toll System Provider	13,390.31	26,780.62	168,000.00	141,219.38	25,000.00
Maintenance					
BOS System Provider	14,335.00	14,335.00	180,000.00	165,665.00	0.00
Maintenance					
Merchant Card	3,993.44	7,275.21	45,000.00	37,724.79	0.00
Out of State DMV	<u>478.40</u>	<u>983.84</u>	<u>0.00</u>	<u>(983.84)</u>	<u>0.00</u>
Total Toll Operating	<u>145,837.17</u>	<u>234,075.51</u>	<u>3,956,319.00</u>	<u>3,722,243.49</u>	<u>141,679.17</u>
Changes in Net Assets	<u>290,420.97</u>	<u>637,140.67</u>	<u>(1,967,319.00)</u>	<u>2,604,459.67</u>	<u>88,061.68</u>

CAMERON COUNTY REGIONAL MOBILITY AUTHORITY
Toll Operations Revenue and Expenditures - Cash Basis
November 2017

	Current Period Actual	Current Year Actual	YTD Budget - Original	YTD Budget Variance - Original	Prior Year Actual
Toll Operating Revenues					
Toll Operating Revenues					
Toll Revenue	703.19	1,525.71	2,200.00	(674.29)	81,501.75
Toll Violation Revenue	2,871.12	8,384.86	7,000.00	1,384.86	49,487.60
Interop Revenue	<u>25,750.00</u>	<u>64,465.00</u>	<u>589,000.00</u>	<u>(524,535.00)</u>	<u>98,751.50</u>
Total Toll Operating Revenues	29,324.31	74,375.57	598,200.00	(523,824.43)	229,740.85
TPS Revenues					
	<u>166,501.95</u>	<u>347,539.80</u>	<u>1,390,800.00</u>	<u>(1,043,260.20)</u>	<u>0.00</u>
Total TPS Revenues	<u>166,501.95</u>	<u>347,539.80</u>	<u>1,390,800.00</u>	<u>(1,043,260.20)</u>	<u>0.00</u>
Total Toll Operating	<u>195,826.26</u>	<u>421,915.37</u>	<u>1,989,000.00</u>	<u>(1,567,084.63)</u>	<u>229,740.85</u>
Toll Operating Expenses					
Payroll - Direct	3,807.54	7,788.15	0.00	(7,788.15)	0.00
Payroll - Indirect	23,477.37	45,633.93	379,270.00	333,636.07	17,412.49
Payroll Taxes	1,765.84	3,422.25	30,664.00	27,241.75	1,278.75
Payroll Benefits - Retirement	2,043.93	6,323.37	32,252.00	25,928.63	1,610.32
Payroll Benefits	25.38	82.35	1,345.00	1,262.65	0.00
TCDRS GTL					
Payroll Benefits -	4,280.26	7,314.78	81,600.00	74,285.22	3,580.94
Advertising &	3,011.69	3,011.69	60,000.00	56,988.31	8,100.22
Contractual	0.00	0.00	10,000.00	10,000.00	4,000.00
Legal Expense	0.00	2,040.00	30,000.00	27,960.00	0.00
Dues & Memberships	3,776.16	3,776.16	5,000.00	1,223.84	2,995.46
Education & Training	254.00	374.00	6,000.00	5,626.00	1,600.00
2012 Bond Interest	0.00	0.00	1,283,000.00	1,283,000.00	0.00
Maintenance &	1,650.00	1,650.00	25,000.00	23,350.00	1,952.40
Maintenance - SH 550	5,265.82	10,737.16	100,000.00	89,262.84	7,118.07
Returned Bank Pmt	0.00	48.00	0.00	(48.00)	0.00
Fees					
Interop Collection	2,250.00	7,269.54	40,000.00	32,730.46	6,548.77
PBM Add on Fees	74.64	161.50	5,000.00	4,838.50	8,647.37
PBM Image Review	0.00	0.00	0.00	0.00	9,527.17
PBM Pre-Court	195.70	293.55	4,000.00	3,706.45	190.00
Office Supplies	547.00	3,163.01	25,000.00	21,836.99	1,616.87
2014 CO Bonds	0.00	0.00	169,550.00	169,550.00	0.00
2015 CO Bonds	0.00	0.00	146,688.00	146,688.00	0.00
Interest Expense					
2016 Series Toll Revenue Bonds	0.00	0.00	649,700.00	649,700.00	0.00
Postage	17,991.99	17,991.99	210,000.00	192,008.01	0.00
Rent	1,463.25	2,996.97	25,000.00	22,003.03	457.89
Travel	326.68	831.86	12,000.00	11,168.14	5,430.75
Utilities	3,490.27	7,134.08	50,000.00	42,865.92	10,019.45
Bridge Interoperability	0.00	0.00	2,250.00	2,250.00	0.00
Maintenance					
Toll Road Property	0.00	14,714.00	80,000.00	65,286.00	14,490.25
Insurance					
Toll Operational	37,942.50	37,942.50	100,000.00	62,057.50	10,102.00
Toll System Provider	13,390.31	26,780.62	168,000.00	141,219.38	25,000.00
Maintenance					
BOS System Provider	14,335.00	14,335.00	180,000.00	165,665.00	0.00
Maintenance					
Merchant Card	3,993.44	7,275.21	45,000.00	37,724.79	0.00
Out of State DMV	<u>478.40</u>	<u>983.84</u>	<u>0.00</u>	<u>(983.84)</u>	<u>0.00</u>
Total Toll Operating	<u>145,837.17</u>	<u>234,075.51</u>	<u>3,956,319.00</u>	<u>3,722,243.49</u>	<u>141,679.17</u>
Changes in Net Assets	<u>49,989.09</u>	<u>187,839.86</u>	<u>(1,967,319.00)</u>	<u>2,155,158.86</u>	<u>88,061.68</u>

Unaudited Financials Subject to Change

CAMERON COUNTY REGIONAL MOBILITY AUTHORITY
Combined Statement of Revenues and Expenditures
November 2017

	Current Period Actual	Current Year Actual	YTD Budget - Original	YTD Budget Variance - Original	Prior Year Actual
Operating Revenues					
Vehicle registration fees	251,659.17	503,318.34	3,150,000.00	(2,646,681.66)	429,970.00
Toll revenues	436,258.14	871,216.18	2,004,000.00	(1,132,783.82)	229,740.85
TRZ revenue	0.00	0.00	275,000.00	(275,000.00)	0.00
Other revenue	<u>627,093.88</u>	<u>1,730,522.02</u>	<u>10,177,938.00</u>	<u>(8,447,415.98)</u>	<u>0.00</u>
Total Operating Revenues	<u>1,315,011.19</u>	<u>3,105,056.54</u>	<u>15,606,938.00</u>	<u>(12,501,881.46)</u>	<u>659,710.85</u>
Operating Expenses					
Personnel costs	86,368.04	174,024.97	1,124,940.00	950,915.03	113,045.53
Accounting software and services	0.00	402.00	10,000.00	9,598.00	0.00
Professional services	7,500.00	7,500.00	185,000.00	177,500.00	45,256.00
Contractual services	6,262.10	18,248.35	390,000.00	371,751.65	17,163.87
Debt interest	0.00	0.00	4,463,891.00	4,463,891.00	0.00
Advertising & marketing	8,098.26	8,523.26	85,000.00	76,476.74	8,455.22
Data processing	154.77	1,169.57	10,000.00	8,830.43	402.00
Dues & memberships	3,776.16	3,776.16	25,000.00	21,223.84	2,995.46
Education & training	1,004.00	1,142.00	14,000.00	12,858.00	1,799.00
Fiscal agent fees	0.00	2,170.00	45,000.00	42,830.00	2,170.00
Insurance	0.00	14,879.50	85,000.00	70,120.50	14,979.50
Maintenance & repairs	1,650.00	1,650.00	35,000.00	33,350.00	3,482.40
Office supplies	21,658.22	30,387.24	297,562.00	267,174.76	4,862.06
Road maintenance	36,984.57	59,127.99	495,250.00	436,122.01	32,118.07
Rent	4,631.14	9,332.75	67,000.00	57,667.25	3,957.89
Toll services	40,941.24	46,698.93	149,000.00	102,301.07	35,015.31
Travel	5,209.47	7,190.57	37,000.00	29,809.43	8,249.78
Utilities	4,069.86	8,322.22	58,000.00	49,677.78	10,778.33
Other expenses	<u>0.00</u>	<u>0.00</u>	<u>5,000.00</u>	<u>5,000.00</u>	<u>0.00</u>
Total Operating Expenses	<u>228,307.83</u>	<u>394,545.51</u>	<u>7,581,643.00</u>	<u>7,187,097.49</u>	<u>304,730.42</u>
Non Operating Revenue					
Interest income	1,736.50	3,378.94	15,000.00	(11,621.06)	765.06
Other Financing sources	<u>0.00</u>	<u>3,694.46</u>	<u>50,000.00</u>	<u>(46,305.54)</u>	<u>0.00</u>
Total Non Operating Revenue	<u>1,736.50</u>	<u>7,073.40</u>	<u>65,000.00</u>	<u>(57,926.60)</u>	<u>765.06</u>
Changes in Net Assets	<u>1,088,439.86</u>	<u>2,717,584.43</u>	<u>8,090,295.00</u>	<u>(5,372,710.57)</u>	<u>355,745.49</u>
Net Assets Beginning of Year	<u>1,629,144.57</u>	<u>0.00</u>	<u>0.00</u>	<u>0.00</u>	<u>0.00</u>
Net Assets End of Year	<u>2,717,584.43</u>	<u>2,717,584.43</u>	<u>8,090,295.00</u>	<u>(5,372,710.57)</u>	<u>355,745.49</u>

CAMERON COUNTY REGIONAL MOBILITY AUTHORITY
Capital Project Expenses
November 2017

	Current Period Actual	Current Year Actual	YTD Budget - Original	YTD Budget Variance - Original
Capital Projects				
South Padre Island 2nd Access	0	680	1,250,000	1,249,320
Outer Parkway	0	28,523	1,500,000	1,471,477
FM 1925	0	0	125,000	125,000
West Rail Relocation	10,600	20,444	500,000	479,556
SH 550	631,976	1,056,621	8,350,000	7,293,379
SH 32 (East Loop)	0	0	5,000,000	5,000,000
Port Connector - SH32	1,442	2,133	0	(2,133)
Port Isabel Access Rd	0	0	50,000	50,000
Spur 54 Project	9,722	12,519	15,000	2,481
Pharr-Reynosa Intl Bridge	158,400	158,400	0	(158,400)
Toll Equipment & Operational	<u>0</u>	<u>0</u>	<u>1,450,000</u>	<u>1,450,000</u>
Infrastructure				
Total Capital Projects	<u>812,140</u>	<u>1,279,319</u>	<u>18,240,000</u>	<u>16,960,681</u>

CAMERON COUNTY REGIONAL MOBILITY AUTHORITY
BALANCE SHEET
NOVEMBER 2017

	<u>Current Year</u>
ASSETS	
Current Assets:	
Cash and cash equivalents	
CCRMA Claims Account	65,164
CCRMA Operating Fund	682,682
CCRMA Merchant Card Account	146,799
CCRMA Mail Payments Account	161,297
CCRMA Line of Credit Account - TRB	1,000
Toll Operators Cash	60
TxDMV Escrow Account	15,109
USPS Escrow Account	20,108
TxTag - Replenishment Account	2,251
CCRMA Bond/Debt Funds	<u>1,155,205</u>
Total Cash and cash equivalents	2,249,675
Restricted cash accounts - debt service	
CCRMA Toll Revenue Funds	11,505
2010 A & B Pledged Revenue Funds	327,336
2010 A Debt Reserve	1,051,831
2010 B Debt Reserve	1,233,825
2012 Bond CAPI funds	999
2012 Bond Operating Fund	5,471
2012 Bonds Rate Stabilization Fund	1,600,000
2012 Bonds Debt Service	1,078,474
2012 Bond Renewal & Replacement Fund	120,000
2012 Pass Thru Pay Revenue ACCU	1,385,000
2014 Refunding Series Escrow Account	671
2014 Refunding Series 10 Proceeds	5,125
Series 2014 Revenue and Tax	<u>1,750</u>
Total Restricted cash accounts - debt service	6,821,987
Accounts receivable	
Accounts Receivable - Customers	3,694
TPS Accounts Receivable	1,879,922
TPS RBP Accounts Receivable	45,976
Vehicle Registration Fees - Receivable	<u>237,746</u>
Total Accounts receivable	2,167,338
Accounts receivable - other agencies	
Allowance Accounts Receivable - Tolls	(783,047)
Accounts Receivable - Other Agencies	0
Due from Other Agencies	<u>2,807,420</u>
Total Accounts receivable - other agencies	2,024,373
Prepaid expenses	
Prepaid Rent	3,210
Accrued Interest Earned	1,302
Prepaid Other Expense	<u>5,866</u>
Total Prepaid expenses	<u>10,378</u>
Total Current Assets:	13,273,751
Non Current Assets:	
Capital assets, net	
Land & Right of Way	98,750

CAMERON COUNTY REGIONAL MOBILITY AUTHORITY
BALANCE SHEET
NOVEMBER 2017

Buildings	202,803
Accumulated Depreciation-Buildings	(15,210)
Improvements	20,791
Accumulated Depreciation-Improvements	(768)
Furnishings & Equipment	7,597,314
Accumulated Depreciation-Furnishings & Equipment	(1,128,395)
Software & Technology	1,781,245
Accumulated Depreciation Software & Technology	(11,875)
Infrastructure & Utilities	98,130,180
Improvements - Infrastructure	337,157
Accumulated Depreciation-Infrastructure	(2,790,385)
Total Capital assets, net	104,221,606
Capital projects in progress	
CIP - Planning & Coordination	908,163
CIP - Preliminary Engineering & Design	4,218,835
CIP - Environmental Studies	15,492,483
CIP - Mitigation	314,755
CIP - Public Presentations, RFP, RFQ, Bidding & Letting	67,099
CIP - Right of Way	57,197
CIP - Construction	2,666,881
CIP - Construction Management	234,812
CIP - Direct Legal Costs	339,092
CIP - Capitalized Interest	61,658
CIP - Direct Administration	722,036
CIP - Indirect Administration and Overhead	570,258
Toll Equipment & Software in Process	<u>208,518</u>
Total Capital projects in progress	25,861,786
Other assets	
Other Assets	47,382,303
Pharr Reynosa Intl Bridge Project	150,000
Deferred Outflow - Changes of Assumption	<u>1,138</u>
Total Other assets	47,533,441
Unamortized bond prepaid costs	
2012 Bonds Prepaid Insurance	103,821
2014 Bond Prepaid Insurance	<u>10,283</u>
Total Unamortized bond prepaid costs	<u>114,104</u>
Total Non Current Assets:	<u>177,730,937</u>
Total ASSETS	<u>191,004,688</u>

LIABILITIES

Current Liabilities

Accounts payable

 AP - Operations 40,948

 AP - Project Exenditures 1,379,066

Total Accounts payable 1,420,014

Accrued expenses

 TxTag Customer Deposits (6,108)

 Toll Refunds from MSB 8,138

 Accrued Expense 448,468

 Line of Credit - TRB 627,094

Total Accrued expenses 1,077,592

Payroll liabilities

CAMERON COUNTY REGIONAL MOBILITY AUTHORITY
BALANCE SHEET
NOVEMBER 2017

Federal Tax Withholding	(8)
Payroll Tax Payable	(192)
Retirement Contribution Payable	437
Health Insurance Payable	1,500
Affac Employee Liabilities	116
Dental Insurance Payable	25
Employee Vision Insurance	(25)
Total Payroll liabilities	1,853
Deferred revenue	
UFV Fund Deposits	1,654
RBP Customers Refund	38
Deferred Revenue	940
TPS Customer Deposits	2,572
Restricted Funds - West Rail	<u>309,507</u>
Total Deferred revenue	<u>314,710</u>
Total Current Liabilities	2,814,169
Non Current Liabilities	
Due to other agencies	
Cameron County	167,500
Due to other Entity's	<u>2,014,428</u>
Total Due to other agencies	2,181,928
Due to TxDot	
Union Pacific - West Rail Project	31,086,807
Union Pacific - Olmito Switchyard	9,919,811
Pharr-Reynosa Project- Accumulation	218,735
TxDot FAA - South Padre Island	12,991,920
TxDot FAA - West Parkway	2,244,589
TxDot FAA - Outer Parkway	<u>679,556</u>
Total Due to TxDot	57,141,418
Long term bond payable	
2010A Bonds Payable	4,480,000
2010A Unamortized Premium	12,232
2010B Bonds Payable	15,535,000
2012 Bonds Payable	25,660,000
2012 Unamortized Premium	3,713,323
2014 Bonds Payable	4,305,000
2014 Bond Premium	132,111
2010A Refund Series 2014	4,610,000
2010A Refund Premium Series 2014	78,337
2010A Refunding Deferred Charge 2014 Series	25,226
2015 CO Bonds	4,255,000
2015 CO Bonds Discount	(35,604)
2016 Refunding Series Toll Revenue	15,805,000
2016 Refunding Series Bond Premium	96,173
2016 Refunding Series Deferred Amount on Refunding	(241,704)
Total Long term bond payable	<u>78,430,094</u>
Total Non Current Liabilities	<u>137,753,440</u>
Total LIABILITIES	<u>140,567,609</u>
NET POSITION	
Beginning net position	<u>48,922,978</u>

CAMERON COUNTY REGIONAL MOBILITY AUTHORITY
BALANCE SHEET
NOVEMBER 2017

Total Beginning net position	48,922,978
Changes in net position	
	2,183,176
Total Changes in net position	<u>2,183,176</u>
Total NET POSITION	<u>51,106,154</u>
TOTAL LIABILITIES AND NET POSITION	<u>191,673,762</u>

CAMERON COUNTY REGIONAL MOBILITY AUTHORITY
Statement of Cash Flows
November 2017

	<u>Current Period</u>	<u>Current Year</u>
Cash Flows from Operating Activities		
Receipts from Vehicle Registration Fees	219,350.00	447,760.00
Receipts from MSB/Interop Toll revenues	4,906.24	46,854.51
Receipts from TPS Toll Revenues	166,516.43	347,574.28
Receipts from Other Operating Revenues	0.00	3,694.46
Payments to Vendors	422,573.87	349,614.62
Payments to Employees	(86,558.32)	(180,931.21)
Total Cash Flows from Operating Activities	<u>726,788.22</u>	<u>1,014,566.66</u>
Cash Flows from Capital and Related Financing Activities		
Acquisitions of Property and Equipment	(117,847.36)	(117,847.36)
Acquisitions of Construction in Progress	(1,709,513.61)	(1,966,989.27)
Payments on Bond Interest and Principal	0.00	0.00
Advances on FAA and Grant Proceeds	<u>2,635,556.86</u>	<u>2,651,443.58</u>
Total Cash Flows from Capital and Related Financing Activities	<u>808,195.89</u>	<u>566,606.95</u>
Cash Flows from Investing Activities		
Receipts from Interest Income	<u>1,736.50</u>	<u>3,378.94</u>
Total Cash Flows from Investing Activities	<u>1,736.50</u>	<u>3,378.94</u>
Beginning Cash & Cash Equivalents	<u>7,534,941.57</u>	<u>7,487,109.63</u>
Ending Cash & Cash Equivalents	<u>9,071,662.18</u>	<u>9,071,662.18</u>



Toll Operations November Updates

Changes during November

Updates	Comments
Collected or made payment arrangements for off cycle letters send in October	Total of 5 out of 17 accounts send were paid or made arrangements. The customers that did not respond are going to the court process.
Send out second set of off cycle letters.	
Enrolled 43 new vehicles to TxTag	Previous month enrollments were 30. Walk-in enrollments only
29 new DV enrolled	Previous month enrollments were 20
Enrolled 4 new commercial accounts	Previous month enrollments were 4. 1 account with large outstanding balance was settled and payment arrangement were made.
Some transactions were being held in the image review queue which caused a backlog.	We are working to reduce backlog and should be cleared in the next two weeks.
We have stopped cash collections for MSB	

Ongoing changes

Upcoming Changes	Comments
Working with collection company to finalize procedures.	
New set of Off Cycle notices to be send	A set of 30 to be send in December

Attached:

November Traffic Totals

Payments Received for the November

Year Mail Batch Summary

Out of State November Report

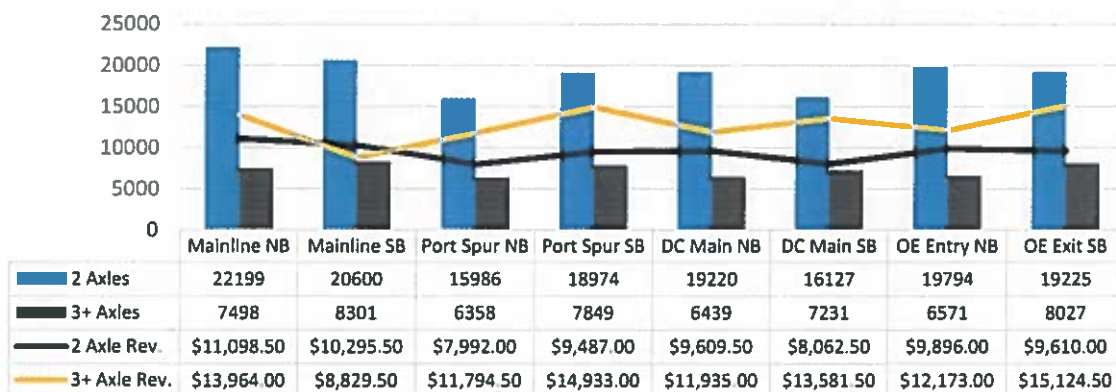
Image Review Totals for the month and year comparisons

Code Off Totals for the month and year comparisons

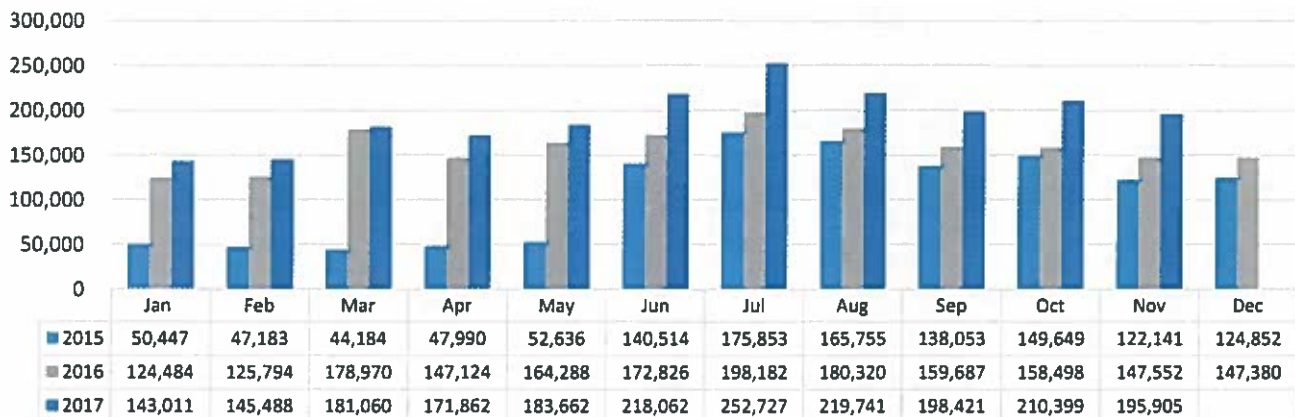


October Transaction and Revenue Data by Axle				
2 Axle Passenger Vehicle vs. 3+ Axles Commercial Vehicle				
per Plaza				
Plaza	2 Axles	3+ Axles	2 Axle Rev.	3+ Axle Rev.
Mainline NB	21,000	7,523	10,500.00	14,016.50
Mainline SB	17,426	8,458	8,713.00	15,948.50
Port Spur NB	14,408	6,577	7,204.00	12,317.50
Port Spur SB	15,788	7,596	7,894.00	14,466.00
DC Main NB	17,814	6,523	8,907.00	12,100.50
DC Main SB	15,009	7,050	7,504.50	13,243.50
OE Entry NB	18,431	6,710	9,215.50	12,437.50
OE Exit SB	17,740	7,852	8,870.00	14,786.00
Total by Axles	137,616	58,289	\$ 68,808.00	\$ 109,316.00
Month Total		195,905	\$	178,124.00

Month Transactions and Revenue Data by Plaza
2 axle Passenger vs. 3+ axles Commercial Vehicles



SH 550 Year Transactions



Payment Processing
2017



Source	Payment Mode	JAN	FEB	MAR	APR	MAY	JUN	JUL	AUG	SEPT	OCT	NOV	DEC
CSC Payments	Bank	\$2613.12	\$430.25			\$16.76							
	Cashier Check				\$6.36	\$2.01			\$12026.36	\$6.36		\$16.67	
	Cash	\$333.25	\$1682.74	\$1620.98	\$1296.16	\$2329.13	\$2492.17	\$2838.76	\$2362.23	\$2385.11	\$2369.34	\$2697.44	
	Check	\$21.77	\$5711.39	\$13083.49	\$56045.58	\$27261.22	\$46547.19	\$20137.98	\$16341.38	\$29266.44	\$36568.31	\$33292.83	
	CreditCard	\$336.00	\$1191.55	\$4438.73	\$4295.53	\$6717.10	\$7191.94	\$8684.47	\$9091.77	\$11784.47	\$14156.44	\$12174.61	
	DebitCard	\$1333.00	\$3304.14	\$11467.62	\$12242.45	\$17116.50	\$20497.51	\$19163.69	\$20775.03	\$23365.42	\$27999.32	\$25662.36	
	MoneyOrder	\$167.89	\$293.00	\$856.39	\$799.54	\$1859.61	\$1620.97	\$1961.25	\$2250.02	\$2430.95	\$2345.23	\$2025.59	
	Total Amount	\$ 4,805.03	\$ 12,613.07	\$31,447.21	\$ 74,685.62	\$ 55,303.33	\$ 78,349.78	\$ 52,886.33	\$ 64,846.79	\$ 69,238.75	\$ 83,438.64	\$ 75,889.50	\$ -
WEB Payments	Bank	\$273.24	\$2599.88	\$1588.37	\$1563.70	\$2994.46	\$4127.69	\$2684.08	\$4112.26	\$2638.67	\$3707.58	\$3545.94	
	CreditCard	\$2819.19	\$5465.46	\$11760.04	\$12434.23	\$32018.70	\$34626.64	\$41557.79	\$26862.66	\$39178.17	\$55375.26	\$51431.24	
	DebitCard	\$1899.09	\$4572.46	\$12984.25	\$16608.05	\$26429.59	\$31589.30	\$36164.64	\$32863.40	\$36418.04	\$41235.87	\$36267.58	
	Total Amount	\$ 4,991.52	\$ 12,638.80	\$26,332.66	\$ 30,605.98	\$ 61,442.75	\$ 70,343.63	\$ 80,406.69	\$ 63,838.32	\$ 78,234.88	\$ 100,318.71	\$ 91,244.76	
	Combined Total	\$ 9,796.55	\$ 25,251.87	\$57,779.87	\$ 105,291.60	\$ 116,746.08	\$ 148,693.41	\$ 133,293.02	\$ 128,685.11	\$ 147,473.63	\$ 183,757.35	\$ 167,134.26	\$0.00

Mail Batch Summary Report



2017

Month	Toll Bill		1st Notice		2nd Notice		Final Notice		Total Completed
	Generated	Completed	Generated	Completed	Generated	Completed	Generated	Completed	
January	10,919	8,656							8,656
February	7,586	5,613	3,833	825					6,438
March	9,991	10,127	5,093	6,069	1,150				16,196
April	12,856	13,457	4,888	5,825	3,728	4,548			23,830
May	11,973	12,767	6,929	5,746	3,448	2,267	3,003	1,270	22,050
June	15,033	13,584	6,732	8,174	4,697	6,206	2,563	4,296	32,260
July	21,834	22,884	5,993	4,435	5,470	4,374	3,362	3,362	35,055
August	7,807	10,889	10,187	11,305	3,453	3,368	5,353	5,353	30,915
September	21,788	19,059	6,693	5,210	6,539	2,863	3,572	483	27,615
October	12,315	12,888	10,719	7,717	5,334	10,186	3,225	6,309	37,100
November	10,198	11,895	4,683	10,440	5,628	3,359	7,507	6,820	32,514
December		481		4		2,276		692	3,453
	142,300	142,300	65,750	65,750	39,447	39,447	28,585	28,585	276,082

Out Of State Billing and Payments
November 2017



State Name	Invoice Count	Toll Amount	Fee Amount	Toll Amount Paid	Fee Amount Paid	Outstanding Amount
Alabama	4	\$18.62	\$4.00	\$5.32	\$1.00	\$16.30
Arizona	8	\$23.94	\$8.00	\$0.00	\$0.00	\$31.94
Arkansas	16	\$71.16	\$16.00	\$21.28	\$5.00	\$60.88
California	22	\$121.06	\$22.00	\$51.22	\$9.00	\$82.84
Colorado	2	\$20.62	\$2.00	\$0.00	\$0.00	\$22.62
Florida	39	\$165.62	\$39.00	\$21.28	\$6.00	\$177.34
Georgia	2	\$19.29	\$2.00	\$0.00	\$0.00	\$21.29
Idaho	1	\$5.32	\$1.00	\$0.00	\$0.00	\$6.32
Indiana	124	\$1,530.17	\$124.00	\$842.43	\$54.00	\$757.74
Kansas	3	\$7.32	\$3.00	\$0.00	\$0.00	\$10.32
Kentucky	1	\$2.66	\$1.00	\$0.00	\$0.00	\$3.66
Louisiana	10	\$88.48	\$10.00	\$30.60	\$4.00	\$63.88
Maine	47	\$173.57	\$47.00	\$45.22	\$13.00	\$162.35
Maryland	1	\$5.32	\$1.00	\$0.00	\$0.00	\$6.32
Michigan	57	\$297.27	\$57.00	\$72.49	\$14.09	\$267.69
Minnesota	2	\$7.98	\$2.00	\$0.00	\$0.00	\$9.98
Mississippi	11	\$73.16	\$11.00	\$27.27	\$5.00	\$51.89
Missouri	51	\$349.16	\$51.00	\$66.50	\$11.00	\$322.66
Montana	1	\$2.00	\$1.00	\$0.00	\$0.00	\$3.00
Nebraska	24	\$120.37	\$24.00	\$85.12	\$14.00	\$45.25
Nevada	1	\$18.62	\$1.00	\$0.00	\$0.00	\$19.62
New Jersey	4	\$18.62	\$4.00	\$10.64	\$2.00	\$9.98
North Carolina	31	\$271.46	\$31.00	\$18.62	\$4.00	\$279.84
North Dakota	1	\$2.66	\$1.00	\$0.00	\$0.00	\$3.66
Ohio	26	\$225.45	\$26.00	\$102.06	\$10.00	\$139.39
Oklahoma	35	\$301.94	\$35.00	\$7.98	\$2.00	\$326.96
South Carolina	3	\$10.64	\$3.00	\$7.98	\$2.00	\$3.66
Tennessee	26	\$187.74	\$26.00	\$69.24	\$5.00	\$139.50
Virginia	9	\$96.51	\$9.00	\$26.66	\$5.00	\$73.85
Wisconsin	4	\$30.60	\$4.00	\$25.28	\$3.00	\$6.32
Total	586	\$4,267.33	\$566.00	\$1,537.19	\$169.09	\$3,127.05

Out Of State Billing and Payments

2017



Month	Invoiced Amount (w/fees)	Amount Paid	Outstanding Amount
September	\$13,158.48	\$8,497.49	\$4,660.99
October	\$7,751.32	\$4,031.09	\$3,720.23
November	\$4,833.33	\$1,706.28	\$3,127.05
December			\$0.00
Total	\$25,743.13	\$14,234.86	\$11,508.27

**amounts change from monthly report due to nonpayment and accrual of fees. New payments also affect balance.*



OPERATION OVERVIEW 2017

Month	1st Review	2nd Review	3rd Review	3rd Review %	Total
Misread			454		454
January	46,066	39,729	4,689	5%	90,484
February	39,632	35,293	3,701	5%	78,626
March	53,396	47,717	3,981	4%	105,094
April	55,839	52,846	4,793	4%	113,478
May	50,950	44,568	5,282	6%	100,800
June	66,247	56,079	4,459	4%	126,785
July	57,228	56,086	1,806	2%	115,120
August	75,795	55,596	5,657	4%	137,048
September	61,785	59,771	4,863	4%	126,419
October	81,082	68,144	6,444	4%	155,670
November	66,191	50,053	3,185	3%	119,429
December					-
Total p/Review	654,211	565,882	48,860	4%	
Total Images Processed					1,268,953

OPERATION OVERVIEW November 2017

CSR	1st Review	2nd Review	3rd Review	Total
Misread	65			65
Adriana	10004	4643		14,647
Madeline	24517	6724		31,241
Eddie	726	9328		10,054
AJ	6112	14994		21,106
Luis		844		844
Anai	9313	3452		12,765
Janett				-
Nena	2332	5664		7,996
Dianelys	12870	2024		14,894
Raul				-
Ema		1911	2444	4,355
Cristina			741	741
Liz	252	469		721
Total Images Processed				119,429



TPS CCRMA

**Code Off Report
2017**

Gantry	JAN	FEB	MAR	APR	MAY	JUN	JUL	AUG	SEPT	OCT	NOV	DEC	AVG
SH550-Main-North	5%	6%	6%	6%	11%	8%	9%	11%	10%	14%	15%		9%
SH550-Main-South	4%	5%	4%	5%	8%	6%	7%	7%	7%	8%	9%		6%
Port Spur NB	3%	4%	8%	4%	7%	5%	7%	7%	6%	7%	7%		6%
Port Spur SB	5%	4%	11%	5%	8%	7%	14%	10%	8%	10%	11%		8%
DC North	4%	5%	5%	5%	8%	7%	9%	10%	10%	16%	14%		8%
DC South	5%	6%	6%	7%	11%	8%	7%	7%	7%	8%	9%		7%
Old Alice Rd E NB	5%	8%	9%	10%	12%	9%	12%	11%	12%	14%	12%		10%
Old Alice Rd X SB	5%	5%	5%	7%	9%	7%	8%	9%	9%	11%	11%		7%

October Breakdown - Reason Codes										
	Main N	Main S	Port Spur N	Port Spur S	DC N	DC S	OA N	OA S	Total	
Temp Plate	569	495	375	380	434	453	514	568	3788	
Unreadable	553	180	101	416	252	146	297	244	2189	
Exempt	389	251	171	206	200	153	242	204	1816	
No Plate	134	101	68	121	144	115	168	96	947	
Too Dark	419	14	20	8	168	7	136	152	924	
Not Clear	225	22	20	50	90	25	47	131	610	
ODC Other	80	81	49	55	73	82	71	102	593	
Plate Obstructed	95	56	61	59	60	32	77	87	527	
Undefined	106	49	34	69	69	48	74	69	518	
Too Bright	27	141	1	135	44	68	40	15	471	
Motorcycle	53	30	27	24	51	36	56	40	317	
Camera Alignment	38	23	6	24	118	17	21	24	271	
No Vehicle	1	2	5	5	227	7	1		248	
Corrupted	4	5		9	26	4	11	9	68	
Non Vehicle			1	4	6	2	2	1	16	
Plate Mismatch	2	1	1	1	1	1			7	
Total per Plaza	2695	1451	940	1566	1963	1196	1757	1742	13,310	

Total Code Off is 11% of Total Images Reviewed

**4-D CONSIDERATION AND APPROVAL OF AGREEMENT BETWEEN THE
CAMERON COUNTY REGIONAL MOBILITY AUTHORITY AND
PATHFINDERS PUBLIC AFFAIRS.**

AGREEMENT FOR CONSULTING SERVICES

Pathfinder Public Affairs_(Consultant) will provide legislative representation to Cameron County Regional Mobility Authority_(Client). Such representation will include monitoring and intelligence gathering within the executive and legislative branches of Texas state government, specifically related to the Texas Legislature and including other state agency issues that may affect the Client. In addition, the Consultant will utilize its significant experience and knowledge in governmental affairs and securing funding for projects for economic development, especially for projects in the Rio Grande Valley, to strengthen the Client's partnership with the Texas Department of Transportation and other governmental agencies, especially in regard to collaboration and funding for the Client's transportation projects.

Any information furnished by the Client, whether orally or in writing, shall be treated as confidential.

This Agreement is effective as of January 1, 2018. This Agreement will terminate on December 31, 2018 unless terminated earlier in whole or in part by Consultant or the Client. Further, each party may terminate this agreement upon 30-days written notice to the other party.

SCOPE OF SERVICES

In cooperation with the Client and at the direction of appropriate representatives of the Client, Consultant proposes to provide the following services:

- Confer, advise and participate in the passage, amendment or defeat of legislation, and secure appropriations, during any regular or Special Session of the Legislature, and advise on strategy that should be followed to accomplish the desired results;
- Review, analyze and advise on all proposed legislation that may affect the Client;
- Advise on and participate in the preparation of testimony for submission before legislative committees;
- Maintain a continuing relationship with the members and key officers and employees of the House and Senate;
- If requested, confer and advise in regard to the potential political and legislative impact of any proposed business decision of the management of the Client
- Generally, use abilities, experience and best efforts to assist in the formulation and successful implementation of the legislative goals of the Client;
- Meet with the Client representatives as needed;

- Attend all relevant legislative hearings when the Client's interests are directly affected; and,
- Provide written reports to the Client on a monthly basis with the invoice.
- Assist the CCRMA in obtaining funding from the Texas Department of Transportation for any on-going projects, specifically SPI 2nd Access, Outer Parkway, U.S. 77, East Loop as well as CBI funded projects.
- Assist the CCRMA with any issues with any state agencies.

The product of all work performed under this Agreement, including reports, and other related materials shall be the property of the Client, and the Client shall have the sole right to use, sell, license, publish, or otherwise disseminate or transfer rights in such work product. In addition, original documents and reports developed under this Agreement shall belong to and become the property of the Client.

In consideration for such services, all of which are to be personally supervised by Rene A. Ramirez, the Client shall pay professional fees of \$12,000.00 each month for the duration of this contract. In addition, the Client would reimburse the Consultant monthly for any reasonable actual out-of-pocket office or travel expenses provided that such expense receive the prior written approval of the Client's Executive Director and are consistent with the Client's travel policy. If Consultant and the Client both agree that a higher level of service than expected is needed during the legislative session or a special session is called by the governor, Consultant and the Client may renegotiate this contract based on mutually agreeable terms if necessary during the term of the contract. Notwithstanding the foregoing, Consultant remains obligated to perform under this Agreement during such renegotiation.

Consultant will not expend any funds on behalf of or in the name of the Client as political contributions or in support of any political party, any candidate for political office or any referendum issue. Neither Consultant nor any third party acting on behalf of Consultant will have or will hold itself out as having authority to bind the Client in any way and on any subject whatsoever.

Consultant represents and warrants that it is free to enter into and fully to perform this agreement and that no agreement or understanding with any other person, firm or corporation exists or will exist which would interfere with Consultant's obligations hereunder. In no instance shall Consultant take a position to Client's interests in the matters in which Consultant represents Client. Consultant shall do everything in its power to promote Client's interests in the matters Client has entrusted to Consultant, and Consultant will do nothing that will be adverse to that commitment.


THE CONSULTANT SHALL DEFEND, INDEMNIFY, AND HOLD THE CLIENT, AND THE CLIENT'S DIRECTORS, OFFICERS, EMPLOYEES, AND AGENTS HARMLESS FROM ANY AND ALL CLAIMS, INJURIES, DAMAGES, LOSSES, OR SUITS, INCLUDING BUT NOT LIMITED TO LEGAL COSTS AND ATTORNEY'S FEES, ARISING OUT OF OR IN CONNECTION WITH THE CONSULTANT'S PERFORMANCE OF THIS AGREEMENT, EXCEPT FOR INJURIES CAUSED BY

THE NEGLIGENCE OF THE CLIENT. IN THE EVENT OF LIABILITY FOR DAMAGES ARISING OUT OF BODILY INJURY TO PERSONS OR DAMAGES TO PROPERTY CAUSED BY OR RESULTING FROM THE CONCURRENT NEGLIGENCE OF THE CONSULTANT AND THE CLIENT, THEN THE CONSULTANT'S LIABILITY HEREUNDER SHALL BE ONLY TO THE EXTENT OF THE CONSULTANT'S NEGLIGENCE.


Consultant will comply with all required lobbying and disclosure filings and assist the Client in complying with such requirements in conjunction with the aforementioned representation.

This Agreement will be governed by the laws of the State of Texas, and venue for any cause of action arising out of or related to this Agreement shall be in Cameron County, Texas.

The Client may terminate this Agreement at any time for any reason by giving at least thirty (30) days written notice to the Consultant. If this Agreement is terminated by the Client as provided herein, the Consultant shall be paid for the work completed as of the date of termination.

Agreed: 
Frank Parker, Jr.

Dated: 1/11/18

Agreed: 
Rene Ramirez

Dated: 1/11/18

**4-E CONSIDERATION AND APPROVAL OF AN AMENDMENT TO THE
CONTRACT BETWEEN THE CAMERON COUNTY REGIONAL
MOBILITY AUTHORITY AND RANCHO VIEJO PET CLUB LLC.**

FIRST AMENDMENT TO LEASE AGREEMENT

WHEREAS, the Cameron County Regional Mobility Authority (the "Lessee") and Rancho Viejo Pet Club, LLC, a Texas limited liability company (the "Lessor") entered into that certain Lease Agreement dated as of August 1, 2017, whereby the Lessor leased to the Lessee the real property and improvements generally located at 3470 Carmen Avenue, Units B3, B4, B5, and B6, Rancho Viejo, Cameron County, Texas 78575 (the "Lease Premises"); and,

WHEREAS, the Lessor's name in the Lease Agreement is incorrectly stated as FORTRADE, INC., a Texas corporation; however, the Lessor has at all times been the actual Lessor; and,

WHEREAS, in accordance with section 9.09 of the Lease Agreement, the Lessor and the Lessee desire to amend Lease as set forth herein;

NOW, THEREFORE, of the mutual promises of the parties hereto and for other good and valuable consideration, the receipt and sufficiency of which are hereby acknowledged, the Lease is hereby amended as follows:

1. The name of the Lessor in the Lease Agreement is hereby amended to be Rancho Viejo Pet Club, LLC, a Texas limited liability company, and Rancho Viejo Pet Club, LLC, a Texas limited liability company, agrees that it has acted as Lessor at all times under the Lease Agreement.
2. Effective as of February 1, 2018, the Lease Premises shall be amended to include Unit B7, as follows: 3470 Carmen Avenue, Units B3, B4, B5, B6, and B7, Rancho Viejo, Cameron County, Texas 78575, and as a result of adding Unit B7 to the Lease Premises, section 2.01 of the Lease Agreement shall be amended, as follows:

2.01. Base Rent. Lessee shall pay to Lessor in the manner as hereinafter indicated, as rent, for the leased premises, a monthly installment in the amount of **FOUR THOUSAND SIXTY AND NO/100 DOLLARS (\$4,060.00)** in advance, without notice, on the first day of each month.


3. All other terms and conditions of the Lease remain the same and in full force and effect, and the parties reaffirm and acknowledge their obligations under the Lease Agreement as amended by this First Amendment.

(Signature Page to Follow)

This First Amendment to Lease Agreement is executed to be effective as August 1, 2017.

LESSOR:

RANCHO VIEJO PET CLUB, LLC,
a Texas limited liability company



By: Arturo Garza - Managing Member -
Name/Title

LESSEE:

CAMERON COUNTY REGIONAL MOBILITY AUTHORITY,
a political subdivision of the State of Texas



By: Frank Parker, Jr., Chairman

**4-F CONSIDERATION AND APPROVAL OF GENERAL ENGINEERING
CONTRACT BETWEEN THE CAMERON COUNTY REGIONAL
MOBILITY AUTHORITY AND FAGG ENGINEERING. (TABLED)**

**4-G CONSIDERATION AND APPROVAL OF GENERAL ENGINEERING
CONTRACT BETWEEN THE CAMERON COUNTY REGIONAL
MOBILITY AUTHORITY AND S&B INFRASTRUCTURE. (TABLED)**

**4-H CONSIDERATION AND APPROVAL OF GENERAL ENGINEERING
CONTRACT BETWEEN THE CAMERON COUNTY REGIONAL
MOBILITY AUTHORITY AND HALFF & ASSOCIATES. (TABLED)**